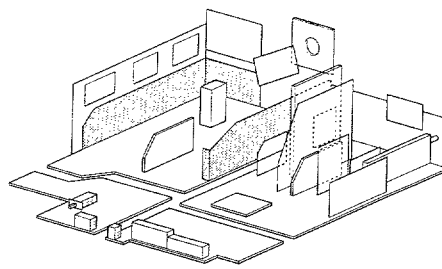


Service
Service
Service



FL2.24
FL2.26
FL4.27

AA

Service Manual

Contents

Page

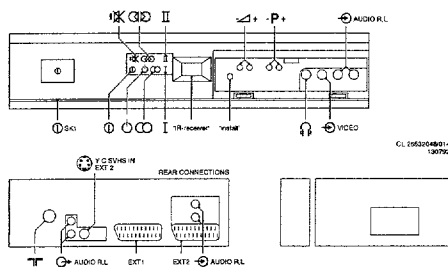
1. Technical data		2	
2. Connection facilities and chassis overview		2	
3. Warnings and notes		3	
4. Mechanical instructions		3	
5. Block diagram		4	
6. <i>Electrical diagrams and PWB lay-out</i>			
Tuner, source selection	(Diagram C)	7	PWB 6
Synchronisation and deflection (FLx.26/.27)	(Diagram B)	8	17
Video processing	(Diagram D)	9	6
Synchronisation and deflection (FLx.24)	(Diagram B)	10	19
Sound processing	(Diagram F)	11	6
Power supply (FLx.26/.27)	(Diagram A)	12	17
Control	(Diagram H)	13	6
Power supply (FLx.24)	(Diagram A)	14	19
Picture tube panel	(Diagram E)	15	15
Sound power amplifier	(Diagram G)	16	17,19
Y/C detector	(Diagram I)	18	18
SCAVEM filter (+ picture rotation 16:9)	(Diagram Y)	18	18
SCAVEM amplifier	(Diagram Z)	18	18
NICAM decoder	(Diagram K)	20	20
PiP (Picture in Picture)	(Diagram J)	21	20
100 Hz Digital Scan (FLx.24/.26)	(Diagram M)	22	23
Teletext (FLx.24/.26)	(Diagram L)	23	23
100 Hz/Teletext (FLx.27)	(Diagram L')	24	24
Comb filter	(Diagram N)	25	25
Black Stretch	(Diagram D')	26	26
North / South correction 29" (N/S)	(Diagram B')	26	26
Interface EURO AV3	(Diagram P)	26	26
Connector EURO AV3	(Diagram R)	26	26
7. Electrical adjustments		27	
8. Fault finding methods and repair tips		29	
9. Direction for use		31	
10. Electrical parts list		33	

1. Technical data

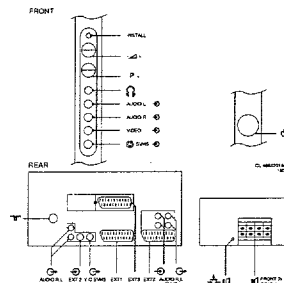
Mains voltage	: 220 - 240 V (± 10%)
	: 50 Hz - 60 Hz (± 5%)
Aerial input impedance	: 75 Ω - coaxial
Minimum aerial voltage	: 30 μV (VHF), 40 μV (UHF)
Maximum aerial voltage VHF/S/UHF	: 180 mV
Programmes	: 0 - 99
VCR programmes	: 0, 50 - 99

2. Connection facilities and Chassis overview

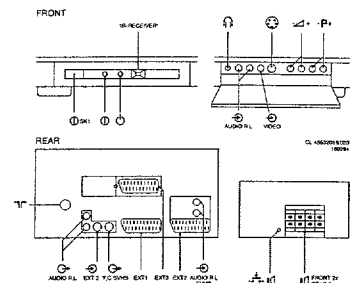
FL1



FL2

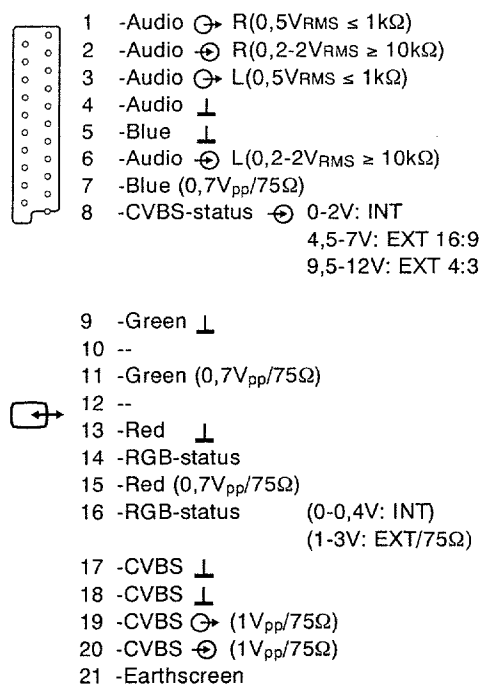


FL4

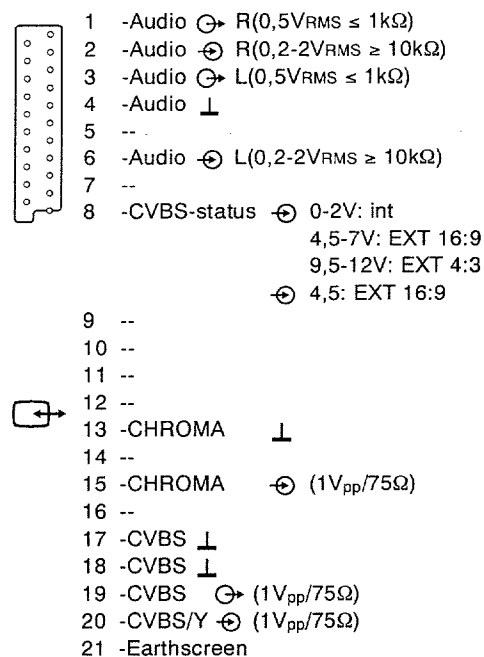


Specification of the connectors

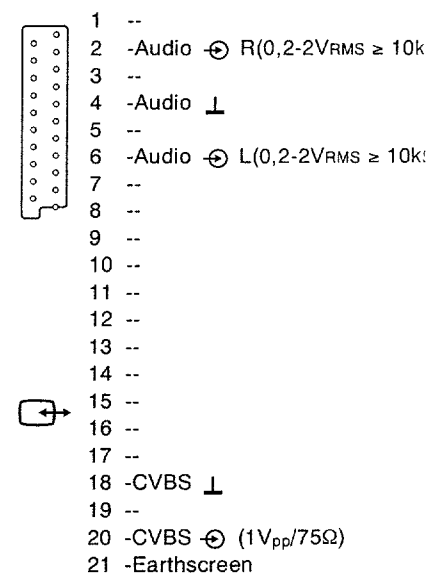
EXT1 (AUX): RGB+CVBS



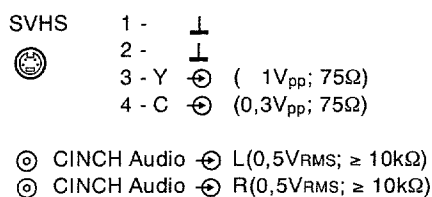
EXT2 (VCR): Y/C+CVBS



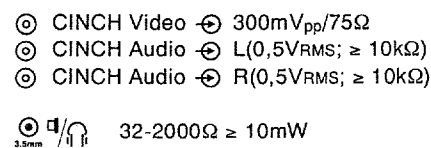
EXT3: CVBS



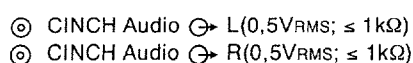
EXT2 (SVHS) (rear)



EXT3 (front)



Audio out (rear)





In this reprinted service manual the following diagrams have been replaced:

Diagram		Page
Block diagram		4
Source Select	(Diagram C)	7
Synchronisation FLx.26/.27	(Diagram B)	8
Video processing	(Diagram D)	9
Synchronisation FLx.24	(Diagram B)	10
Sound Processing	(Diagram F)	11
Power supply FLx.26/.27	(Diagram A)	12
SCAVEM	(Diagram Z)	18
PIP	(Diagram J)	21
LFR box	(Diagram M)	22

The following Service Informations are included:

FL 94.03
FL 94.05

Corrections to Chapter 7

Paragraph 3.2 and 3.4

Actual	Must be
(fig. 7.9) 7.64µs	(fig. 7.4) 6.4µs
Figure 7.4 744µs ± 175ns	6.4µs ± 175ns

Corrections to Chapter 8

Paragraph 5

In some versions it is not possible to re-route the signal path after removing the PiP module because of the use of different connectors.

Paragraph 8.4.1 and 8.4.2

Error message 99 (software protection) is not indicated by the LED's any more.
In case of hardware protection the set switches to stand-by and back on again, once in every few seconds.
Just before switching to stand-by, in case of protection, both red and green LED's light up.

D

In diese Nachdruck der Service Manual sind die folgende Schaltbilder geändert worden.

Schaltbild

Seite

Blockschaltbild		4
Quellenwahl	(Schaltbild C)	7
Synchronisierung FLx.26/.27	(Schaltbild B)	8
Video Verarbeitung	(Schaltbild D)	9
Synchronisierung FLx.24	(Schaltbild B)	10
Ton Verarbeitung	(Schaltbild F)	11
Stromversorgung FLx.26/.27	(Schaltbild A)	12
SCAVEM	(Schaltbild Z)	18
Bild im Bild	(Schaltbild J)	21
LFR box	(Schaltbild M)	22

Die folgenden Service Informationen sind Beigeliefert:

FL 94.03
FL 94.05

Korrekturen zur Kapitel 7

Paragraph 3.2 und 3.4

Jetzt	Muß sein
(Abb. 7.9)	(Abb. 7.4)
7.64µs	6.4µs
Abbildung 7.4	
744µs ± 175ns	6.4µs ± 175ns

Korrekturen zur Kapitel 8

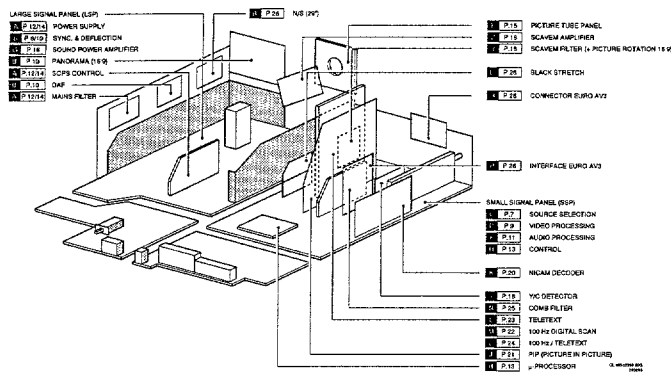
Paragraph 5

In manche Versionen ist es nicht möglich um das Signal durch zu fuhren, wenn das Bild im Bild Modul entfernt ist, weil unterschiedliche Stecker gebraucht worden sind.

Paragraph 8.4.1 und 8.4.2



Fehlermeldung 99 (Software-Schutz) wird nicht mehr angezeigt von der LED's.
Wenn die Hardware-Schutz aktiv ist, schaltet das Gerät zu Stand-by und wieder ein, mit ein Frequenz von einmal in einige Sekunden.
Kurz bevor das Gerät zu Stand-by geschaltet wird, leuchten beide LED's gleichzeitig auf.

Chassis overview







3. Warnings and Notes

Warnings

1. Safety regulations require that the unit should be returned in its original condition and that components identical to the original components are used. The safety components are indicated by the symbol .
2. In order to prevent damage to ICs and transistors, all high-voltage flashovers must be avoided. In order to prevent damage to the picture tube, the method shown in Fig. 3.1 should be used to discharge the picture tube. Use a high-voltage probe and a multimeter (position DC-V). Discharge until the meter reading is 0V (after approx. 30s).
3. **ESD** 
All ICs and many other semiconductors are sensitive to electrostatic discharges (ESD). Careless handling during repair can drastically shorten the life. Make sure that during repair you are connected by a pulse band with resistance to the same potential as the earth of the unit. Keep components and tools also at this same potential.
4. When repairing a unit, always connect it to the mains voltage via an isolating transformer.
5. Be careful when taking measurements in the high-voltage section and on the picture tube.
6. Never replace modules or other components while the unit is switched on.
7. It is recommended that safety goggles are worn when replacing the picture tube.
8. When making settings, use plastic rather than metal tools. This will prevent any short circuits and the danger of a circuit becoming unstable.
9. After repair the wiring should be fastened once more in the cable clamps for this purpose.

10. In order to prevent measuring errors, the heat sinks should not be used as reference points for measurements. **The heat sink for the sound output amplifier is connected to the -16/-11 volts.**
11. On this unit the 140 volt supply voltage is not supplied via an interconnection on the deflection yoke to the line output transformer. When the deflection cable is detached, the +140 volt supply remains loaded. In order to unload the +140 volts, coil 5511 should be removed.
12. Together with the deflection unit and any multipole unit, the flat square picture tubes used form an integrated unit. The deflection and the multipole units are set optimally at the factory. Adjustment of this unit during repair is therefore not recommended.

Notes

1. The direct voltages and oscillograms should be measured with regard to the tuner earth (\perp), or hot earth (\perp) as this is called.
2. The direct voltages and oscillograms shown in the diagrams should be measured in the **Service Default Mode** (see chapter 8) with a colour bar signal and stereo sound (L: 3 kHz, R: 1 kHz unless stated otherwise) and picture carrier at 475.25 MHz.
3. Where necessary, the oscillograms and direct voltages are measured with () and without aerial signal () Voltages in the power supply section are measured both for normal operation () and in standby () . These values are indicated by means of the appropriate symbols.
4. The picture tube PCB has printed spark gaps. Each spark gap is connected between an electrode of the picture tube and the Aquadag coating.
5. The semiconductors indicated in the circuit diagram and in the parts lists are completely interchangeable per position with the semiconductors in the unit, irrespective of the type indication on these semiconductors.
6. The connectors used for the modules (board to board) are gold-plated and should only be replaced by the same type.

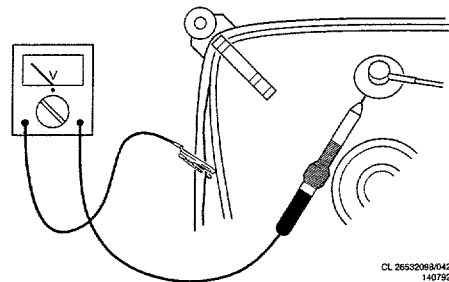


Fig. 3.1

4. Mechanical instructions

It is extremely important that following disassembly all cables are replaced in their original positions in order that safety and sound and picture quality may be guaranteed.

1. Model overview (fig. 1)

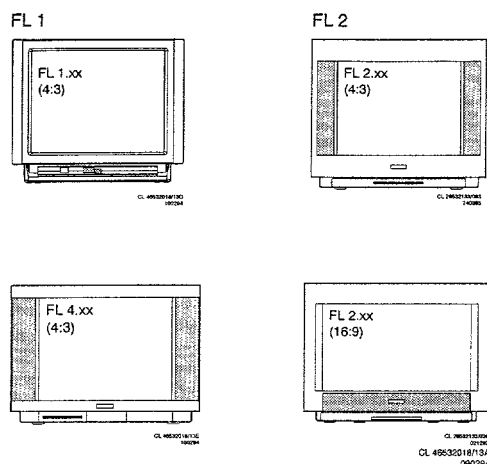


Fig. 4.1

2. Removing the rear panel (fig. 2 + 3)

Before the rear panel is removed the connection to the subwoofer should first be disconnected:

FL1: Open the flap in the rear panel. Disconnect the subwoofer cable. (connector L36)

FL2: Remove the three screws A with which the grille is fixed. Tap the grille downwards as indicated by arrow 1, so that the grille becomes loose. Remove the grille from the rear panel by pulling it in the direction indicated by arrow 2.

Disconnect the cable from the subwoofer as indicated by arrow 3. Remove screws B and C, and also screws D if present or lugs E for FL4.

Remove the rear panel from the set.

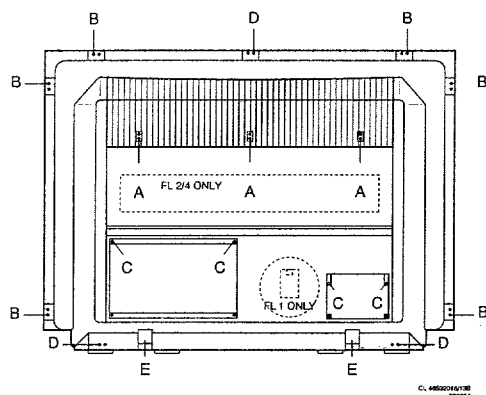


Fig. 4.2

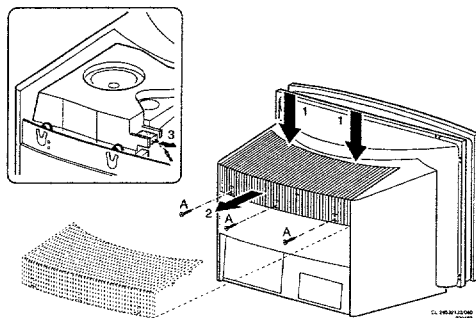


Fig. 4.3

3. Service positions FL1

FL1 can be placed in two service positions. (Fig. 4) Remove the rear panel. Remove the screw behind the flap on the front side of the set.

Service position 1:

If present, press down the lugs with which the chassis is secured and pull both panels simultaneously to the rear, removing any hindering cables from the cable ties if necessary. Place the panels vertically behind the set as illustrated in figure 4a.

Service position 2:

Disconnect connectors L01, L02 and L03 that connect the small (SSP) and large signal panel (LSP) together. Pull the panel concerned backwards out of the set. Using extension cable set 4822 320 20209 (fig.5) reconnect both panels together. Place the panel concerned behind the set as illustrated in figure 4b.

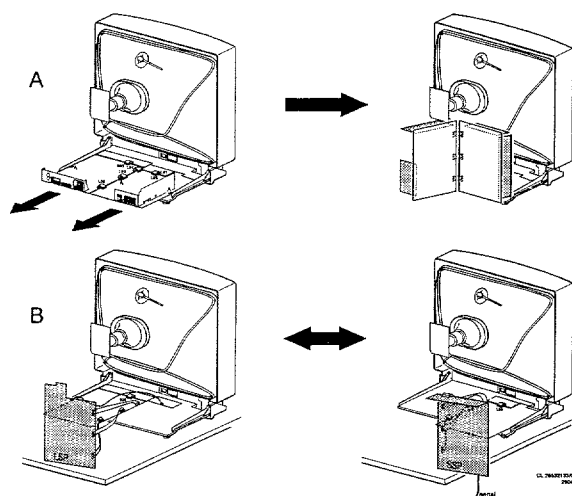


Fig. 4.4

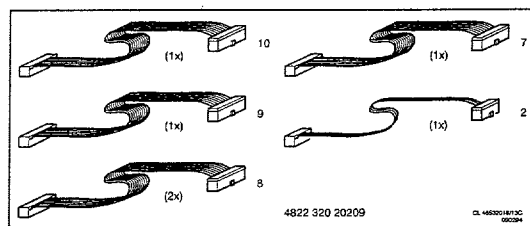


Fig. 4.5

4. Service positions FL2 (fig. 6)

FL2 can be placed in two service positions. (fig.6) Remove the rear panel.

Service position 1:

Disconnect connectors E47 and E48. These connectors are located on the side of the set and connect the chassis with the audio, video and headphone connections (FRONT). Lift the chassis frame at the rear and remove it from the cabinet, removing any hindering cables from the cable ties if necessary. Place the frame one position to the rear, taking care to ensure that the chassis frame lugs are located into the correct recesses.

Service position 2:

Place the chassis in service position 1. Click the infra-red receiver (IR) out of the retainer located under the picture tube. Remove the cables to the panel with buttons for

local operation from their ties and then click the operating panel out of its holder. Disconnect the cable to the degaussing coil on the picture tube from the mains filter panel. Remove the cables from and to the mains filter from their cable ties. Click the two service legs loose and place them vertically in the holes as indicated in the diagram. Tilt the entire chassis frame and place the entire unit on both service legs so that the solder side is accessible.

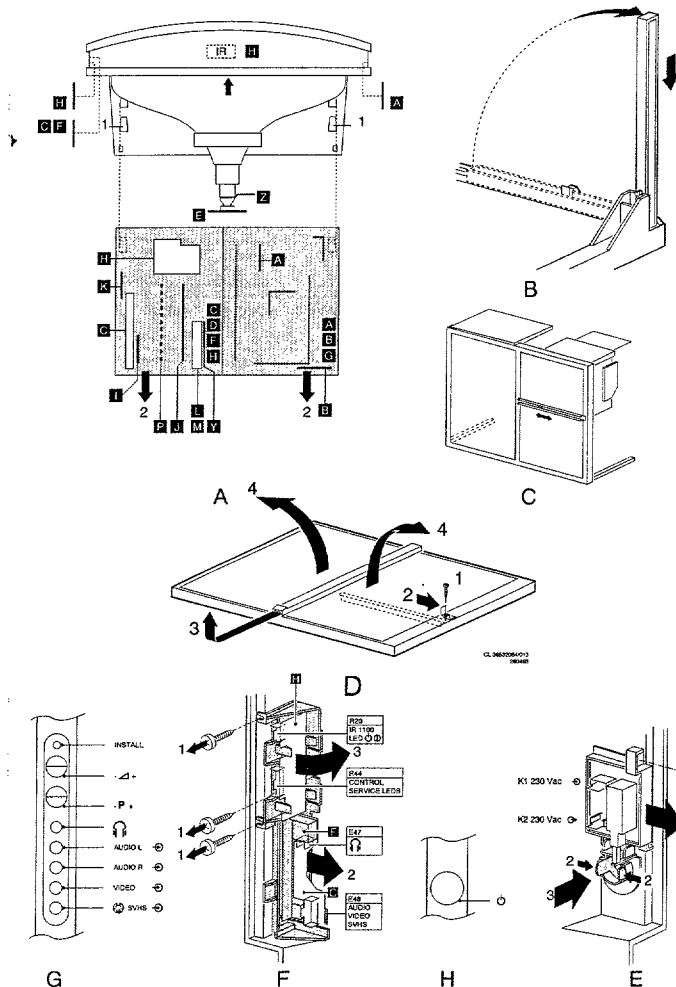


Fig. 4.6

5. Service position FL4 (fig. 7)

An FL4 model can be put into service position 1 in the same manner as an FL2 model. Service position 2 is accomplished by tilting the whole frame once the cabling has been disconnected (the cable to the front connectors (E47, E48) may be disconnected). A stud on the frame and a hook on the case ensure a stable service position.

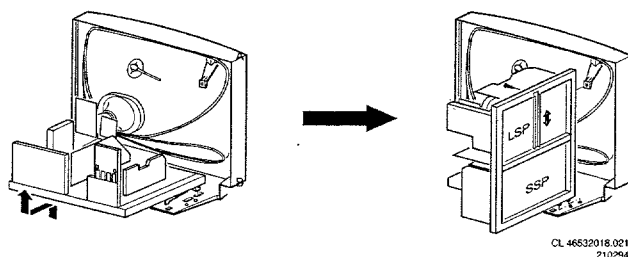


Fig. 4.7

6. Removing the mask from FL2 (fig. 8)

Remove the rear panel. Remove the chassis frame with the chassis from the cabinet. Remove screws E as indicated in the diagram. Loosen the snap connection under the picture tube. Remove the masker in the manner illustrated in the diagram.

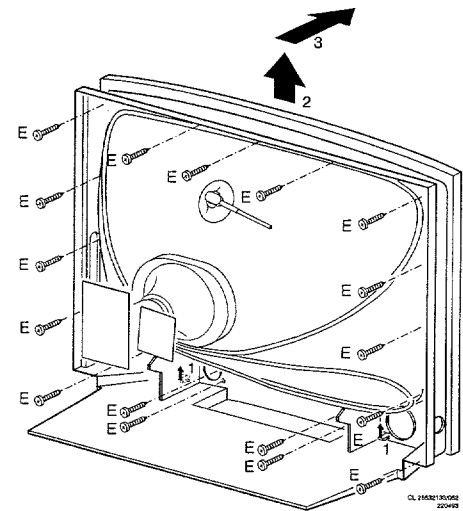


Fig. 4.8

7. Replacing the picture tube.

Remove the rear panel. Discharge the picture tube in the manner described in chapter 3. Remove the chassis, or the chassis with the chassis frame from the cabinet. Disconnect all cabling to the picture tube. Tilt the set so that the front of the picture tube is pointing downwards, taking care that the picture tube comes to rest on a soft and clean surface. Loosen the four bolt on the picture tube corners and drop the cabinet gently down onto the work surface. The picture tube can now be removed from the cabinet.

In FL2 special nylon picture tube tubular rivets have been applied. In order to guarantee optimum strength these should not be re-used. Take care to fit correctly when replacing. Tighten the picture tube screws one-by-one until a torque of approximately 1 kgm (10Nm) is achieved. The picture tube tubular rivets are obtainable under code numbers:

For 28" picture tubes and smaller: 4822 532 12243

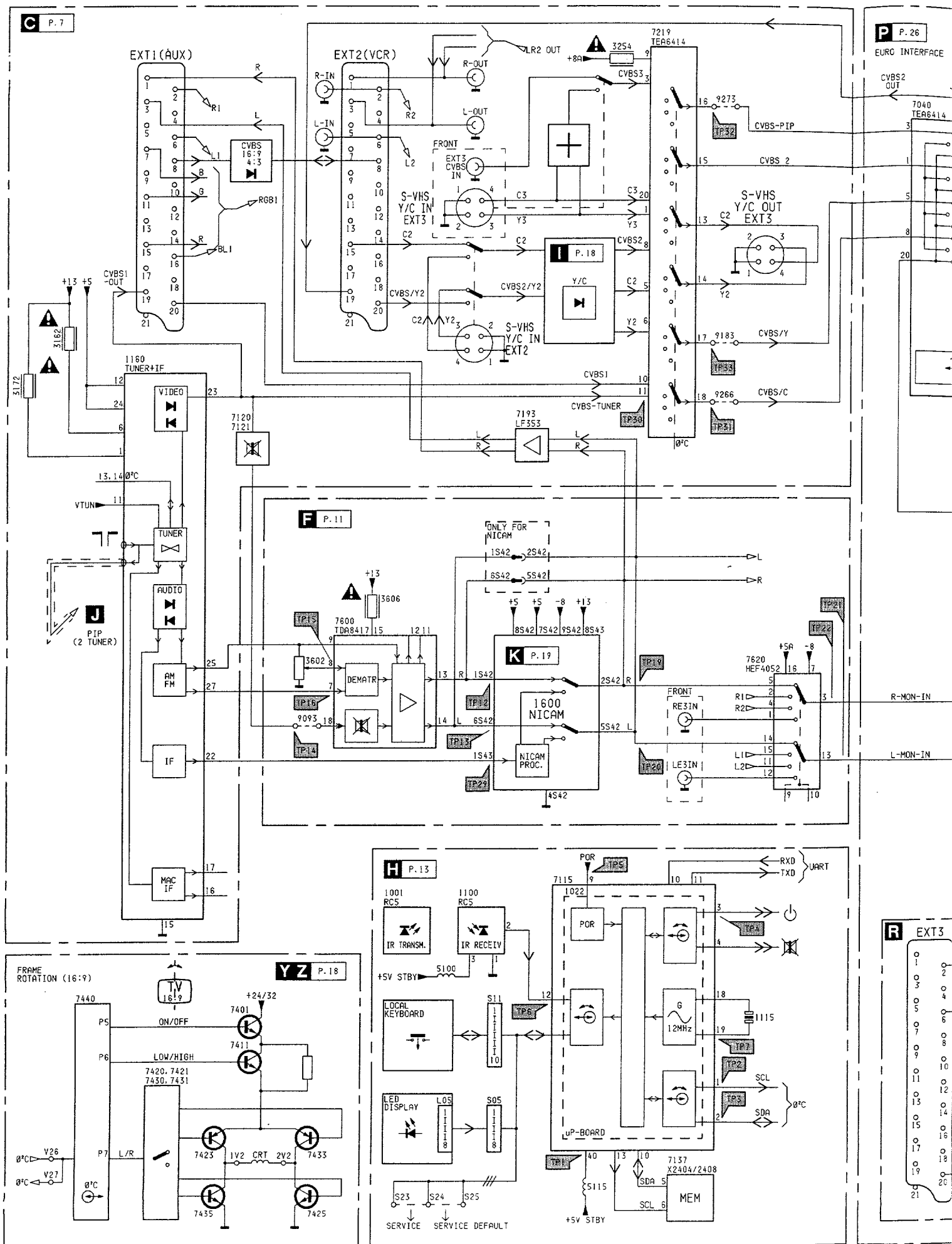
(≤ 28")

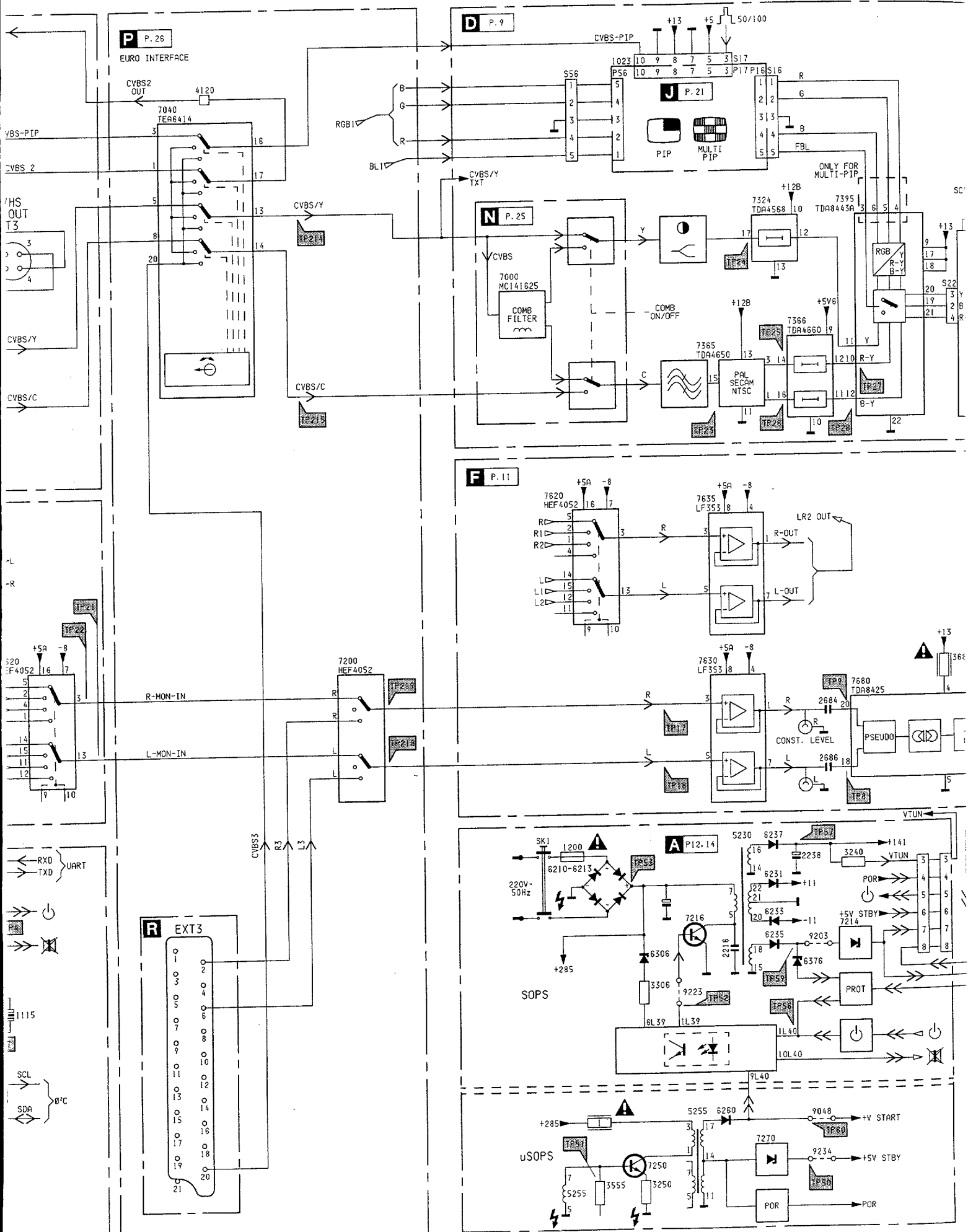
For 29" picture tubes and larger: 4822 404 31294

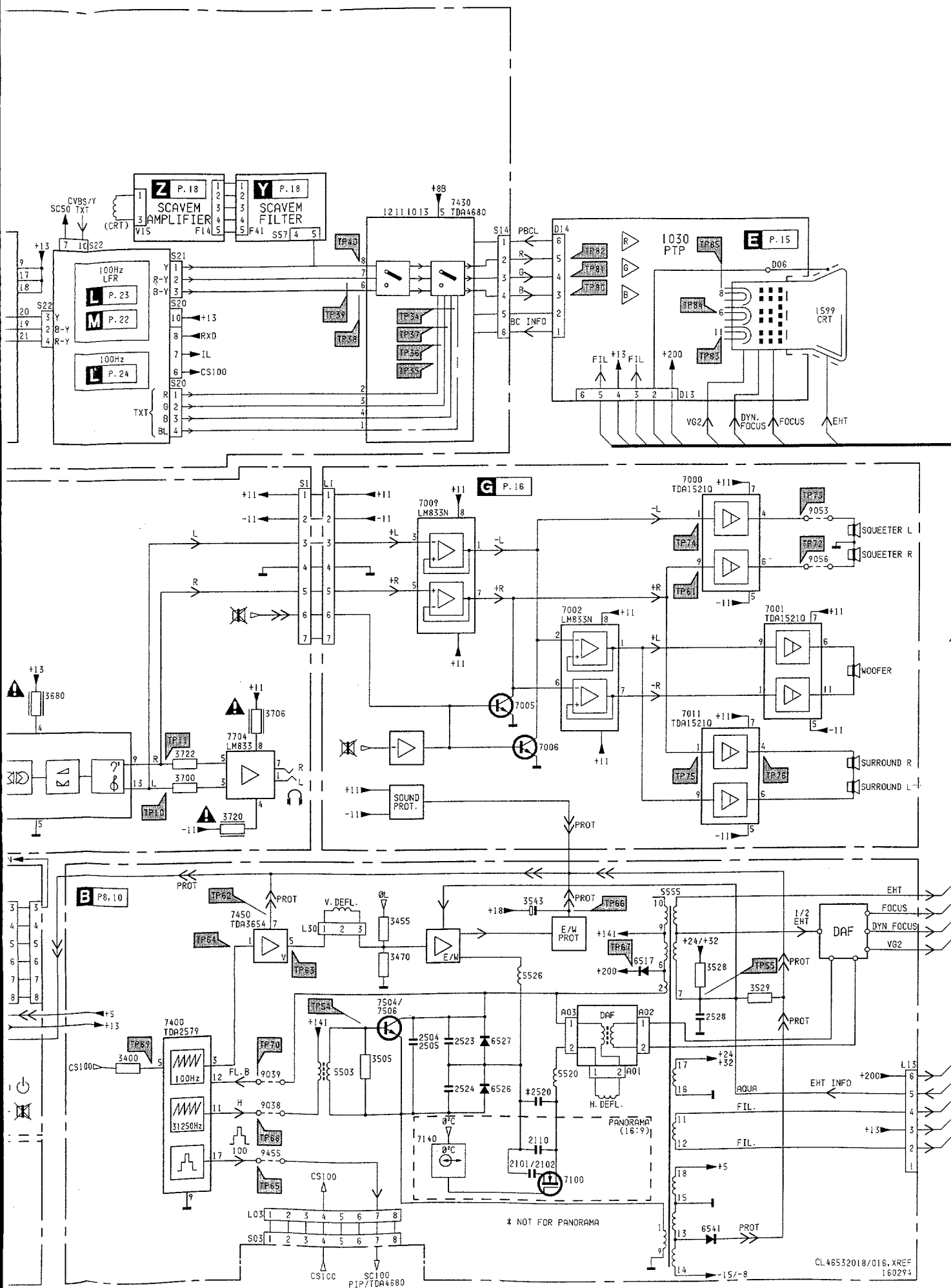
(≥ 29")

Four tubular rivets are required per picture tube.

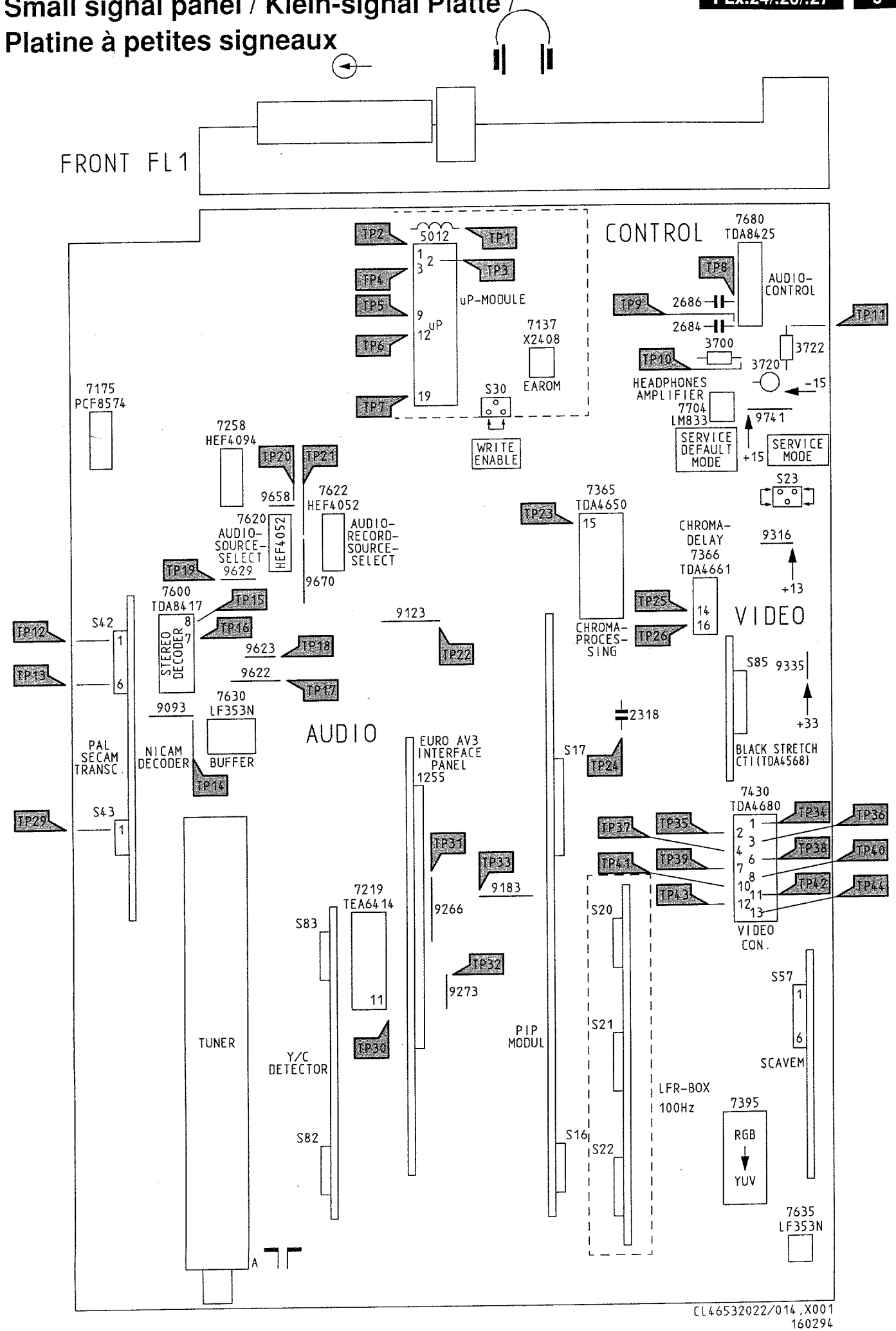
Blockdiagram / Blockschaltbild /

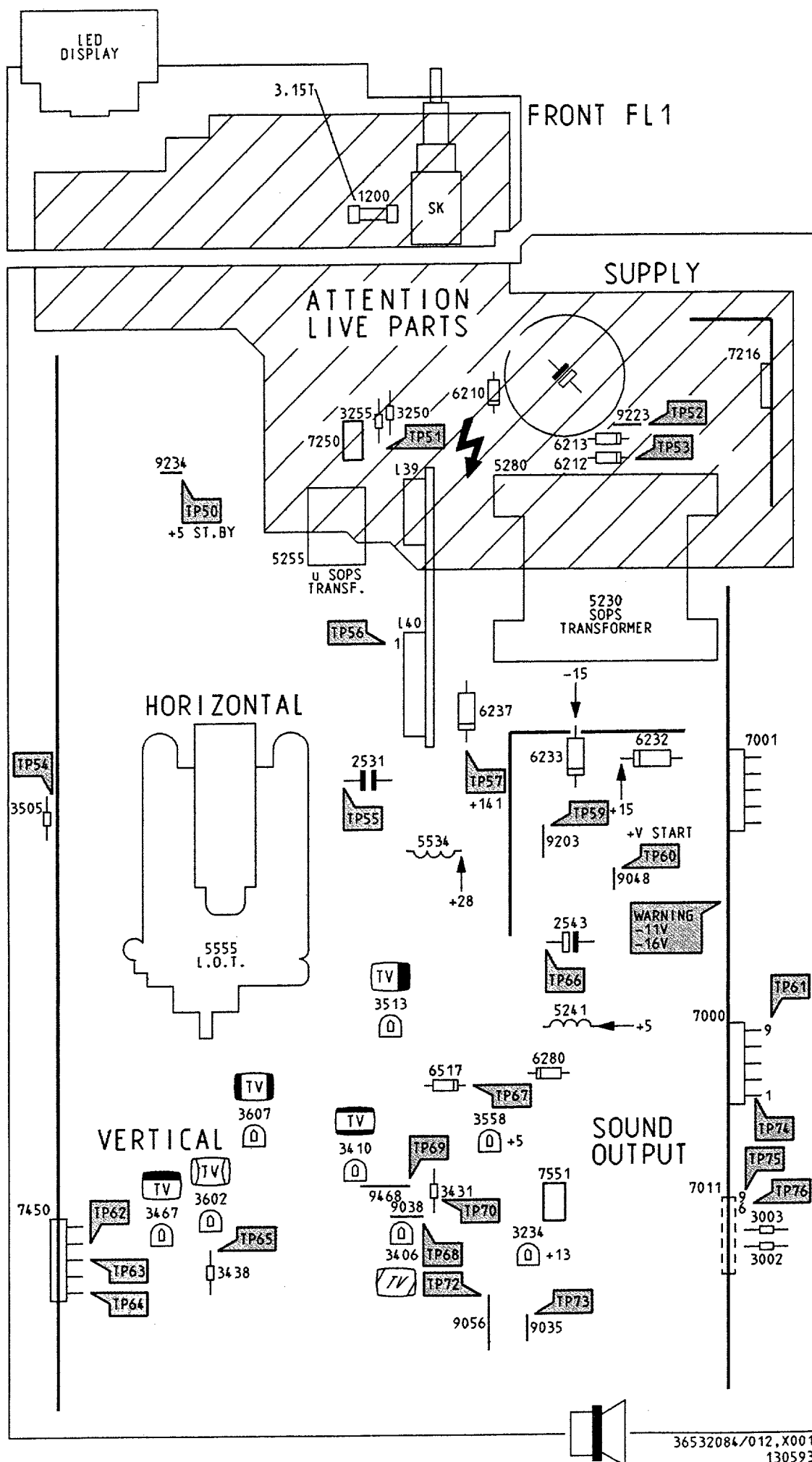




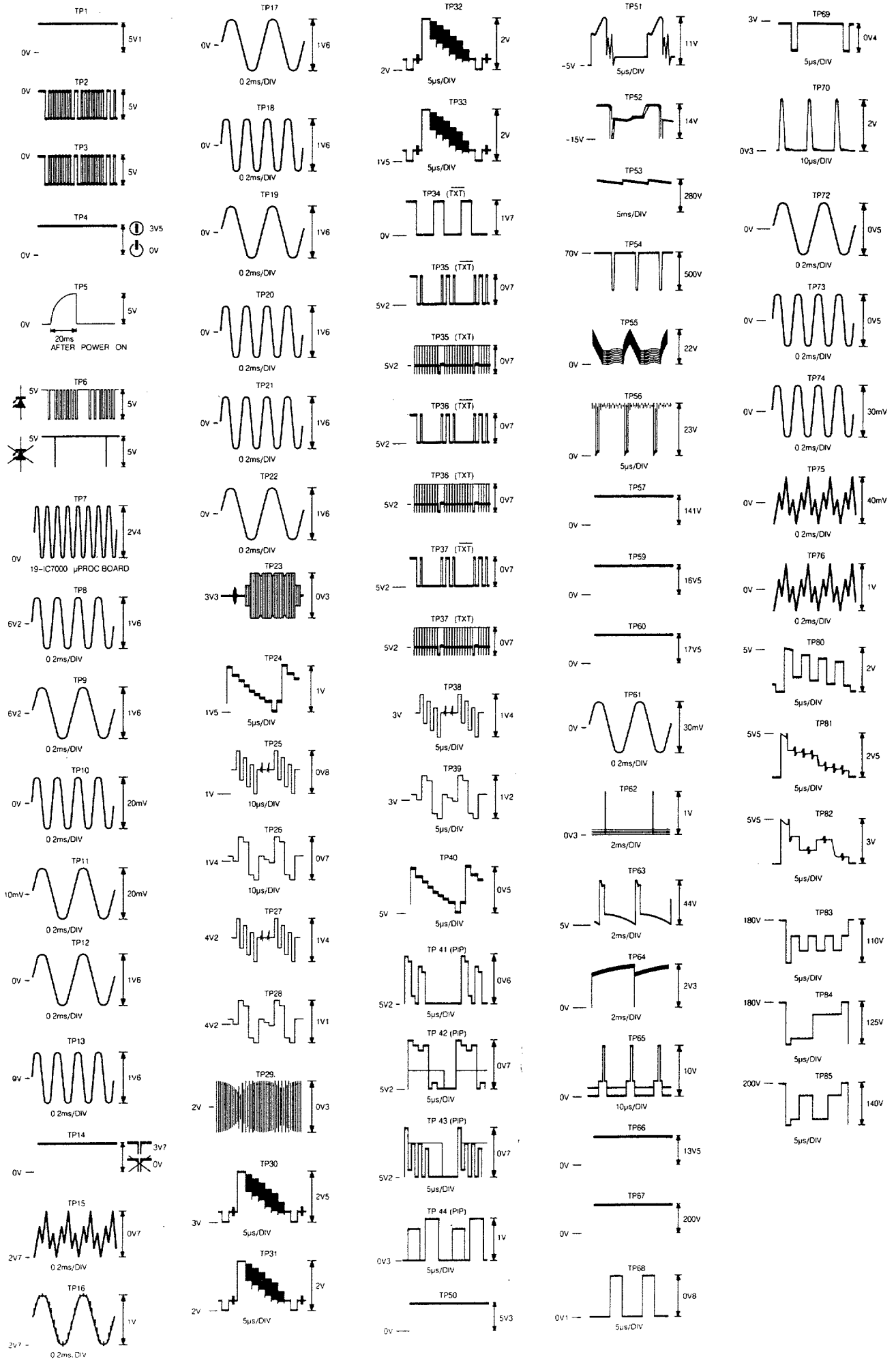


Small signal panel / Klein-signal Platte /
Platine à petites signaux



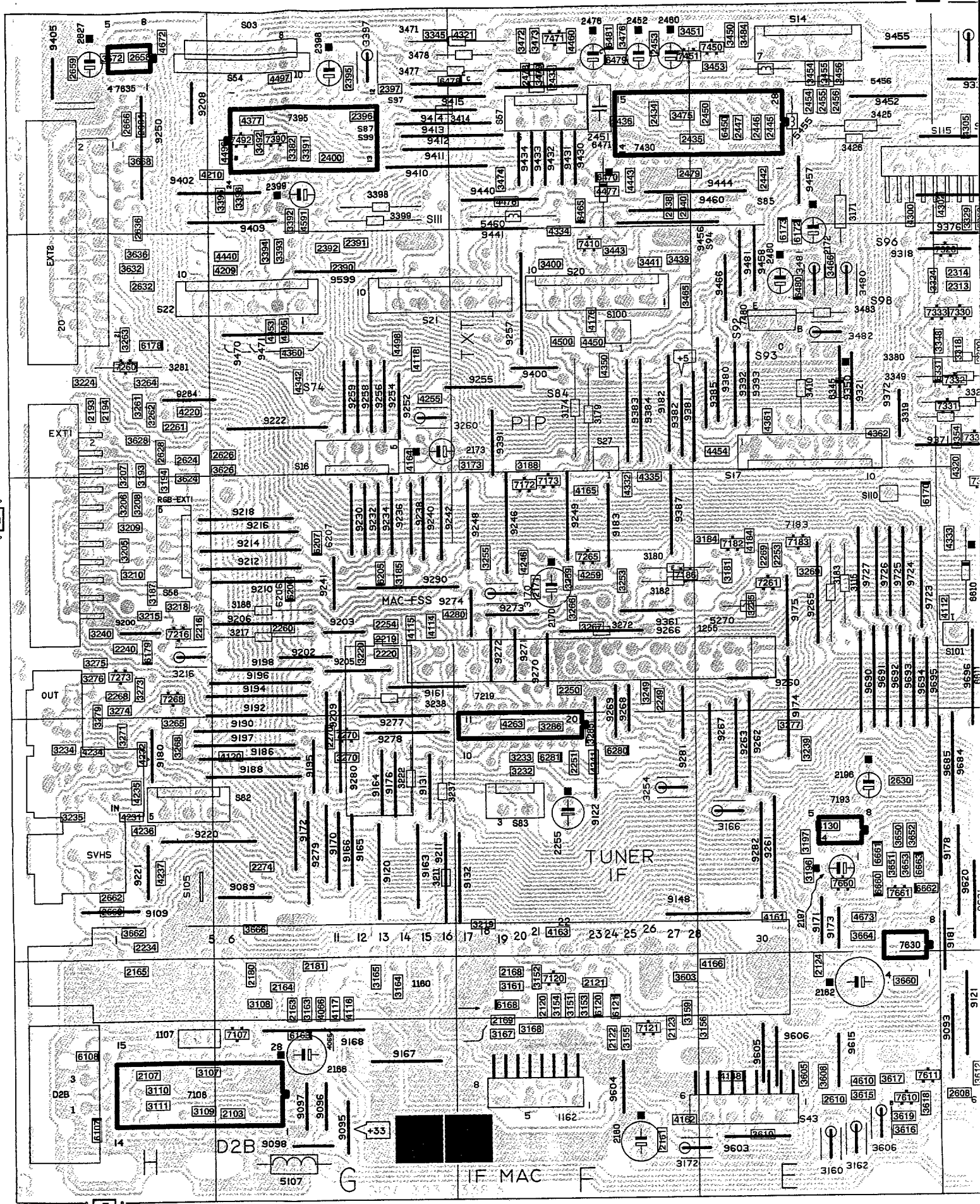



Oscillograms / Oscillogrammes

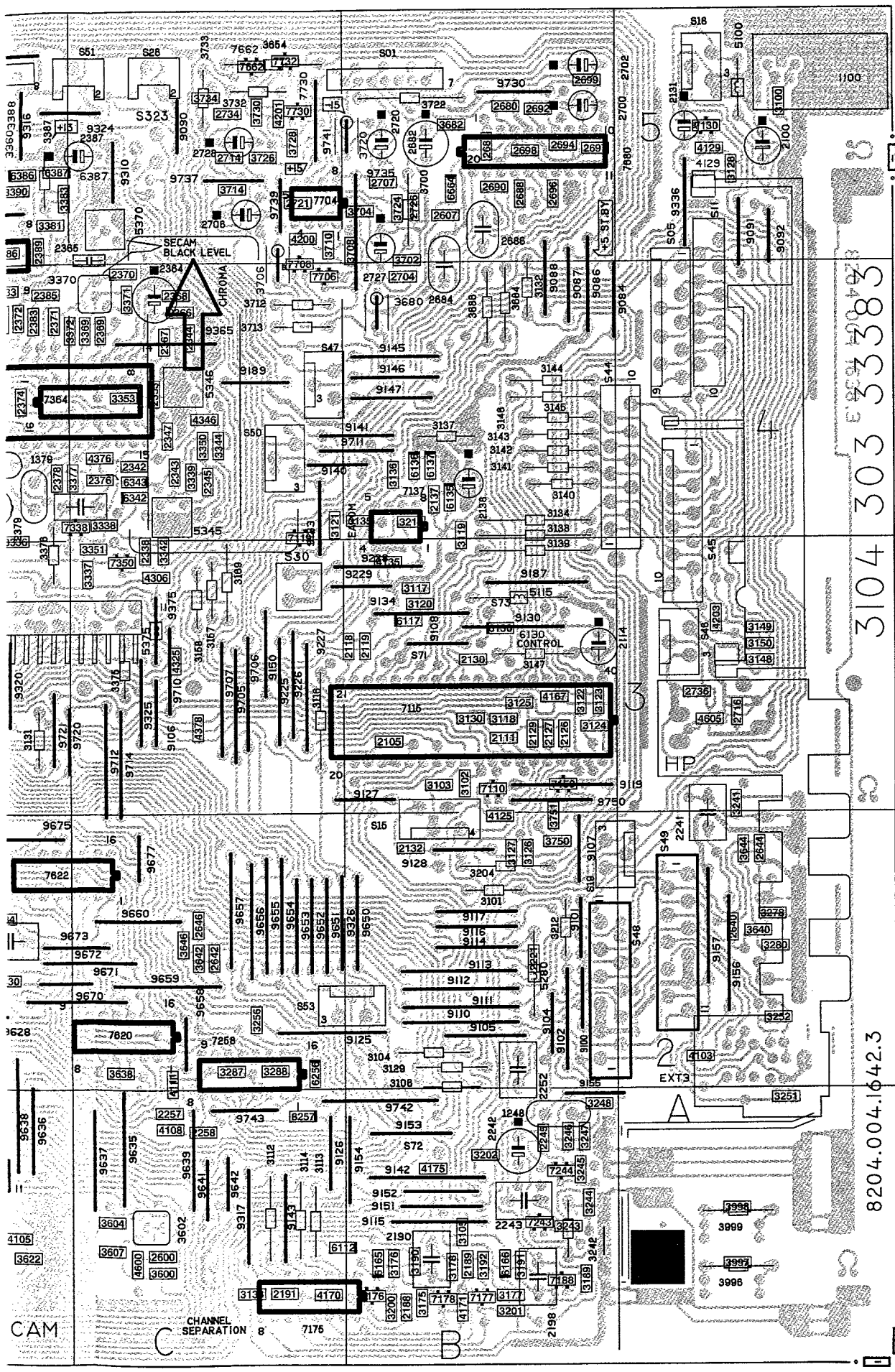




Small signal panel / Klein-signal Platte / Platine à petites signaux

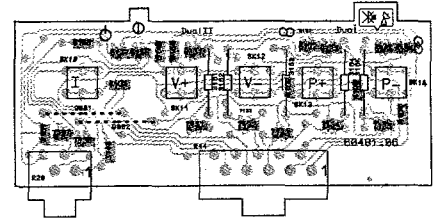






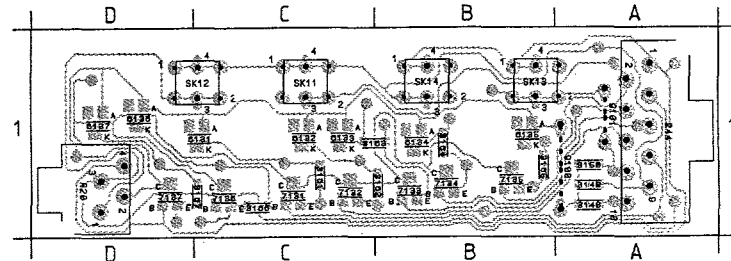
EXT1	H3	2332	D4	3100
EXT2	H4	2333	D4	3101
EXT3	A3	2338	C3	3102
D2B	H1	2342	C4	3103
SVHS	H2	2343	C4	3104
S01	C5	2344	C4	3105
S02	D5	2345	C4	3106
S03	H5	2347	C4	3107
S05	A5	2353	C4	3108
S11	A5	2360	D5	3109
S14	E5	2361	D5	3110
S15	B3	2364	C4	3111
S16	G4	2365	C5	3112
S17	E4	2366	C4	3113
S18	A5	2367	C4	3114
S19	B2	2368	C4	3115
S20	F4	2369	C4	3116
S21	F4	2370	C5	3117
S22	G4	2371	D4	3118
S26	C5	2372	D4	3119
S27	F4	2373	D4	3120
S42	D1	2374	D4	3121
S43	F1	2375	D4	3122
S44	B4	2376	C4	3123
S45	A4	2377	D4	3124
S46	A3	2378	D4	3125
S47	C4	2379	D4	3126
S48	B2	2380	D4	3127
S49	A2	2381	D4	3128
S50	C4	2382	D4	3129
S51	C5	2383	D4	3130
S53	B2	2384	D4	3131
S54	H5	2385	D4	3132
S56	H3	2387	D5	3133
S57	F5	2388	D5	3134
S82	H2	2389	D5	3135
S83	F2	2390	G4	3136
S100	F4	2391	G5	3137
S101	D3	2392	G4	3138
S105	H2	2395	G5	3139
S115	E5	2396	G5	3140
1100	A5	2397	G5	3141
1107	H1	2398	G5	3142
1160	E2	2399	G5	3143
1162	F1	2400	G5	3144
1248	B1	2433	F5	3145
1300	D3	2434	F5	3146
1379	D4	2435	F5	3147
1380	D4	2436	F5	3148
1602	D1	2438	F5	3149
2100	A5	2440	F5	3150
2103	H1	2442	E5	3151
2105	B3	2445	E5	3152
2107	H1	2446	E5	3153
2111	B3	2447	E5	3154
2114	B3	2450	F5	3155
2118	C3	2451	F5	3156
2119	B3	2452	F5	3157
2120	F1	2453	F5	3158
2121	F1	2454	E5	3159
2122	F1	2455	E5	3160
2123	F1	2456	E5	3161
2124	E1	2460	F5	3162
2126	B3	2476	F5	3163
2127	B3	2478	F5	3164
2129	B3	2479	F5	3165
2130	B3	2480	E4	3166
2131	A5	2600	C1	3167
2132	B2	2602	D1	3168
2137	B4	2604	D1	3169
2138	B4	2606	D1	3170
2160	F1	2607	B5	3171
2161	F1	2608	D1	3172
2162	E1	2610	E1	3173
2163	G1	2620	D1	3174
2164	G1	2621	D1	3175
2165	H1	2622	D1	3176
2166	G1	2623	D1	3177
2168	F1	2624	H4	3178
2169	F1	2626	H4	3179
2170	F3	2627	H5	3180
2171	F3	2628	H4	3181
2172	E5	2630	E2	3182
2173	G4	2632	H4	3183
2180	G1	2634	D2	3184
2181	G1	2636	H5	3185
2188	B1	2638	D2	3186
2189	B1	2640	A2	3187
2190	B1	2642	C2	3188
2191	C1	2644	A2	3189
2193	H4	2646	C2	3190
2194	H4	2658	H5	3191
2196	E2	2659	H5	3192
2197	E2	2660	H2	3193
2198	B1	2662	H2	3194
2216	H3	2664	H5	3195
2219	G3	2666	H5	3197
2220	G3	2680	B5	3200
2221	B2	2681	B5	3201
2234	H2	2682	B5	3202
2240	H3	2684	B5	3204
2241	A3	2686	B5	3205
2242	B1	2688	B5	3206
2243	B1	2690	B5	3207
2245	B1	2692	B5	3208
2249	F3	2694	B5	3209
2250	F3	2696	B5	3210
2251	F2	2697	B5	3211
2252	B2	2698	B5	3212
2253	E3	2699	B5	3213
2254	G3	2700	B5	3215
2255	F2	2702	B5	3216
2257	C1	2704	B4	3217
2258	C1	2706	C5	3218
2260	G3	2707	B5	3219
2261	H4	2714	C5	3220
2268	H3	2716	A3	3222
2269	E3	2720	B5	3224
2270	G2	2721	C5	3225
2274	G2	2726	B5	3232
2309	D4	2727	B5	3233
2312	D4	2728	C5	3234
2313	D4	2734	C5	3235
2314	D4	2736	A3	3237

FL2 LED/Control

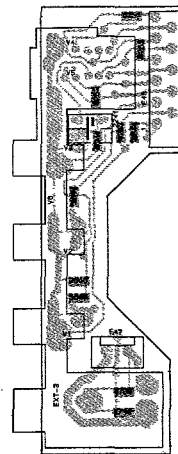


FL4 LED/Control

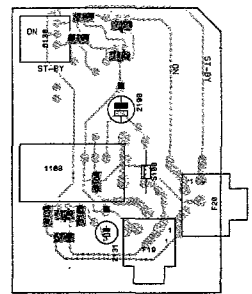
3148 A 1 3163 C 1 3191 C 1 3196 D 1 7134 B 1 3181 A 1 SK13 B -
 3148 A 1 3164 B 1 3132 C 1 3197 D 1 7135 B 1 R28 D 1 SK14 B -
 3158 A 1 3165 D 1 3130 C 1 7131 C 1 7138 C 1 844 A 1
 3161 C 1 3166 C 1 3134 B 1 7132 C 1 7137 D 1 SK11 C 1
 3162 B 1 3167 C 1 3136 B 1 7133 B 1 3189 A 1 SK12 D 1



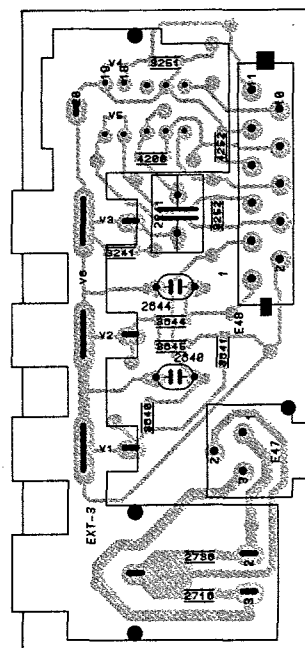
FL2 Front



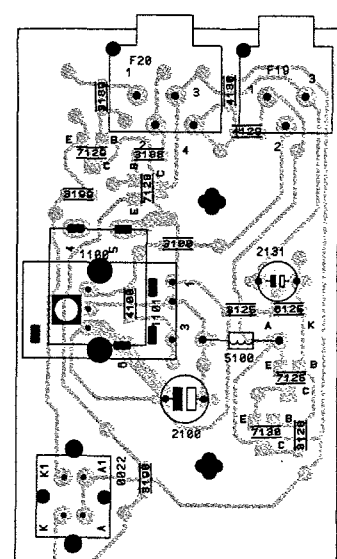
FL2 IR



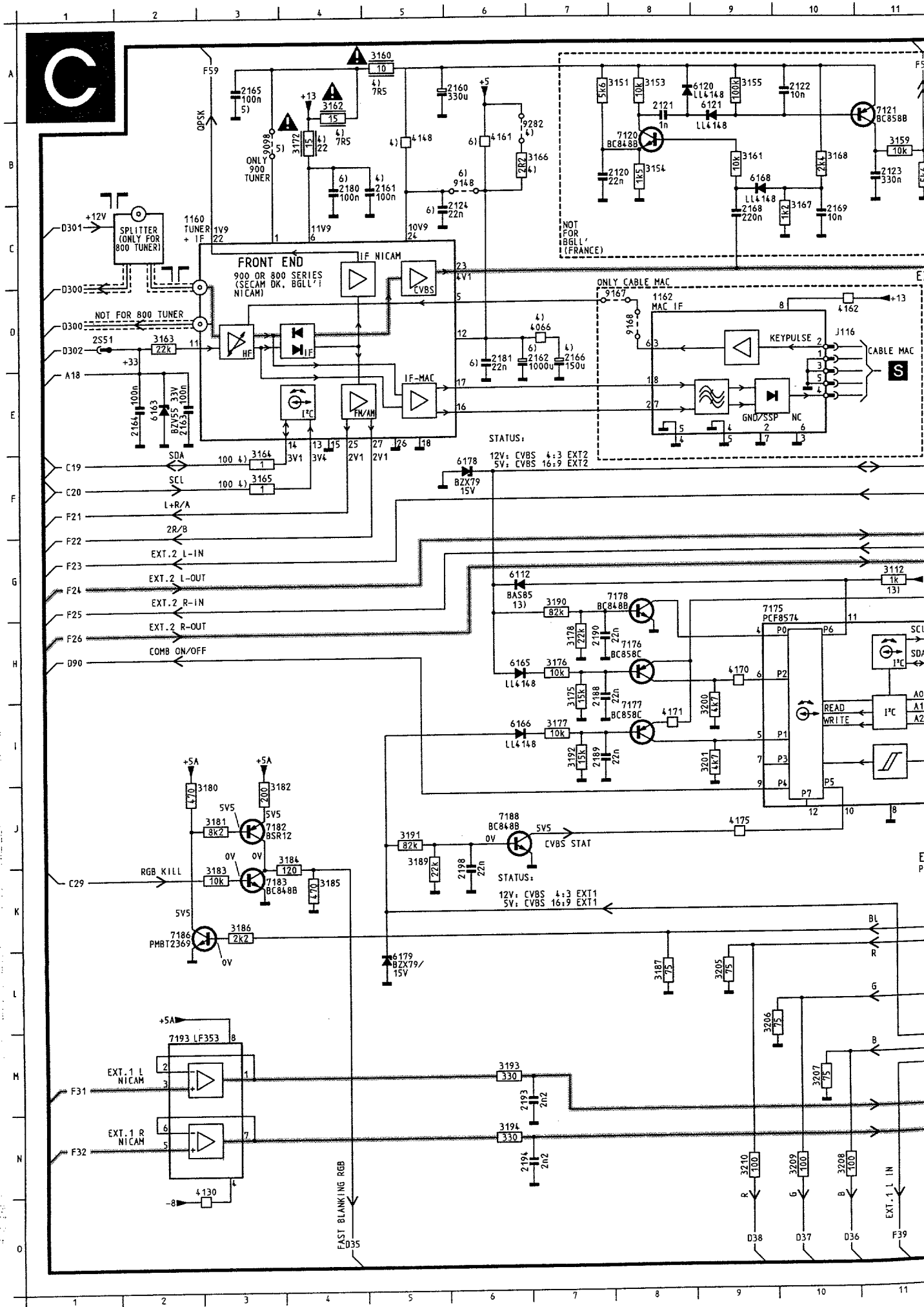
FL4 Front



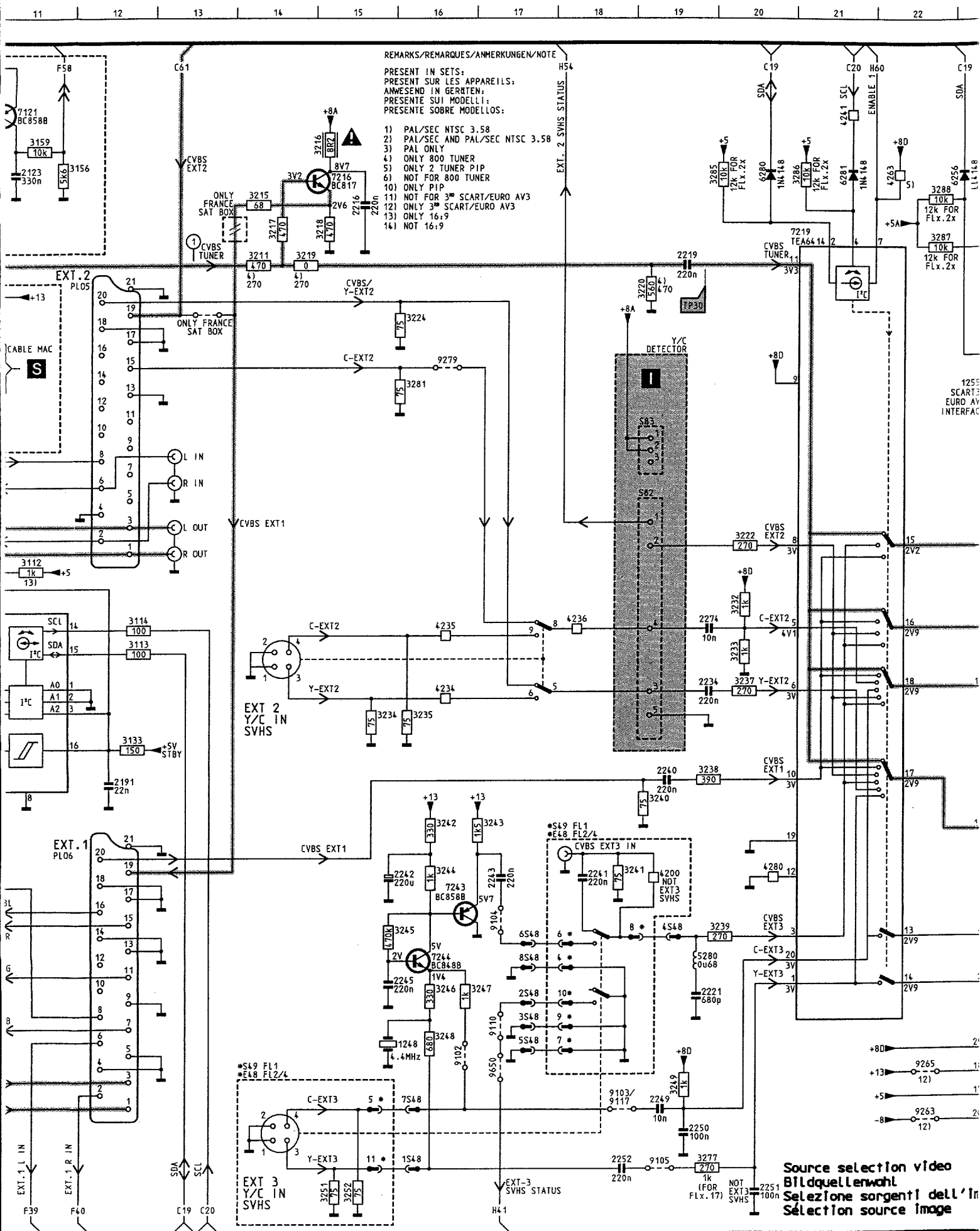
FL4 IR LED panel

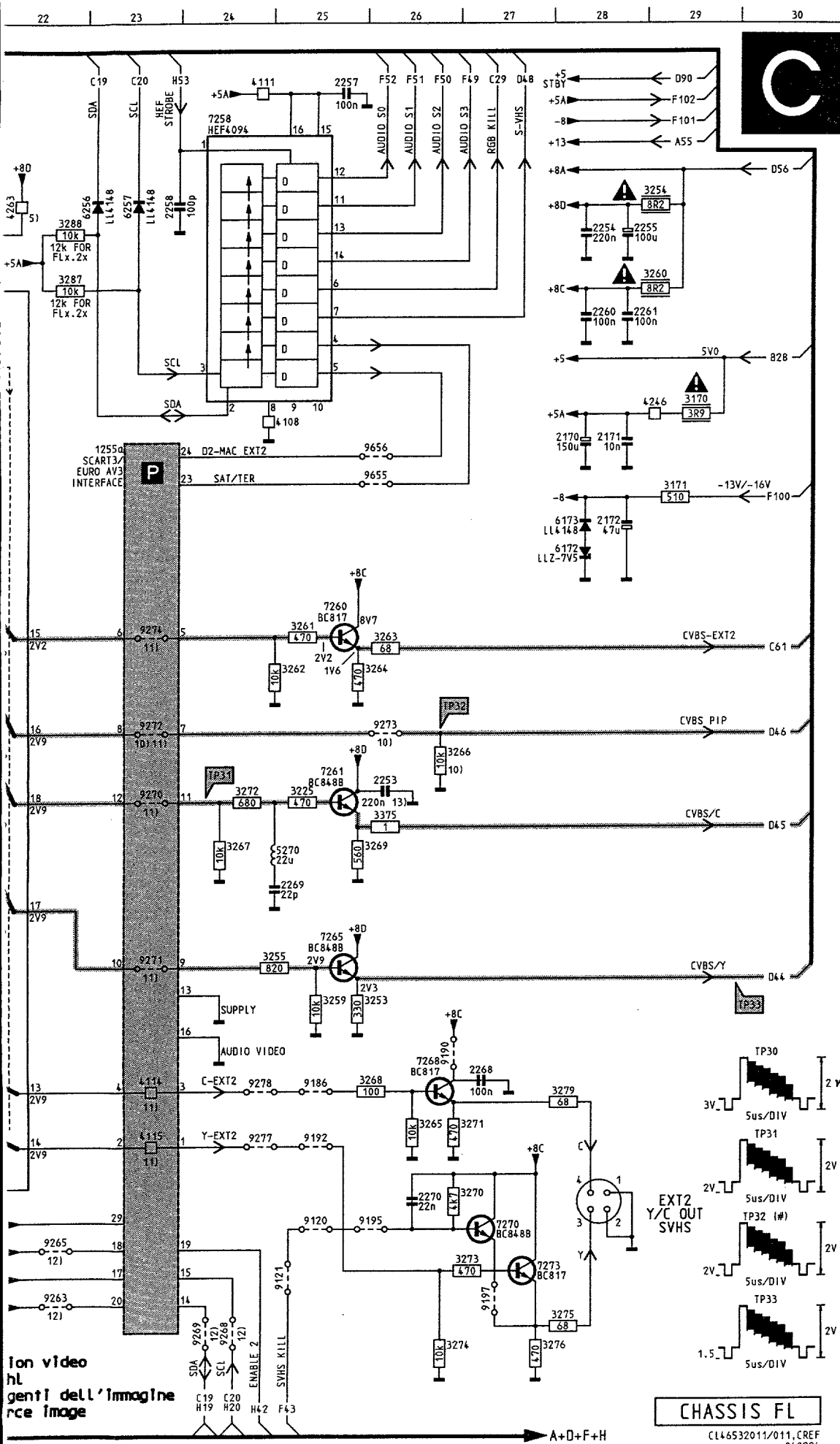


3100 A5	3238 G3	3480 E4	4259 F3	7172 F3	9159 D3	9383 F4
3101 B2	3239 E2	3481 E4	4263 G2	7173 F4	9160 D2	9384 F4
3102 B3	3240 H3	3482 E4	4280 G3	7175 B1	9161 G3	9385 F4
3103 B3	3241 A3	3483 E4	4300 E5	7176 B1	9163 G2	9387 F3
3104 B2	3242 B1	3484 E5	4302 E5	7177 B1	9164 G2	9391 F4
3105 B1	3243 B1	3492 G5	4304 D1	7178 B1	9165 G2	9392 E4
3106 B2	3244 B1	3600 C1	4305 D5	7182 E3	9166 G2	9393 E4
3107 H1	3245 B1	3602 C1	4306 C3	7183 E3	9167 G1	9400 F4
3108 G1	3246 B1	3603 F1	4319 D4	7186 F3	9168 G1	9402 H5
3109 H1	3247 B1	3604 C1	4320 D4	7188 B1	9169 D3	9403 F5
3110 H1	3248 B1	3605 E1	4321 G5	7193 E2	9170 G2	9404 F5
3111 H1	3249 F3	3606 E1	4325 C3	7216 H3	9171 E2	9405 H5
3112 C1	3251 A1	3607 C1	4330 D3	7219 F2	9172 G2	9409 H5
3113 C1	3252 A2	3608 E1	4331 D4	7243 B1	9173 E2	9410 G5
3114 C1	3253 F3	3610 E1	4332 F3	7244 B1	9174 E3	9411 G5
3115 E3	3254 F2	3612 D1	4333 E3	7258 C1	9175 E3	9412 G5
3116 C3	3255 F3	3615 E1	4334 F5	7260 H4	9176 G2	9413 G5
3117 B3	3256 C2	3616 E1	4335 F4	7261 E3	9177 D3	9414 G5
3118 B3	3257 C1	3617 E1	4342 G4	7265 F3	9178 E2	9415 G5
3119 B4	3259 F3	3618 E1	4346 C4	7268 H3	9179 D3	9416 G5
3120 B3	3260 G4	3619 E1	4350 F4	7270 G2	9180 H2	9430 F5
3121 C4	3261 H4	3620 D1	4360 G4	7273 H3	9181 E2	9431 F5
3122 B3	3262 H4	3622 D1	4361 E4	7326 E4	9182 F4	9432 F5
3123 B3	3263 H4	3624 H4	4362 E4	7330 D4	9183 F3	9433 F5
3124 B3	3264 H4	3626 H4	4376 C4	7331 E4	9186 G2	9434 F5
3125 B3	3265 H3	3628 H4	4377 G5	7332 D4	9187 B3	9440 F5
3126 B2	3266 F3	3630 D2	4378 C3	7333 E4	9188 G2	9441 F5
3127 B2	3267 F3	3632 H4	4380 D4	7335 D3	9189 C4	9444 F5
3128 A5	3268 H2	3634 D2	4386 D5	7336 D4	9190 G2	9448 D3
3129 B2	3269 E3	3636 H4	4440 H4	7338 D4	9192 G3	9449 D2
3130 B3	3270 G2	3638 C2	4443 F5	7340 D3	9194 G3	9450 D2
3131 D3	3271 H2	3640 A2	4450 F4	7350 C3	9195 G2	9451 D1
3132 B4	3272 F3	3642 C2	4453 G4	7360 D5	9196 G3	9452 E5
3133 C1	3273 H3	3644 A2	4454 E4	7364 D4	9197 G2	9455 E5
3134 B4	3274 H3	3646 C2	4460 F5	7365 D4	9198 G3	9456 F5
3135 B4	3275 H3	3650 E2	4476 F5	7366 D5	9200 H3	9457 E5
3136 B4	3276 H3	3651 E2	4477 F5	7390 G5	9202 G3	9458 F5
3137 B4	3277 E2	3652 E2	4496 H5	7395 G5	9203 G3	9460 F5
3138 B4	3278 A2	3653 E2	4497 G5	7410 F4	9205 G3	9466 F4
3139 B4	3279 H3	3654 C5	4498 G4	7430 E5	9206 G3	9470 G4
3140 B4	3280 A2	3660 E1	4500 F4	7450 E5	9208 H5	9471 E4
3141 B4	3281 H4	3662 H2	4591 G5	7451 F5	9209 G2	9481 E4
3142 B4	3285 F2	3664 E2	4600 C1	7471 F5	9210 G3	9599 G4
3143 B4	3286 F2	3665 D5	4605 A5	7480 E4	9211 G2	9602 D1
3144 B4	3287 C2	3666 G2	4610 E1	7492 G5	9212 G3	9603 E1
3145 B4	3288 C2	3668 H5	4672 E5	7600 D1	9214 G3	9604 F1
3146 B4	3302 D4	3672 H5	4673 E2	7810 E1	9216 G3	9605 E1
3147 B3	3307 D3	3680 B4	5100 A5	7811 E1	9218 G3	9606 E1
3148 A3	3308 D4	3682 B5	5107 G1	7820 C2	9220 H2	9615 E1
3149 A3	3309 D3	3684 B4	5115 B3	7822 C2	9221 H2	9620 D2
3150 A3	3318 D4	3686 B4	5270 E3	7830 E1	9222 G4	9621 D2
3151 F1	3319 E4	3700 B5	5280 B2	7835 H5	9225 C3	9622 D2
3152 F1	3320 D4	3702 B5	5303 F5	7860 E2	9226 C3	9623 D2
3153 F1	3321 D4	3704 B5	5304 F5	7861 E2	9227 C3	9624 D2
3154 F1	3324 E4	3706 C5	5330 D4	7862 C5	9228 B3	9628 D2
3155 F1	3325 D5	3708 C5	5331 D4	7868 B5	9229 B3	9635 C1
3156 F1	3326 D5	3710 C5	5332 D4	7704 C5	9230 G3	9636 D1
3157 C3	3329 D5	3712 C4	5345 C4	7706 C5	9232 G3	9637 C1
3158 C3	3336 D4	3713 C4	5346 C4	7708 C5	9234 G3	9638 D1
3159 F1	3337 C3	3714 C5	5370 C5	7730 C5	9236 G3	9639 C1
3160 E1	3338 C4	3720 C5	5375 C3	7732 C5	9238 G3	9641 C1
3161 F1	3339 C4	3722 B5	5454 E5	9084 B4	9240 G3	9642 C1
3162 E1	3342 C3	3724 B5	5455 E5	9086 B4	9241 G3	9650 B2
3163 G1	3344 C4	3726 C5	5456 E5	9087 B4	9242 G3	9651 C2
3164 G1	3345 G5	3728 C5	5460 F5	9088 B5	9246 F3	9652 C2
3165 G1	3346 D3	3730 C5	6107 H1	9089 G2	9248 G3	9653 C2
3166 E2	3348 E4	3732 C5	6108 H1	9090 C5	9249 F3	9654 C2
3167 F1	3349 D4	3733 C5	6112 C1	9091 A5	9250 H5	9655 C2
3168 F1	3350 C4	3734 C5	6117 B3	9092 A5	9252 G4	9656 C2
3169 C3	3351 C4	3750 B2	6120 F1	9093 E1	9254 G4	9657 C2
3170 F3	3353 C4	3751 B3	6121 F1	9095 G1	9255 F4	9658 C2
3171 E5	3354 D4	3996 A1	6130 B3	9096 G1	9256 G4	9659 C2
3172 F1	3360 D5	3997 A1	6135 B4	9097 G1	9257 F4	9660 C2
3173 G4	3361 D5	3998 A1	6136 B4	9098 G1	9258 G4	9670 D2
3174 F4	3365 D3	3999 A1	6137 B4	9100 B2	9259 G4	9671 D2
3175 B1	3369 C4	4066 G1	6163 G1	9101 B2	9260 G3	9672 C2
3176 B1	3370 D4	4103 A2	6165 B1	9102 B2	9261 E2	9673 D2
3177 B1	3371 C4	4105 D1	6166 B1	9104 B2	9262 E2	9674 D2
3178 B1	3372 D4	4106 D1	6168 F1	9105 B2	9263 E2	9675 D2
3179 F4	3375 C3	4107 D2	6170 E3	9106 C3	9264 H4	9676 D2
3180 F3	3376 D3	4108 C1	6172 E5	9107 B2	9265 E3	9677 C2
3181 E3	3377 D4	4109 D2	6173 E5	9108 B2	9266 F3	9680 D2
3182 F3	3380 D4	4110 D2	6178 H4	9109 H2	9267 F2	9681 D2
3183 E3	3381 D5	4111 C2	6179 H3	9110 B2	9268 F3	9682 D2
3184 F3	3382 G5	4112 E3	6205 G3	9111 B2	9269 F3	9683 D2
3185 G3	3383 D5	4114 G3	6206 G3	9112 B2	9270 F3	9684 E2
3186 G3	3387 D5	4115 G3	6207 G3	9113 B2	9271 F3	9685 E2
3187 H3	3388 D5	4116 G1	6256 C2	9114 B2	9272 F3	9690 E3
3188 F4	3389 D5	4117 G1	6257 C1	9115 B1	9273 F3	9691 E3
3189 B1	3390 D5	4118 G4	6280 F2	9116 B2	9274 G3	9692 D3
3190 B1	3391 G5	4120 H2	6281 F2	9117 B2	9277 G3	9693 E3
3191 B1	3392 G5	4125 B3	6331 E4	9119 B3	9278 G2	9694 E3
3192 B1	3393 G4	4129 A5	6342 C4	9120 G2	9279 G2	9695 E3
3193 H4	3394 G4	4130 E2	6343 C4	9121 D1	9280 G2	9696 D3
3194 H4	3395 H5	4135 B3	6345 E4	9122 F2	9281 F3	9697 D3
3196 E2	3396 G5	4148 E1	6370 D5	9123 D3	9282 E2	9698 D3
3197 E2	3397 G5	4181 E2	6386 D5	9125 C2	9290 G3	9705 C3
3200 B1	3398 G5	4162 F1	6387 D5	9126 C1	9301 D5	9706 C3
3201 B1	3399 G5	4163 F2	6450 E5	9127 B3	9302 D5	9707 C3
3202 B1	3400 F4	4164 G4	6465 F5	9128 B5	9310 C5	9710 C3
3204 B2	3410 E4	4165 F3	6470 F5	9130 B3	9316 D5	9711 C4
3205 H3	3414 G5	4166 F1	6471 F5	9131 G2	9317 C1	9712 C3
3206 H3	3425 E5	4167 B3	6478 G5	9132 G2	9318 E4	9714 C3
3207 H4	3426 E5	4170 C1	6479 F5	9133 C4	9320 D3	9716 D3
3208 H3	3439 F4	4171 B1	6480 E4	9134 B3	9321 E4	9717 D3
3209 H3	3441 F4	4175 B1	6481 F5	9137 D3	9324 D5	9720 D3
3210 H3	3443 F4	4176 F4	6610 D3	9138 D3	9325 C3	9721 D3
3211 G2	3450 E5	4184 E3	6611 D3	9140 B4	9326 C2	9723 E3
3212 B2	3451 F5	4200 C5	6660 E2	9141 B4	9330 D5	9724 E3
3213 B4	3453 E5	4201 C5	6661 E2	9142 B1	9331 D5	9725 E3
3215 H3	3454 E5	4203 A3	6662 E2	9143 C1	9335 D5	9726 E3
3216 H3	3455 E5	4205 G4	6663 E2	9145 B4	9336 A5	9727 E3
3217 G3	3456 E5	4209 H4	6664 B5	9146 B4	9350 E4	9730 B5
3218 H3	3465 F4	4210 H5	6665 D1	9147 B4	9361 F3	9732 D3
3219 F2	3466 E4	4220 H4	7107 H1	9148 F2	9365 C4	9735 B5
3220 G3	3471 G5	4231 H2	7108 G1	9150 C3	9366 D5	9737 C5
3222 G2	3472 F5	4232 H2	7110 B3	9151 B1	9371 D4	9739 C5
3224 H4	3473 F5	4234 H2	7115 B3	9152 B1	9372 E4	9741 C5
3225 E3	3474 F5	4235 H2	7119 C4	9153 B1	9375 C3	9742 B1
3229 F2	3475 F5	4236 H2	7120 F1	9154 C1	9376 D5	9743 C1
3232 G2	3476 F5	4237 H2	7121 F1	9155 B1	9379 D4	9750 B3
3234 H2	3477 G5	4241 F2	7130 A5	9156 A2	9380 E4	
3235 H2	3478 G5	4246 F3	7137 B4	9157 A2	9381 F4	
3237 G2	3479 F5	4255 G4	7150 B3	9158 D3	9382 F4	

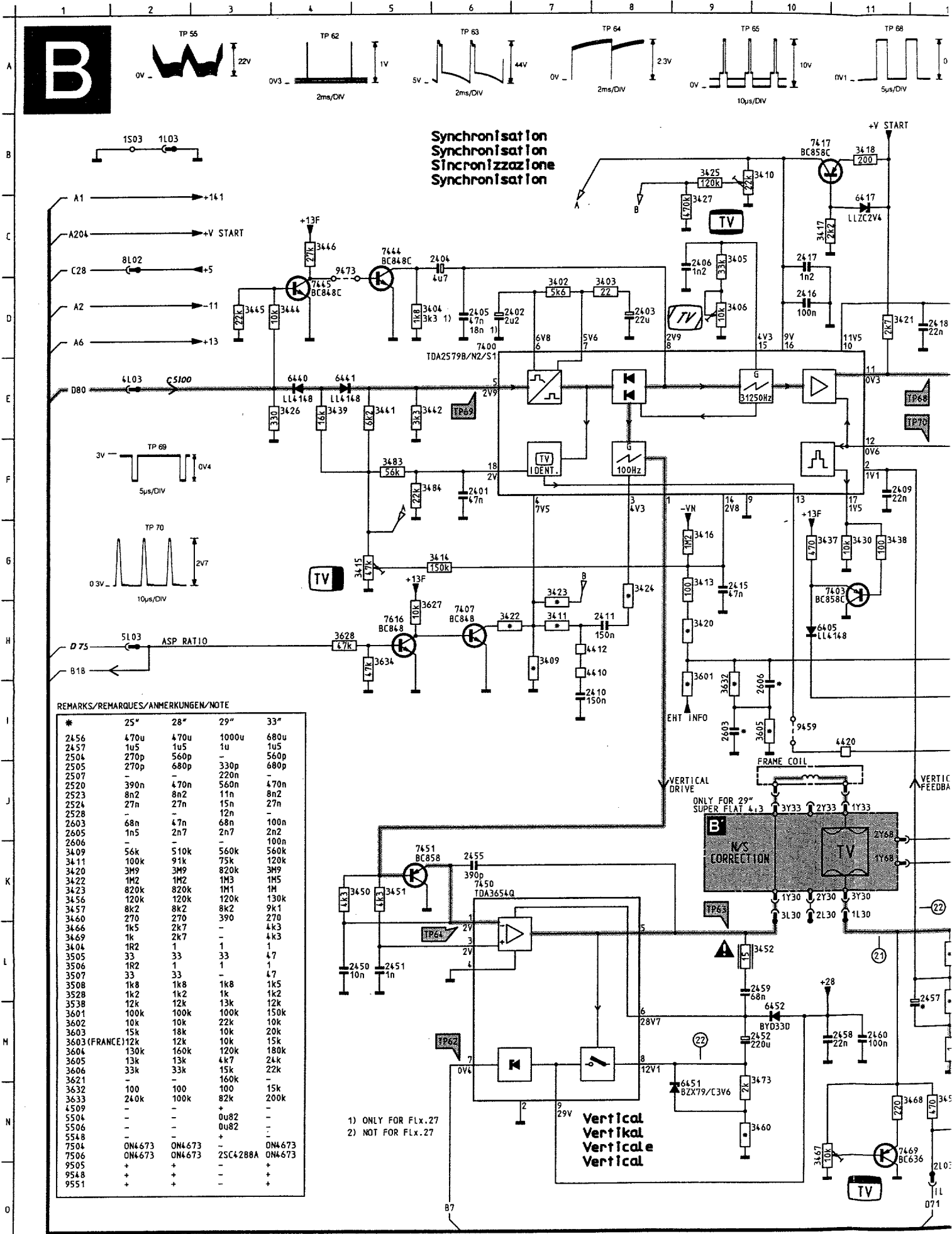


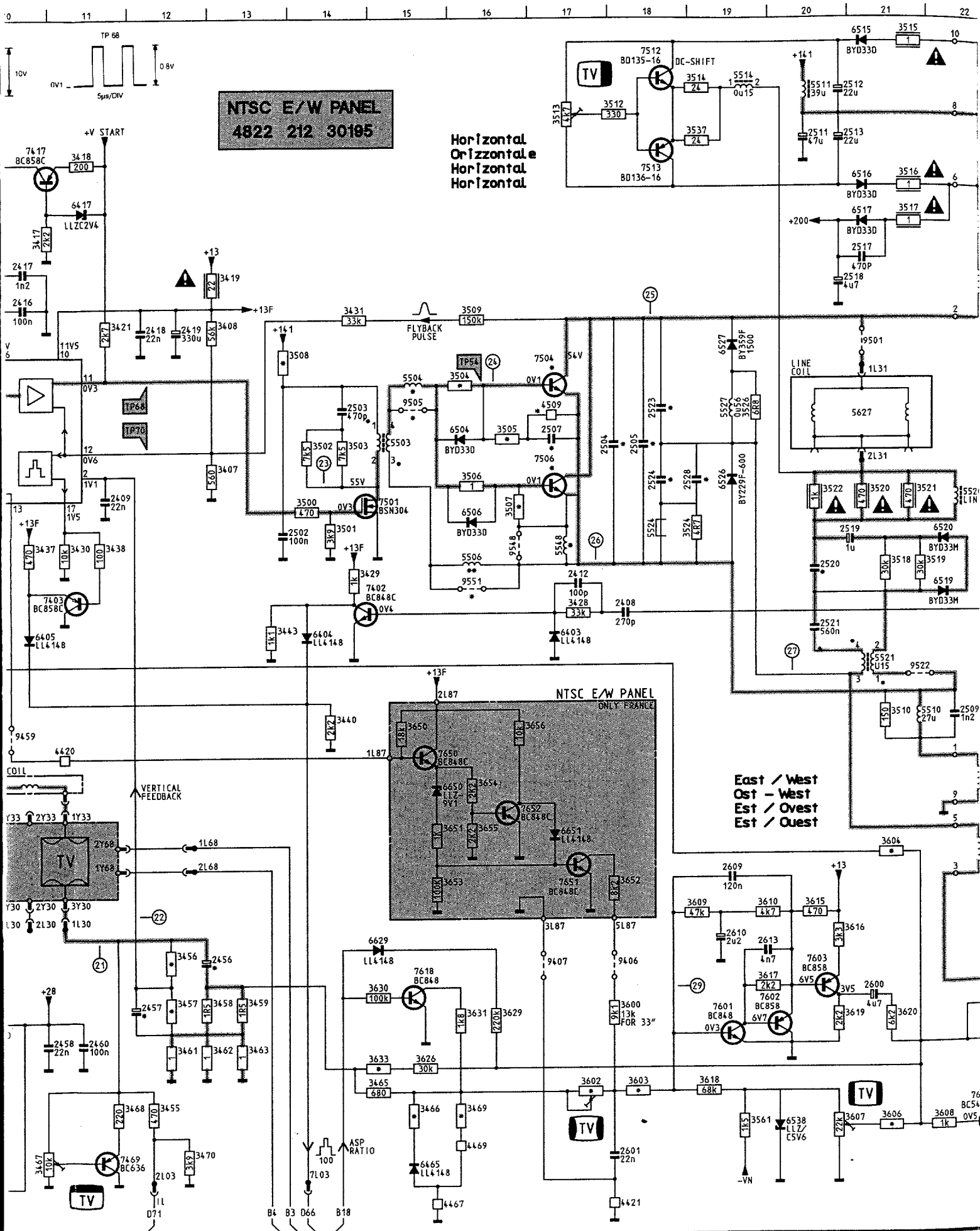
7 Sélection de source

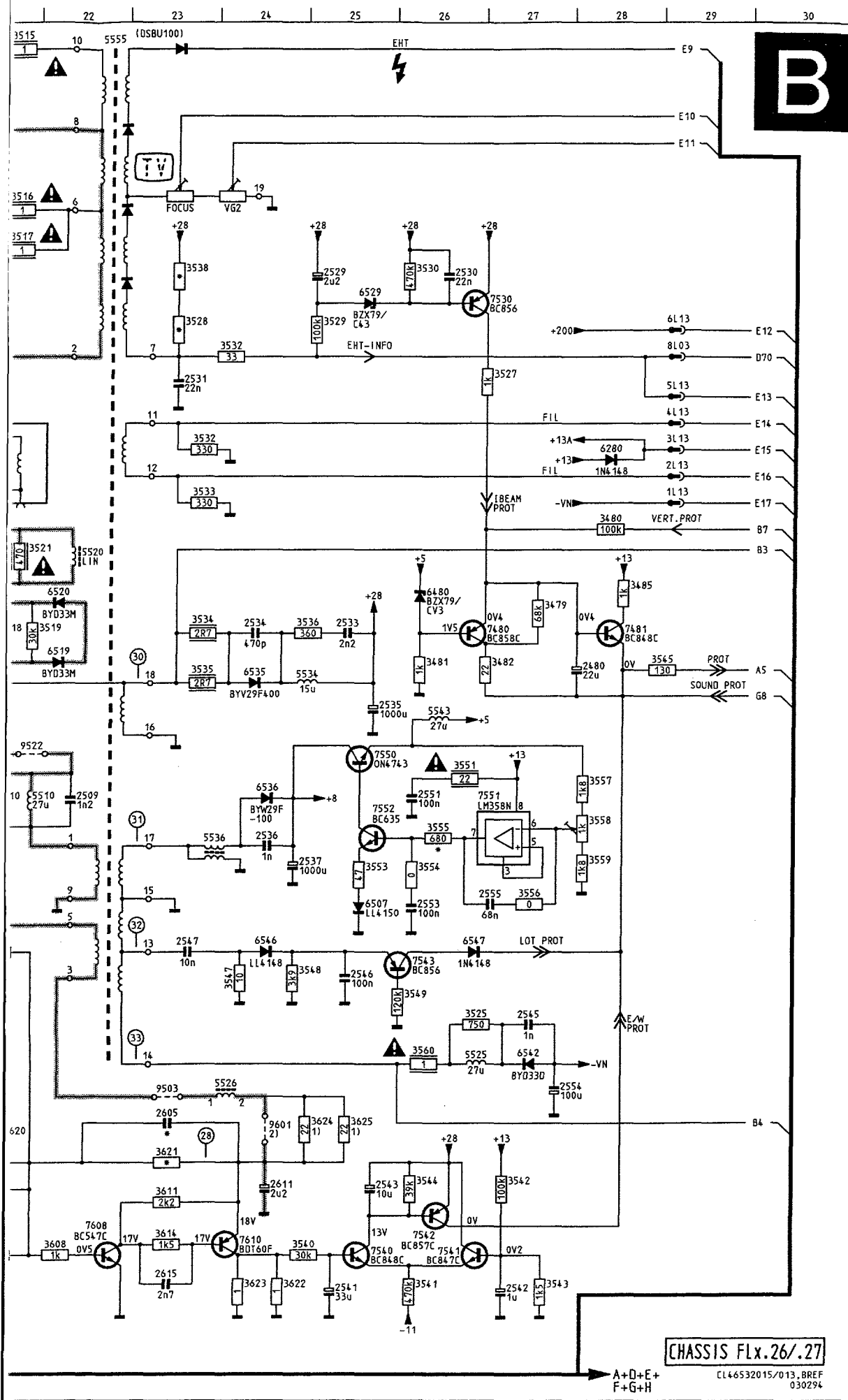




1160	C	2	3237	I20	9192	L25
1162	D	8	3238	J19	9195	M26
1248	M16	3239	L20	9197	N27	
1255	E23	3240	J19	9263	M22	
1220	B	7	3241	K18	9265	N22
2121	A	8	3242	J16	9268	N24
2122	A10	3243	J17	9269	N24	
2123	B11	3244	K16	9270	J23	
2124	C	6	3245	L16	9271	I23
2160	A	6	3246	L16	9272	H23
2161	B	5	3247	L16	9273	H26
2162	O	7	3248	M16	9274	G23
2163	E	2	3249	N19	9277	L24
2164	E	2	3251	O15	9278	L24
2165	A	3	3252	O15	9279	E16
2166	D	7	3253	B25	9282	B
2168	C	9	3254	B29	9650	M17
2169	C10	3255	J25	9655	E26	
2170	E28	3259	K25	9656	E26	
2171	E28	3260	C29			
2172	F28	3261	G25			
2180	B	4	3262	G25		
2181	O	6	3263	G26		
2188	I	7	3264	G25		
2189	I	7	3265	L26		
2190	H	7	3266	H26		
2191	J12	3267	I24			
2193	M	6	3268	L26		
2194	N	6	3269	I25		
2198	K	6	3270	M27		
2216	C15	3271	L27			
2219	C19	3272	I24			
2221	L19	3273	N27			
2234	I19	3274	N26			
2240	J19	3275	N28			
2241	K18	3276	N27			
2242	K15	3277	O19			
2243	K17	3279	L28			
2245	L15	3281	E16			
2249	N19	3285	B19			
2250	N19	3286	B21			
2251	O20	3287	C22			
2252	O18	3288	B22			
2253	H26	3375	I26			
2254	C28	4066	D	7		
2255	C28	4108	E25			
2257	A25	4111	A24			
2258	B23	4114	L23			
2260	C28	4115	L23			
2261	C28	4130	N	3		
2268	L27	4148	B	5		
2269	J25	4161	B	6		
2270	M26	4162	D10			
2274	H19	4170	H	9		
3112	G11	4171	I	8		
3113	H12	4175	J	9		
3114	H12	4200	K19			
3133	I12	4234	I16			
3151	A	7	4235	H16		
3153	A	8	4236	H18		
3154	B	8	4241	B21		
3155	A	9	4246	D29		
3156	B11	4263	B22			
3159	B11	4280	K20			
3160	A	5	5270	I25		
3161	B	9	5280	L19		
3162	A	4	6112	G	6	
3163	D	2	6120	A	9	
3164	F	3	6121	A	9	
3165	F	3	6163	E	2	
3166	B	7	6165	H	6	
3167	C10	6166	I	6		
3168	B10	6168	B	9		
3170	D29	6172	F28			
3171	E29	6173	F28			
3172	B	4	6178	F	6	
3175	I	7	6179	L	5	
3176	H	7	6256	B23		
3177	I	7	6257	B23		
3178	H	7	6280	B20		
3180	I	2	6281	B21		
3181	J	3	7120	B	8	
3182	I	3	7121	B11		
3183	K	3	7175	H	9	
3184	J	4	7176	H	8	
3185	K	4	7177	I	8	
3186	K	3	7178	G	8	
3187	L	8	7182	J	3	
3189	J	5	7183	K	3	
3190	G	7	7186	K	2	
3191	J	5	7188	J	6	
3192	I	7	7193	M	5	
3193	M	6	7216	B12		
3194	N	6	7219	C20		
3200	I	9	7243	K16		
3201	I	9	7244	L16		
3205	L	9	7258	A24		
3206	L	9	7260	G25		
3207	M10	7261	H25			
3208	N10	7265	J25			
3209	N10	7268	K26			
3210	N	9	7270	M27		
3211	C14	7273	N27			
3215	C14	9098	B	3		
3216	B15	9102	M16			
3217	C14	9103	N18			
3218	C15	9104	K17			
3219	C14	9105	O19			
3220	D19	9110	M17			
3222	G20	9120	M25			
3224	D16	9121	N25			
3225	I25	9148	B	6		
3232	H20	9167	D	8		
3233	H20	9168	D	8		
3234	I15	9186	L25			
3235	I16	9190	K26			

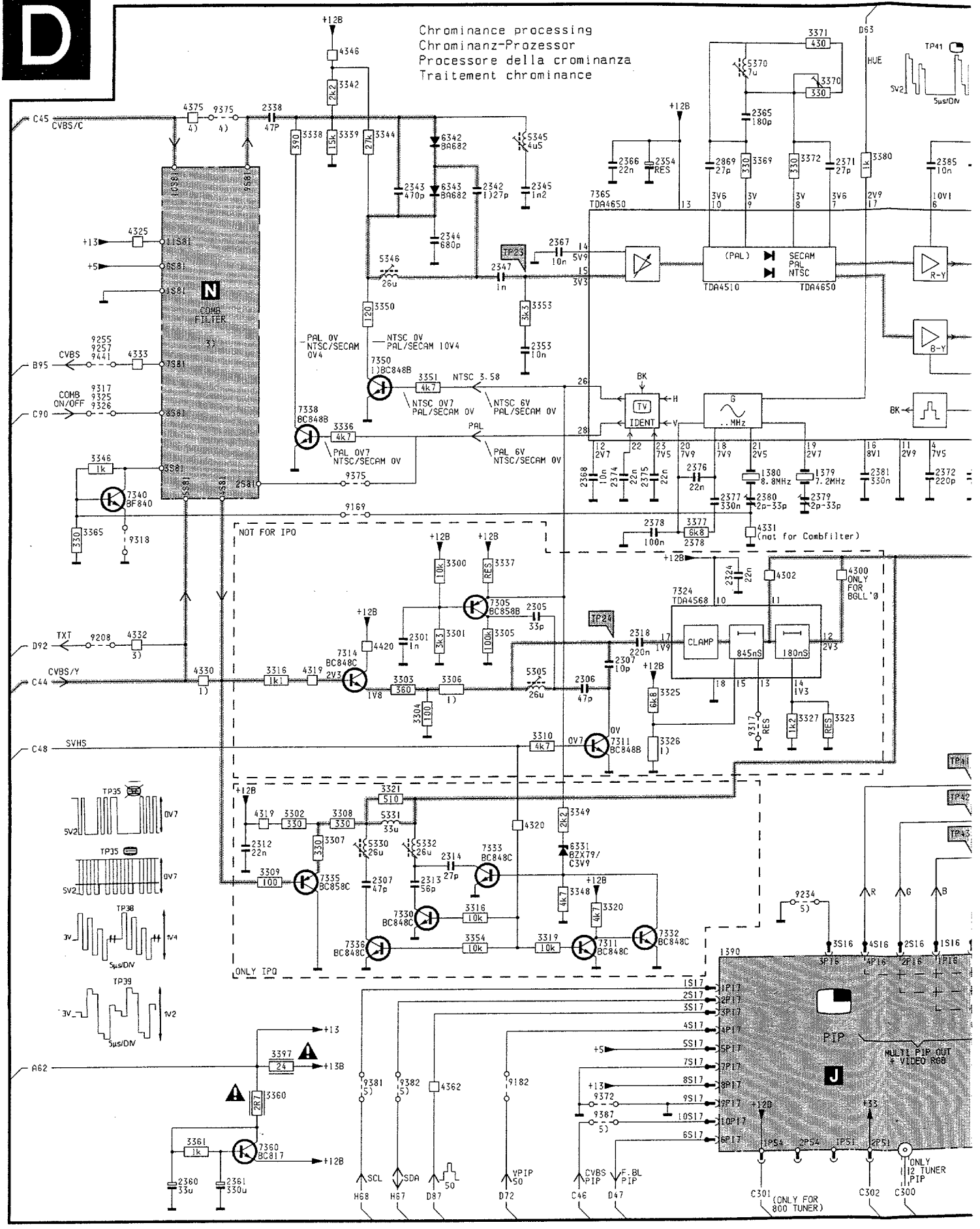


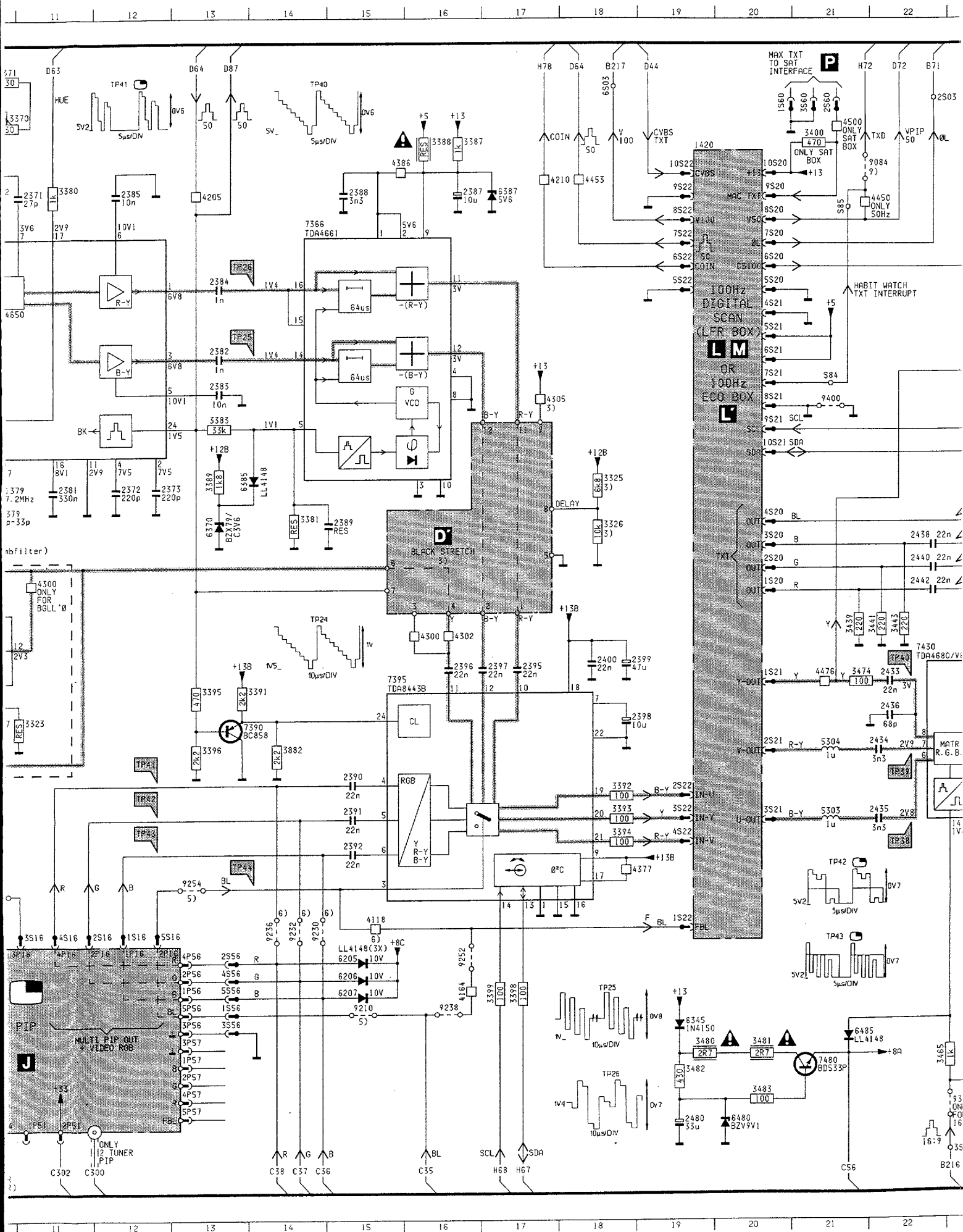


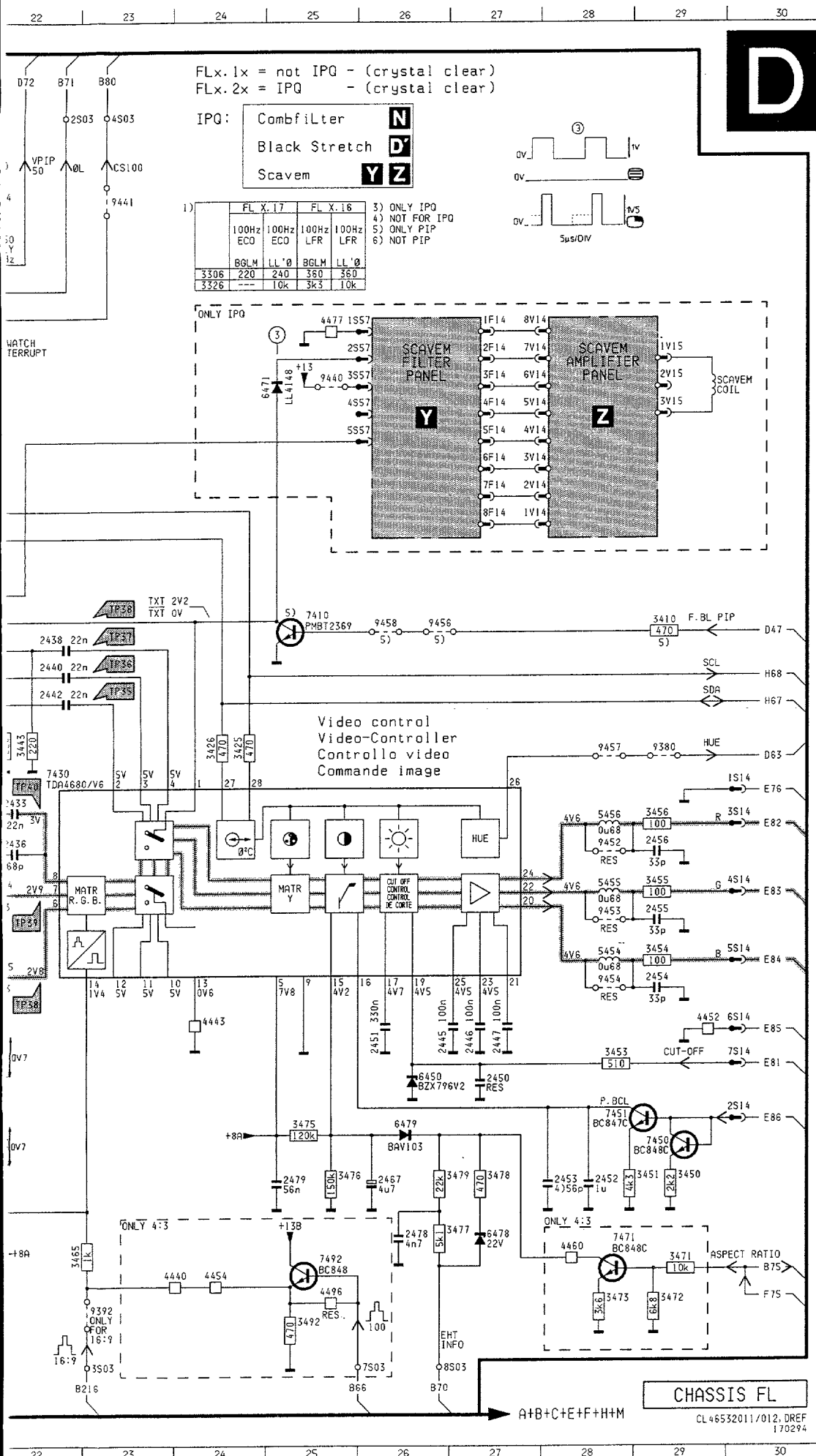


D

Chrominance processing
Chrominanz-Prozessor
Processore della crominanza
Traitement chrominance

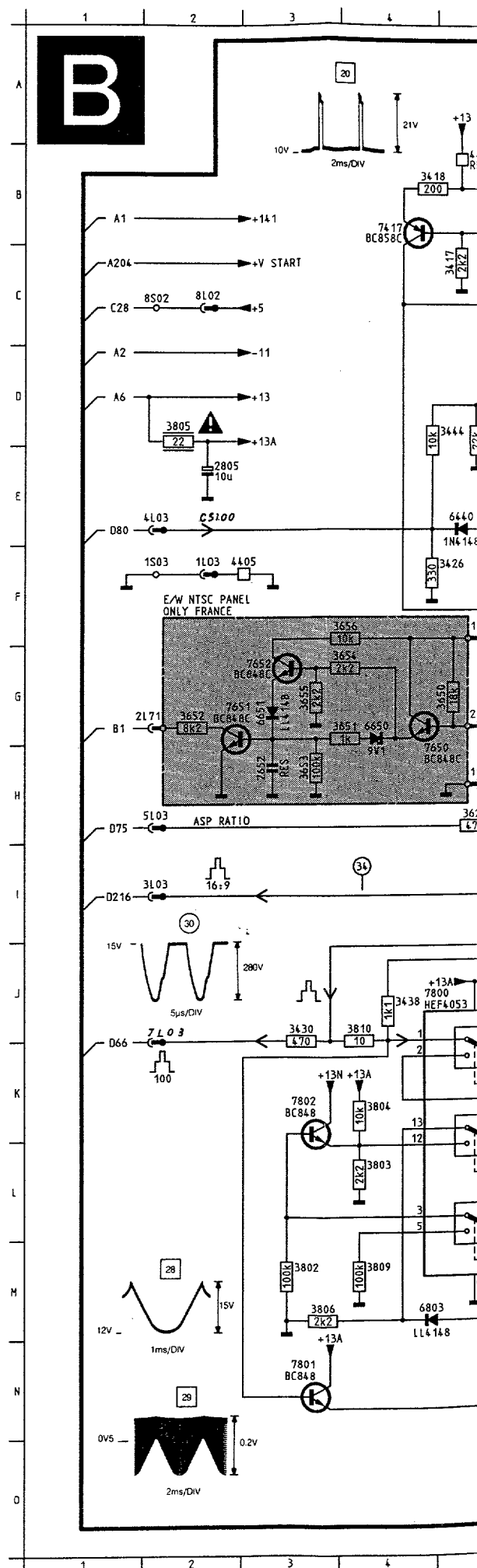


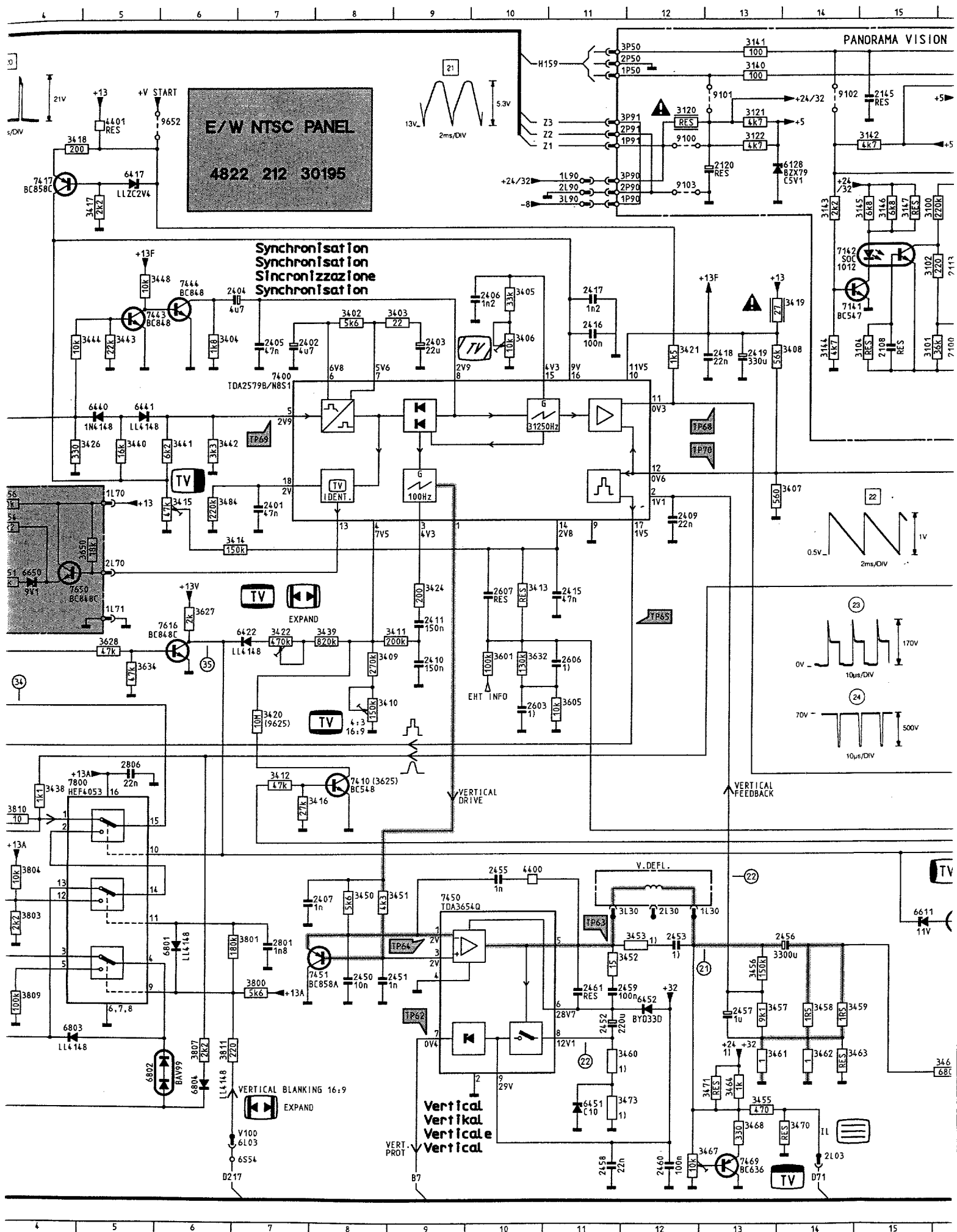


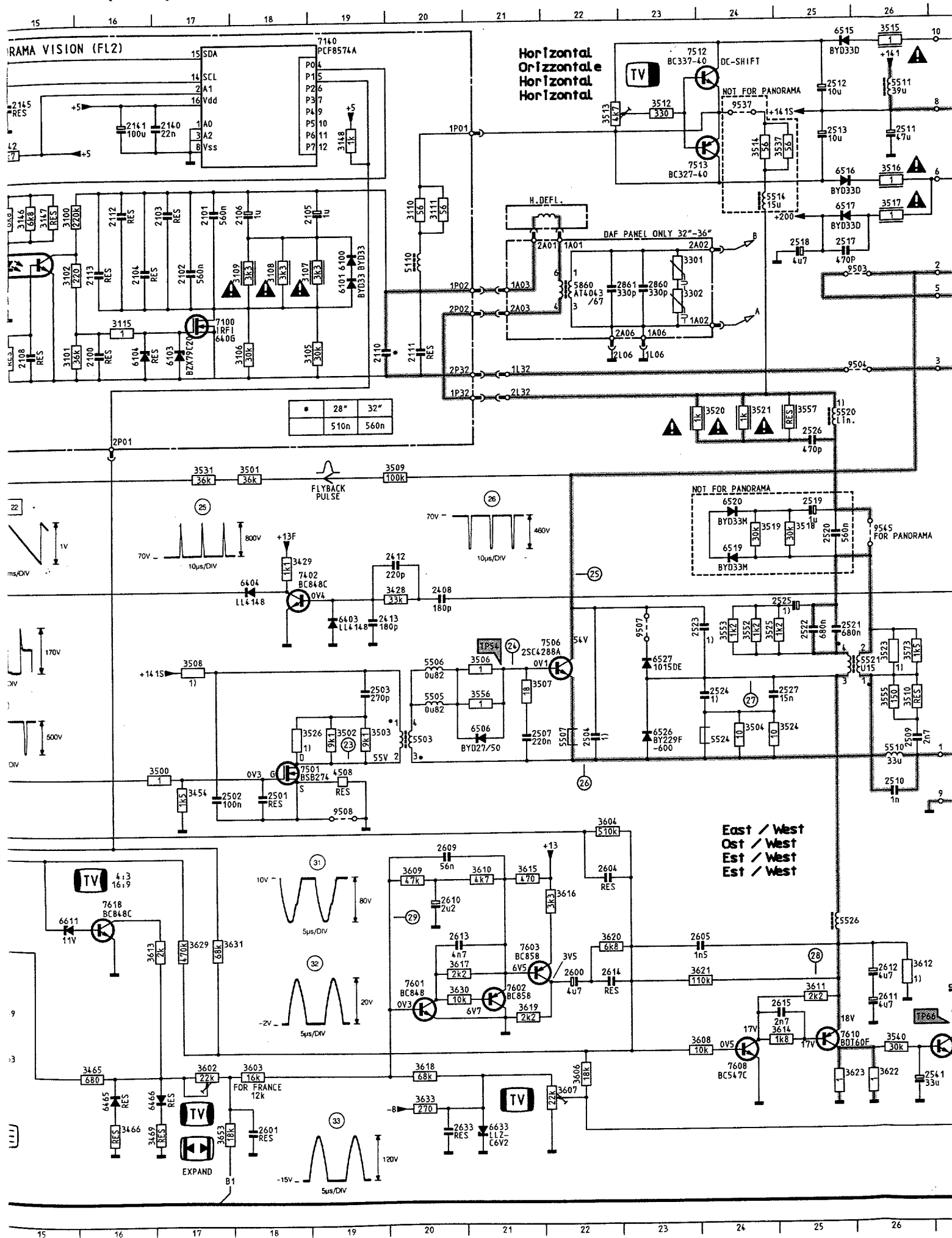


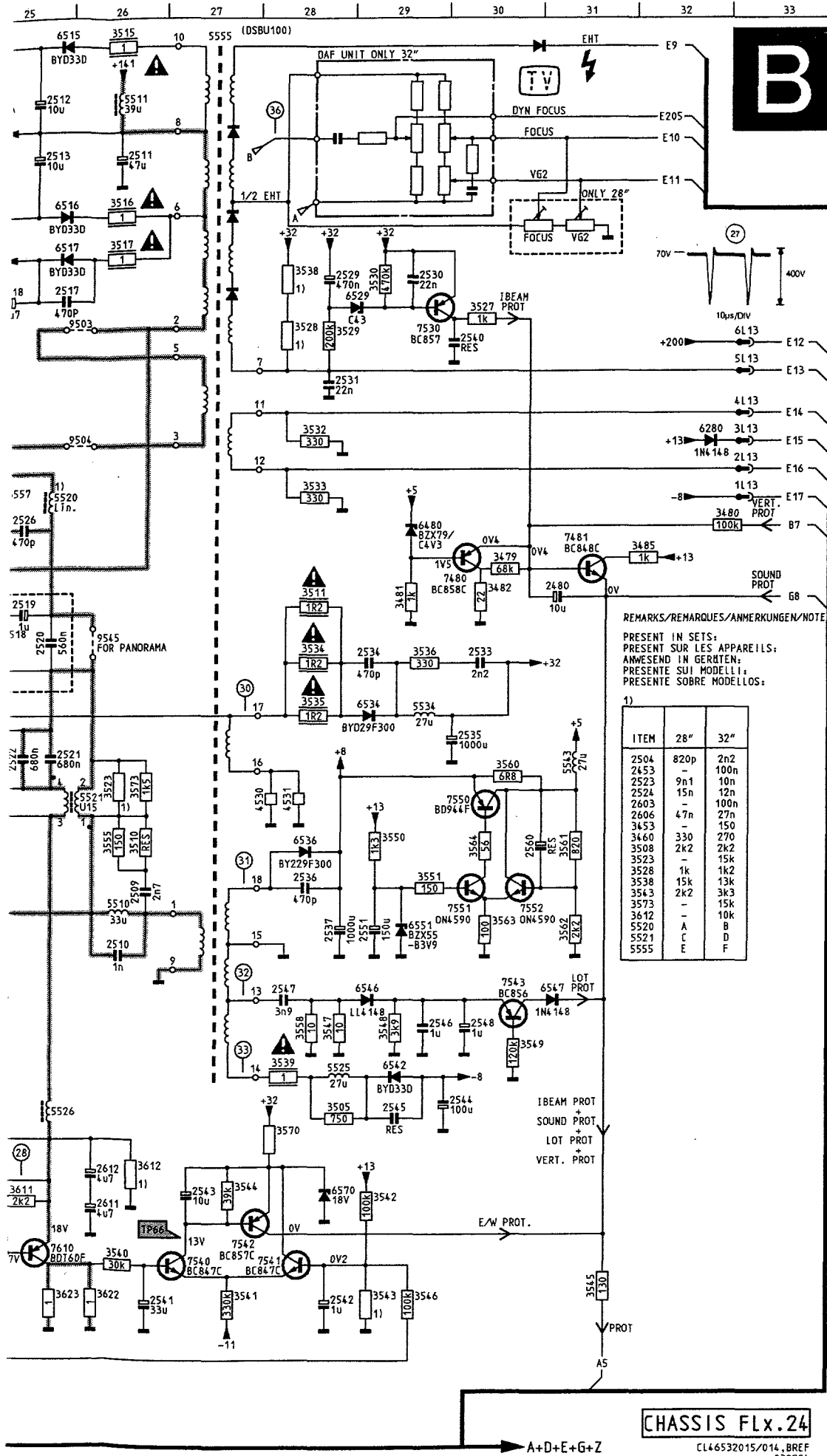
1379	F10	3370	B10	7332	L 8
1380	F10	3371	A10	7333	K 6
1390	L 9	3372	B10	7335	K 4
1420	B19	3377	G 9	7356	L 5
2301	H 5	3380	B11	7358	F 4
2305	H 7	3381	G14	7340	G 2
2306	I 8	3383	E13	7350	E 5
2307	I 8	3387	B16	7360	N 4
2307	K 5	3388	B16	7365	C 8
2312	K 3	3389	F13	7366	C14
2313	K 6	3391	I13	7390	I13
2314	K 6	3392	J18	7395	I15
2318	H 8	3393	J18	7410	G25
2324	H 9	3394	K18	7430	H22
2338	B 4	3395	I13	7450	L29
2342	C 6	3396	J13	7451	L28
2343	C 5	3397	M 4	7471	M28
2344	C 6	3398	M17	7480	N21
2345	C 7	3399	M17	7492	N25
2347	D 7	3400	B21	9084	B21
2353	E 7	3410	G29	9169	G 5
2354	C 8	3425	H24	9182	N 7
2360	O 3	3426	H24	9208	H 2
2361	O 3	3439	H21	9210	M15
2365	B10	3441	H22	9230	L14
2366	C 8	3443	H22	9232	L14
2367	D 7	3450	M29	9234	K10
2368	F 8	3451	M29	9236	L14
2371	C11	3453	K28	9238	M16
2372	F12	3454	J29	9252	L16
2373	F12	3455	J29	9254	K13
2375	F 8	3456	I29	9255	E 2
2376	F 9	3465	N22	9317	E 2
2377	G 9	3471	N29	9317	I10
2378	G 8	3472	N29	9318	G 2
2378	G 9	3473	N28	9372	N 8
2379	G10	3474	I21	9375	B 3
2380	G10	3475	L25	9375	F 5
2381	F11	3476	M25	9380	H29
2382	E13	3477	M26	9381	N 5
2383	E13	3478	M27	9382	N 5
2384	D13	3479	M26	9387	N 8
2385	C12	3480	M19	9392	N23
2387	C16	3481	M20	9400	E21
2388	C15	3482	N19	9440	D25
2389	G15	3483	N20	9441	B23
2390	J15	3492	N25	9452	I28
2391	J15	3882	J14	9453	J28
2392	K15	4118	L15	9454	K28
2395	I17	4164	M16	9456	G26
2396	I16	4205	C13	9457	H28
2397	I17	4210	B17	9458	G26
2398	I18	4300	H11		
2399	I18	4300	H16		
2400	I18	4302	H10		
2433	I22	4302	H16		
2434	J22	4305	E17		
2435	J22	4319	I 4		
2436	I22	4319	J 4		
2438	G22	4320	K 7		
2440	G22	4325	C 2		
2442	H22	4330	I 3		
2445	K26	4331	G10		
2446	K27	4332	H 2		
2447	K27	4333	E 2		
2450	L27	4346	A 5		
2451	K26	4362	N 6		
2452	M28	4375	B 3		
2453	M28	4377	K18		
2454	K29	4386	B15		
2455	J29	4420	H 5		
2456	I29	4440	N24		
2467	M26	4443	K24		
2478	M26	4450	C22		
2479	M25	4452	K29		
2480	N19	4453	B18		
2869	C 9	4454	N24		
3300	G 6	4460	N28		
3301	H 6	4476	I21		
3302	J 4	4477	D25		
3303	I 5	4496	N25		
3304	I 6	4500	B21		
3305	H 6	5303	K21		
3306	I 6	5304	J21		
3307	K 4	5305	I 7		
3308	J 5	5330	K 5		
3309	K 4	5331	J 5		
3310	I 7	5332	K 6		
3316	I 4	5345	B 7		
3318	L 6	5346	D 5		
3319	L 7	5370	A10		
3320	K 8	5454	J28		
3321	J 5	5455	J28		
3323	I11	5458	I28		
3325	F18	6205	L15		
3325	I 8	6206	M15		
3326	I 8	6331	K 7		
3327	I10	6342	B 6		
3336	F 5	6343	C 6		
3337	G 6	6345	M19		
3338	B 4	6370	G13		
3339	B 5	6385	F13		
3342	B 5	6387	C17		
3344	B 5	6450	L26		
3346	F 2	6471	D25		
3348	K 7	6478	M27		
3349	J 7	6479	L26		
3350	D 5	6480	N20		
3351	E 6	6485	M21		
3353	D 7	7305	H 6		
3354	L 6	7311	J 8		
3356	N 4	7311	L 8		
3361	N 3	7314	H 5		
3365	G 1	7324	H 9		
3369	B10	7330	L 5		

Synchro









REMARKS/REMARQUES/ANMERKUNGEN/NOTE

PRESENT IN SETS:
PRESENT SUR LES APPAREILS:
ANWESEND IN GERÄTEN:
PRESENTI SUI MODELLI:
PRESENTE SOBRE MODELOS:

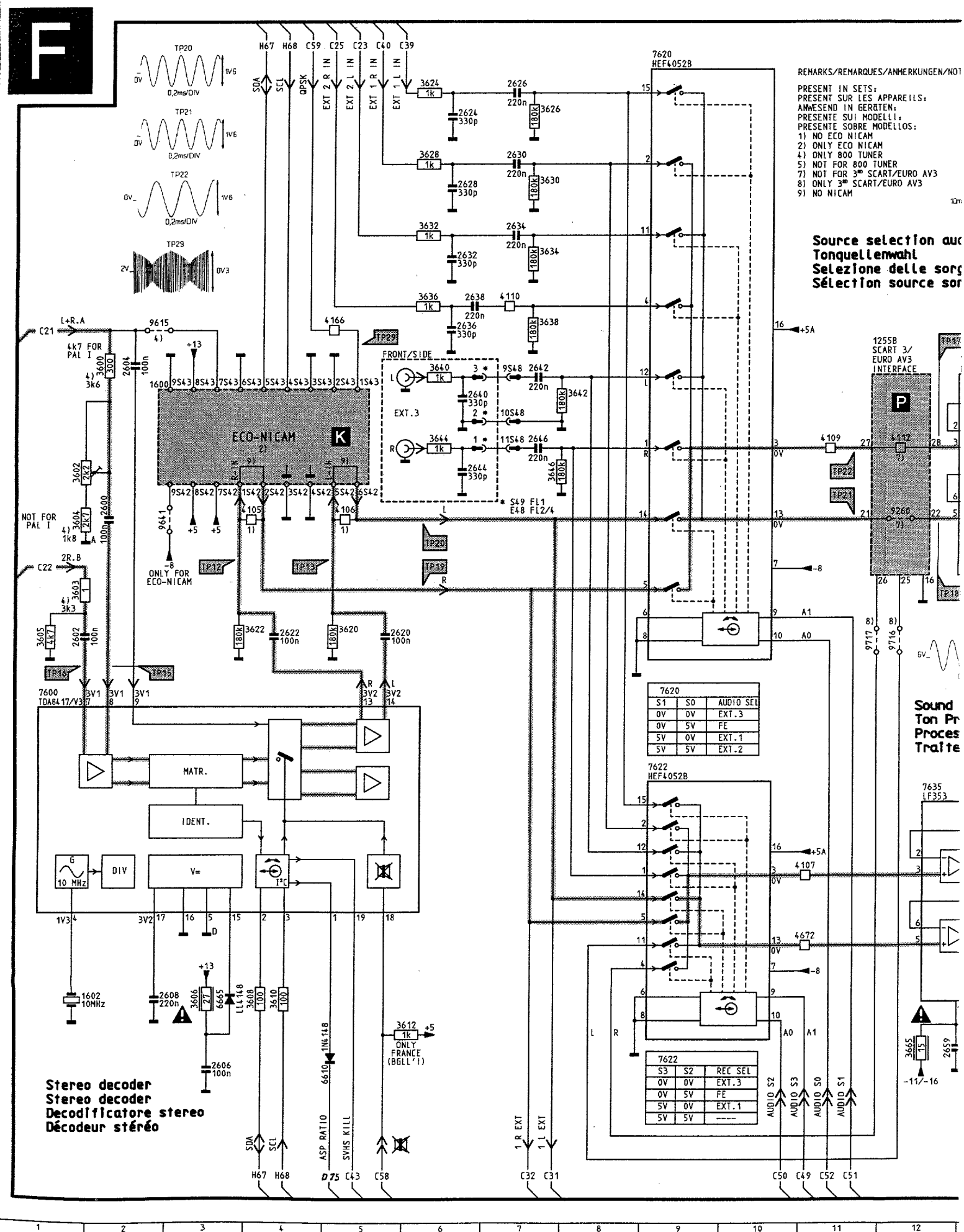
ITEM	28"	32"
2504	820p	2n2
2453	-	100n
2523	9n1	10n
2524	15n	12n
2603	-	100n
2606	47n	27n
3453	-	150
3508	330	270
3523	2k2	15k
3528	1k	1k2
3538	15k	13k
3543	2k2	3k3
3573	-	15k
3612	-	10k
5520	A	B
5521	C	D
5555	E	F

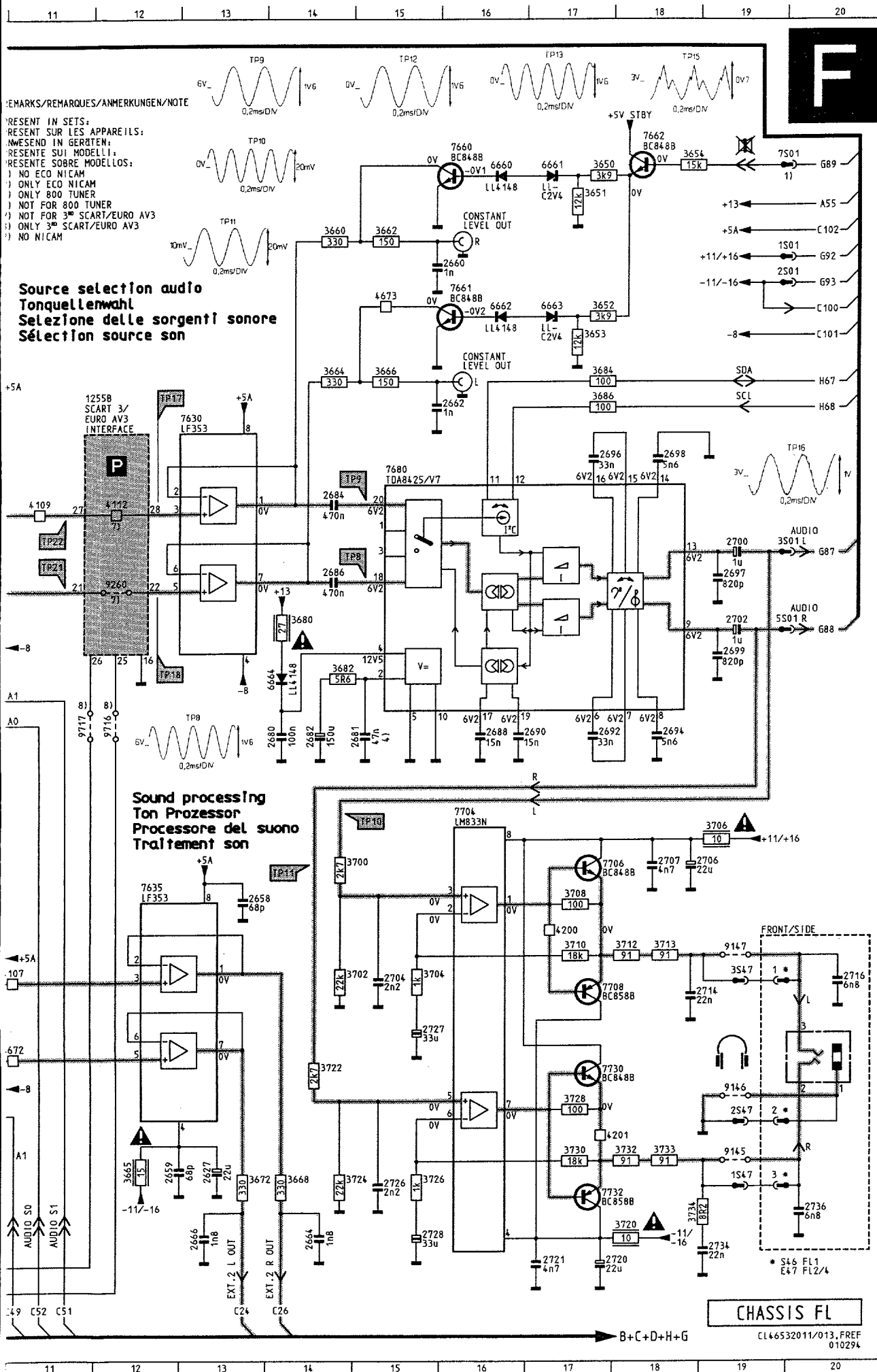
2100	D16	3110	C20	3538	C28	6466	N16
2101	C17	3111	C20	3539	K28	6480	F29
2102	C17	3115	D16	3540	M26	6506	I21
2103	C17	3121	B13	3541	N27	6515	A25
2104	C16	3122	B13	3542	M29	6516	B25
2105	C19	3140	A13	3543	N29	6517	C25
2106	C18	3141	A13	3544	M27	6519	G24
2108	D15	3142	B15	3545	N31	6520	F24
2110	D19	3143	C14	3546	M29	6526	I23
2111	D20	3144	D14	3547	K28	6527	I23
2112	C16	3145	C15	3548	K29	6529	C29
2113	C16	3146	C15	3549	K30	6534	H28
2120	B13	3147	C15	3550	I29	6536	I29
2140	B17	3148	B19	3551	I29	6542	K29
2141	B16	3301	C23	3552	H24	6546	K29
2145	A15	3302	D23	3553	H24	6547	K31
2401	G 7	3402	D 8	3555	I26	6551	J29
2402	D 7	3403	D 9	3556	I21	6570	M28
2403	D 9	3404	D 6	3557	E25	6611	L15
2404	D 7	3405	D10	3558	K28	6633	N21
2405	D 7	3406	D10	3560	H30	6650	G 4
2406	D10	3407	F14	3561	I31	6651	G 3
2407	L 8	3408	D14	3562	J31	6801	L 6
2408	H20	3409	H 8	3563	J30	6802	N 5
2409	G12	3410	I 8	3564	I30	6803	M 4
2410	I 9	3411	H 9	3570	L28	6804	N 6
2411	H 9	3412	J 7	3573	H26	7100	D17
2412	G20	3413	G10	3601	H10	7100	A19
2413	H19	3414	G 7	3602	N17	7141	D15
2415	H11	3415	F 6	3603	N18	7142	C14
2416	D11	3416	J 7	3604	K22	7400	E 7
2417	D11	3417	C 5	3605	I11	7402	G18
2418	E13	3418	B 4	3606	N22	7410	J 8
2419	E13	3419	D14	3607	N22	7417	B 4
2450	M 8	3420	I 7	3608	M23	7443	D 5
2451	M 8	3421	D12	3609	K20	7444	D 6
2452	M11	3422	H 7	3610	K21	7450	L 9
2453	L12	3424	G 9	3611	M25	7451	L 8
2455	K10	3426	F 5	3612	L26	7469	O13
2456	L14	3428	H20	3613	L16	7480	F30
2457	M13	3429	G18	3614	M25	7481	F31
2458	O11	3430	J 3	3615	K21	7501	J18
2459	M11	3438	J 4	3616	K22	7506	H22
2460	O12	3439	H 8	3617	L20	7512	A24
2461	M11	3440	F 5	3618	N20	7513	B24
2480	F31	3441	F 6	3619	M21	7530	D29
2501	J18	3442	F 6	3620	L22	7540	M27
2502	J17	3443	D 5	3621	M23	7541	M28
2503	I19	3444	D 5	3622	N26	7542	M27
2504	I22	3448	D 5	3623	N25	7543	K30
2507	I21	3450	K 8	3625	J 8	7550	I30
2509	J26	3451	K 9	3627	H 6	7551	J30
2510	J26	3452	L11	3628	H 5	7552	J30
2511	B26	3453	L12	3629	L17	7601	M20
2512	A25	3454	J17	3630	M20	7602	M21
2513	B25	3455	N13	3631	L17	7603	L21
2517	C25	3456	L13	3632	H10	7608	N24
2518	C25	3457	M13	3633	N20	7610	M25
2519	G25	3458	M14	3634	H 5	7616	H 6
2520	G25	3459	M14	3650	G 5	7618	L16
2521	H25	3460	M11	3651	G 4	7650	G 4
2522	H25	3461	M13	3652	G 2	7651	G 3
2523	H24	3462	M14	3653	H 3	7652	J 3
2524	I24	3463	M14	3653	O17	7800	J 4
2525	H25	3464	N13	3654	G 4	7801	N 3
2526	F25	3465	N16	3655	G 3	7802	K 3
2527	I25	3466	N16	3656	F 4	9100	BM2
2529	C28	3467	O12	3800	M 7	9101	A13
2530	C29	3468	N13	3801	L 7	9102	A14
2531	D28	3469	O16	3802	M 3	9103	B12
2533	G30	3470	N14	3803	L 4	9503	D26
2534	G29	3471	N13	3804	K 4	9504	E26
2535	H30	3473	N11	3805	D 2	9507	H23
2536	I28	3479	F30	3806	M 3	9508	J19
2537	J28	3480	F32	3807	M 6	9537	A24
2540	D30	3481	F29	3809	M 4	9545	G26
2541	N26	3482	F30	3810	J 4	9625	I 7
2542	N28	3484	F 6	3811	M 6	9652	B 6
2543	M27	3485	F32	4400	K10		
2544	L30	3500	J17	4401	B 5		
2545	L29	3501	F18	4405	F 3		
2546	K29	3502	I19	4508	J19		
2547	K28	3503	I19	4530	I28		
2548	K30	3504	I24	4531	I28		
2551	J29	3505	L28	5110	C20		
2560	I30	3506	H21	5503	I20		
2600	M22	3507	I21	5505	I20		
2601	N18	3508	H17	5506	I20		
2603	I10	3509	F20	5507	I22		
2604	K22	3510	I26	5510	J26		
2605	L23	3511	F28	5511	A26		
2606	I11	3512	A23	5514	C24		
2607	H10	3513	B22	5520	E25		
2609	K20	3514	B24	5521	I26		
2610	L20	3515	A26	5524	I24		
2611	M26	3516	B26	5525	K28		
2612	M26	3517	C26	5526	L25		
2613	L20	3518	G25	5534	H29		
2614	M22	3519	G24	5543	H31		
2615	M25	3520	E24	5555	A27		
2633	N20	3521	E24	5860	D22		
2652	H 3	3523	H26	6100	C19		
2801	L 7	3524	I25	6101	D19		
2805	E 2	3525	H24	6103	D17		
2806	J 5	3526	I18	6104	D16		
2860	D23	3527	C30	6128	B14		
2861	D22	3528	C28	6280	E32		
3100	C15	3529	D28	6403	H19		
3101	C15	3530	C29	6404	G18		
3102	C15	3531	F17	6417	B 5		
3104	D15	3532	E28	6422	H 7		
3105	D19	3533	E28	6440	E 5		
3106	D18	3534	G28	6441	E 5		
3107	C19	3535	H28	6451	N11		
3108	C18	3536	G29	6452	M12		
3109	C18	3537	B25	6465	N16		

CHASSIS FLx.24

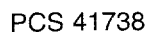
CL46532015/014, BREF

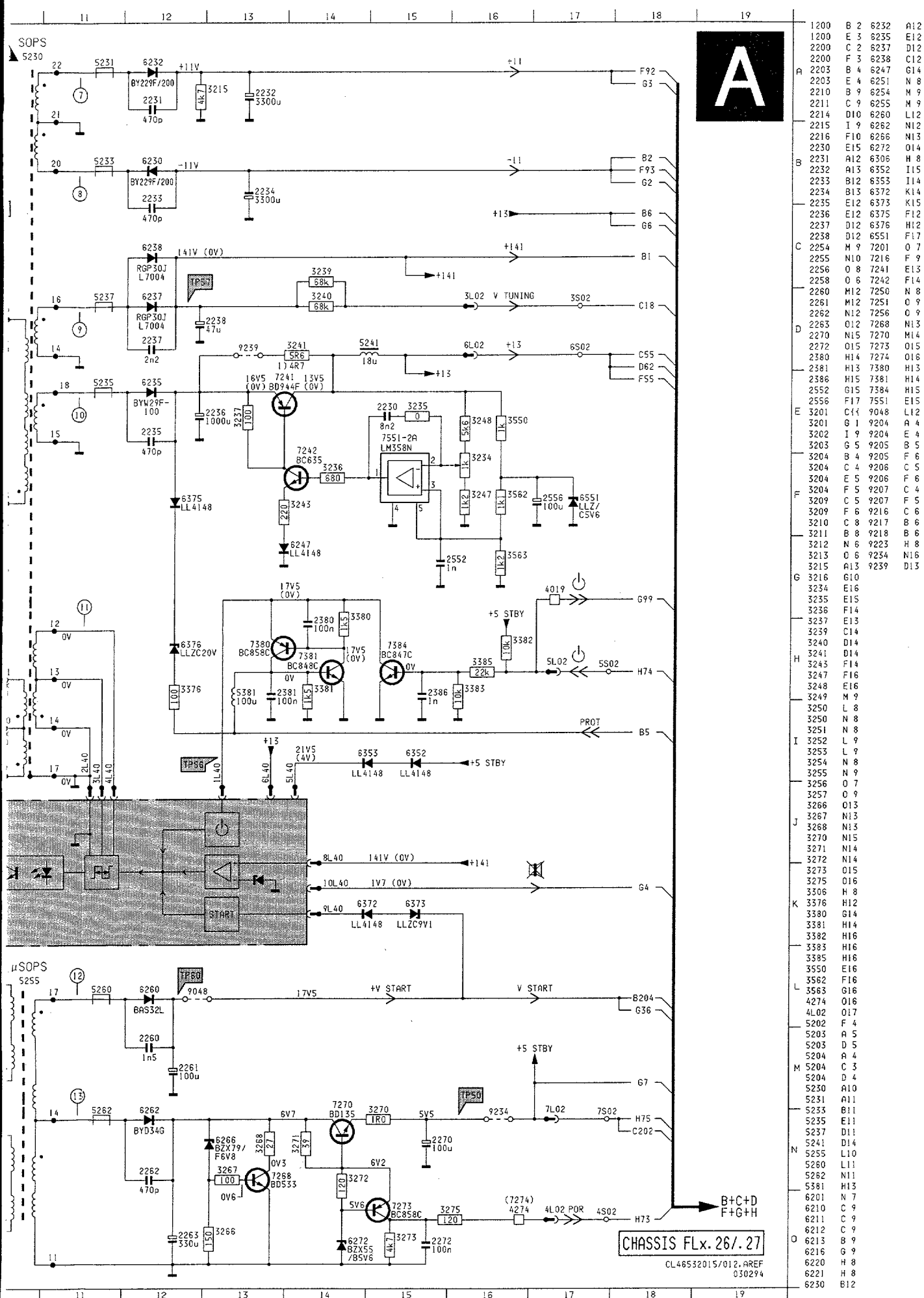
030294

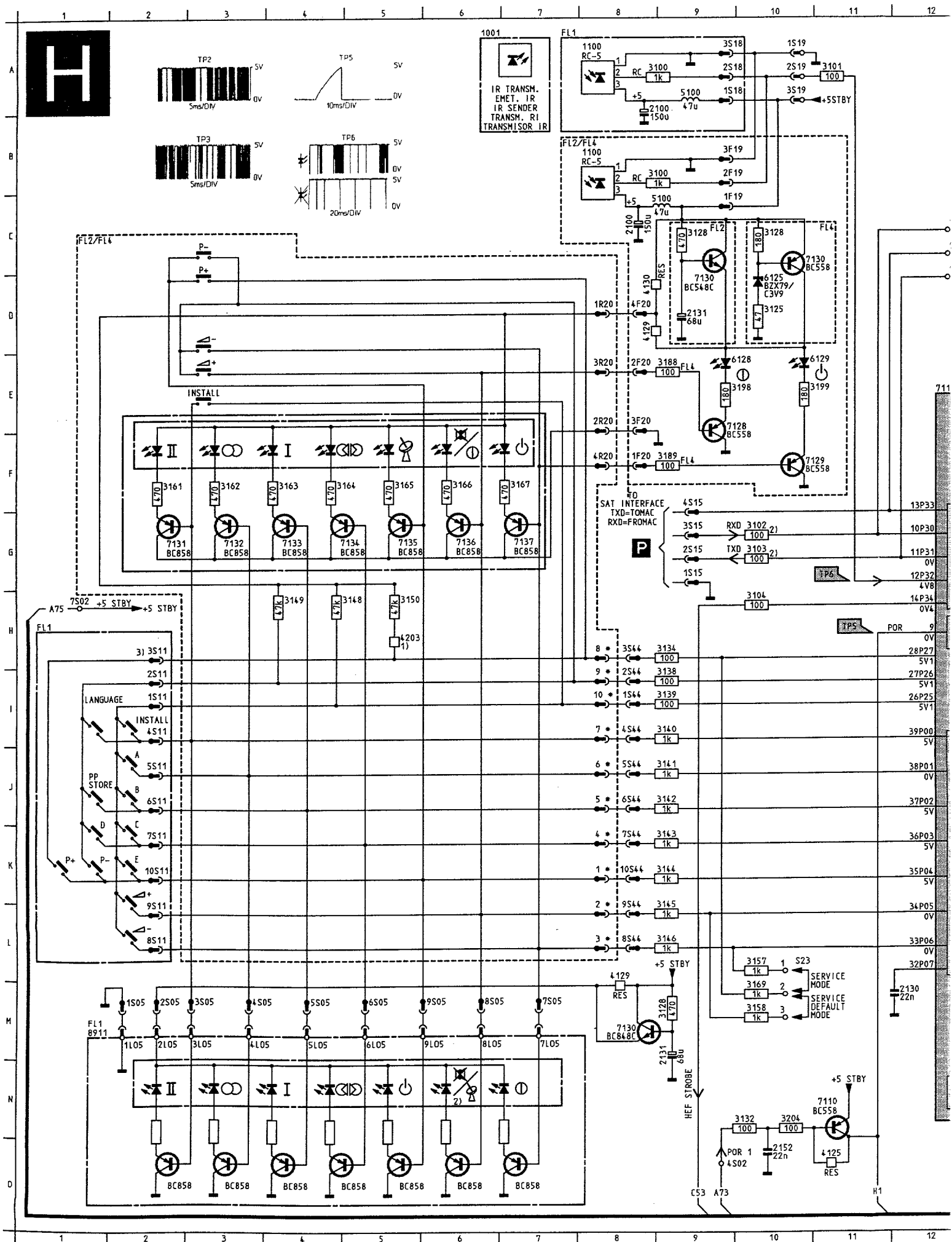


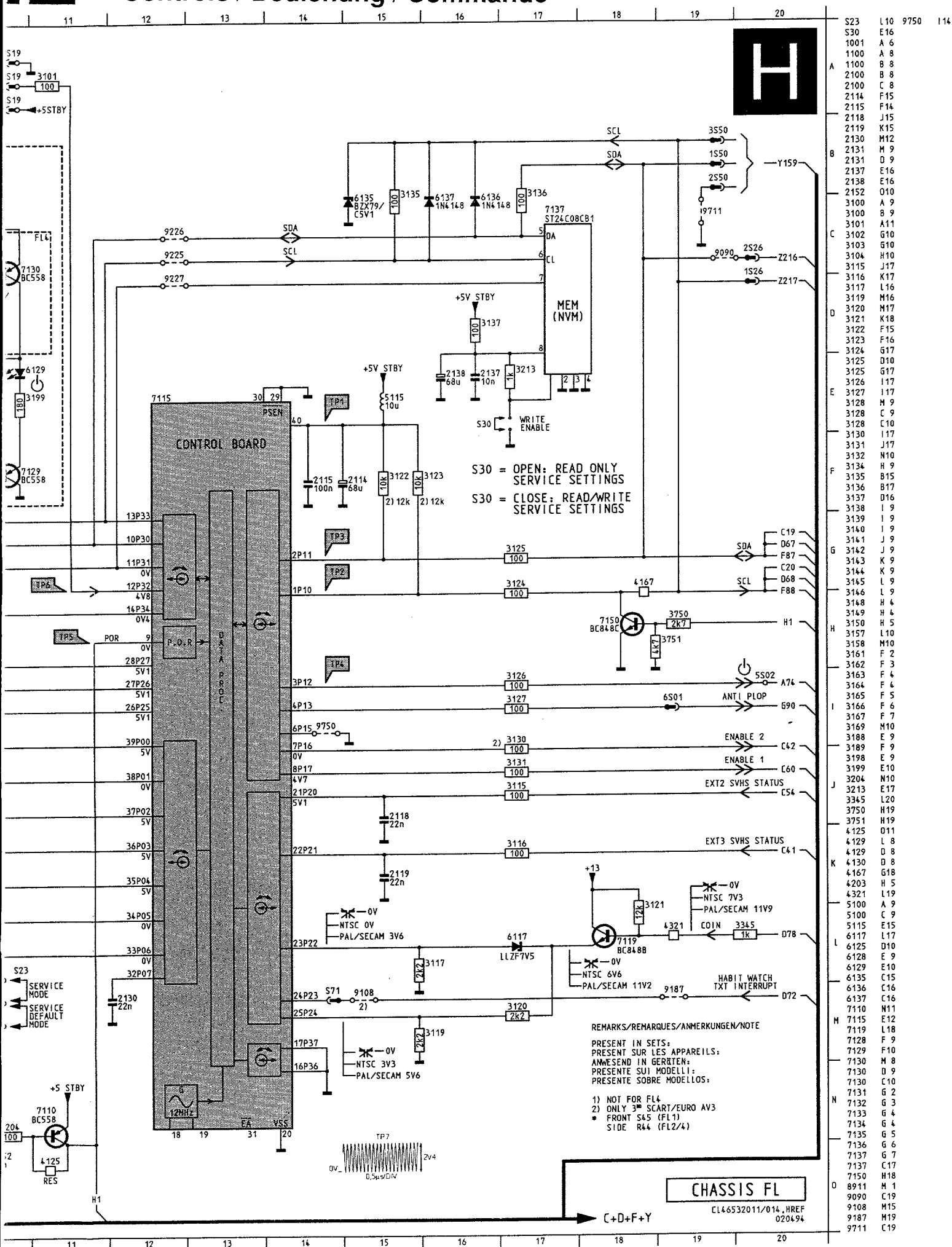


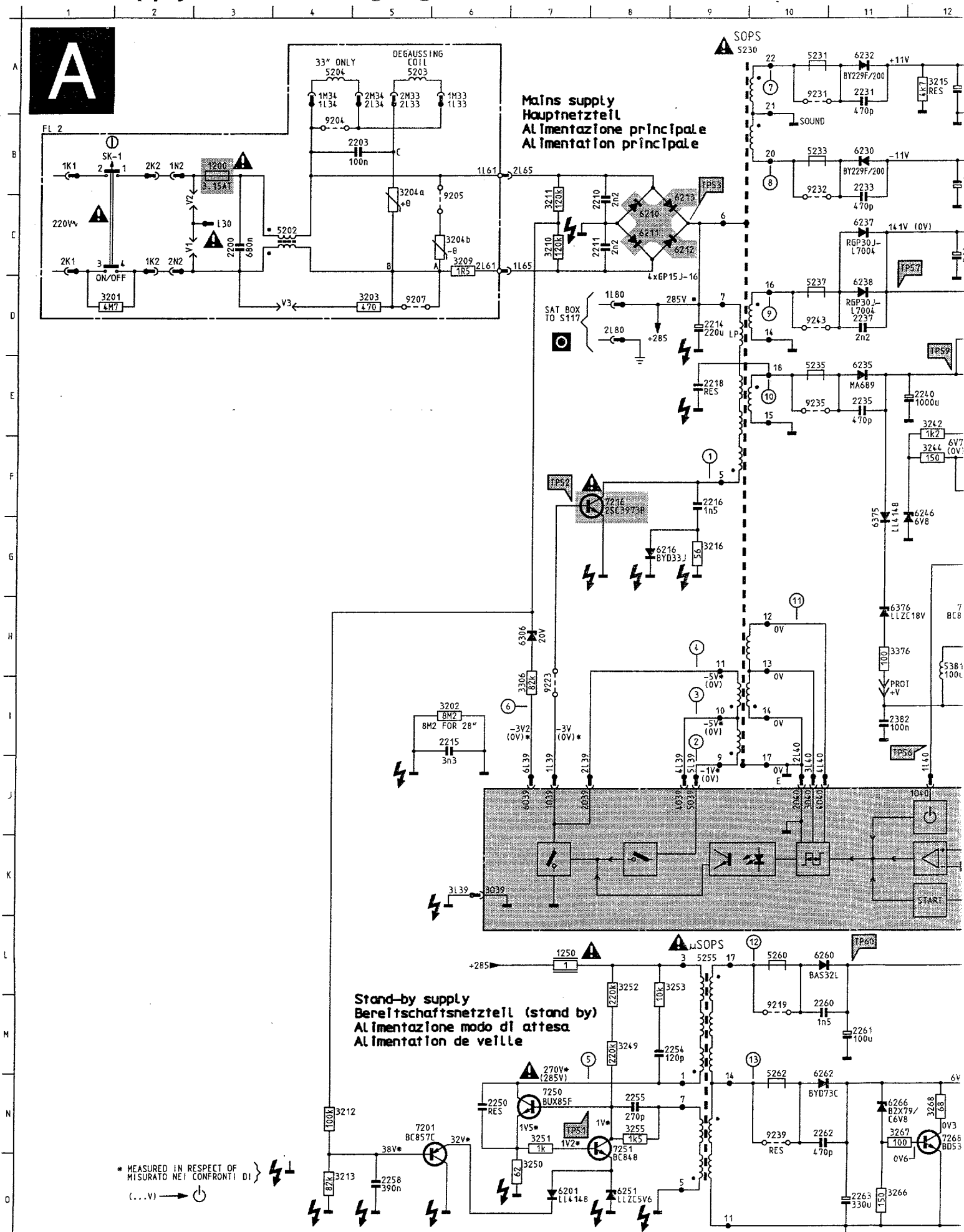
A	1255	E11	4110	D 7
	1600	E 2	4112	F12
	1602	M 1	4166	D 5
	2600	G 2	4200	K17
	2602	H 1	4201	M17
	2604	E 2	4672	L11
	2606	N 3	4673	C15
	2608	M 2	6610	N 5
	2620	H 5	6660	B16
	2622	H 4	6661	B17
B	2624	B 6	6662	D16
	2626	A 7	6663	D17
	2627	M13	6664	H14
	2628	C 6	6665	M 3
	2630	B 7	7600	I 1
	2632	D 6	7620	A 9
	2634	C 7	7632	J 9
	2636	D 6	7630	E12
	2638	D 6	7635	J12
	2640	E 6	7660	B16
C	2642	E 7	7661	C16
	2644	F 6	7662	B18
	2646	F 7	7680	E15
	2658	J13	7704	I16
	2659	M12	7706	J17
	2660	C16	7708	K17
	2662	E16	7730	L17
	2664	N14	7732	M17
	2666	M13	9145	M19
	2680	H14	9146	K19
D	2681	H15	9147	M19
	2682	H14	9260	G12
	2684	F14	9615	D 2
	2686	G14	9641	G 2
	2688	H16	9716	H12
	2690	H16	9717	H11
	2692	H17		
	2694	H18		
	2696	E17		
	2697	G19		
F	2698	E18		
	2699	H19		
	2700	F19		
	2702	G19		
	2704	K15		
	2706	J18		
	2707	J18		
	2714	K18		
	2716	K20		
	2720	O17		
G	2721	O17		
	2726	N15		
	2727	L15		
	2728	N15		
	2734	N19		
	2736	N20		
	3600	E 2		
	3602	F 1		
	3603	H 1		
	3604	G 1		
H	3605	H 1		
	3606	M 3		
	3608	M 4		
	3610	M 4		
	3612	M 6		
	3620	H 5		
	3622	H 3		
	3624	A 6		
	3626	B 7		
	3628	B 6		
J	3630	C 7		
	3632	C 6		
	3634	C 7		
	3636	D 6		
	3638	D 7		
	3640	E 6		
	3642	E 8		
	3644	F 6		
	3646	F 7		
	3650	B17		
K	3651	B17		
	3652	D17		
	3653	D17		
	3654	B18		
	3660	C14		
	3662	C15		
	3664	D14		
	3665	M12		
	3666	D15		
	3668	N13		
L	3672	M14		
	3680	G14		
	3682	H14		
	3684	D17		
	3686	E17		
	3700	J14		
	3702	K14		
	3704	K15		
	3706	J19		
	3708	J17		
N	3710	K17		
	3712	K18		
	3713	K18		
	3720	N18		
	3722	L14		
	3724	N14		
	3726	N15		
	3728	M17		
	3730	M17		
	3732	M18		
O	3733	M18		
	3734	N18		
	4105	G 4		
	4106	G 5		
	4107	K11		
	4109	F11		

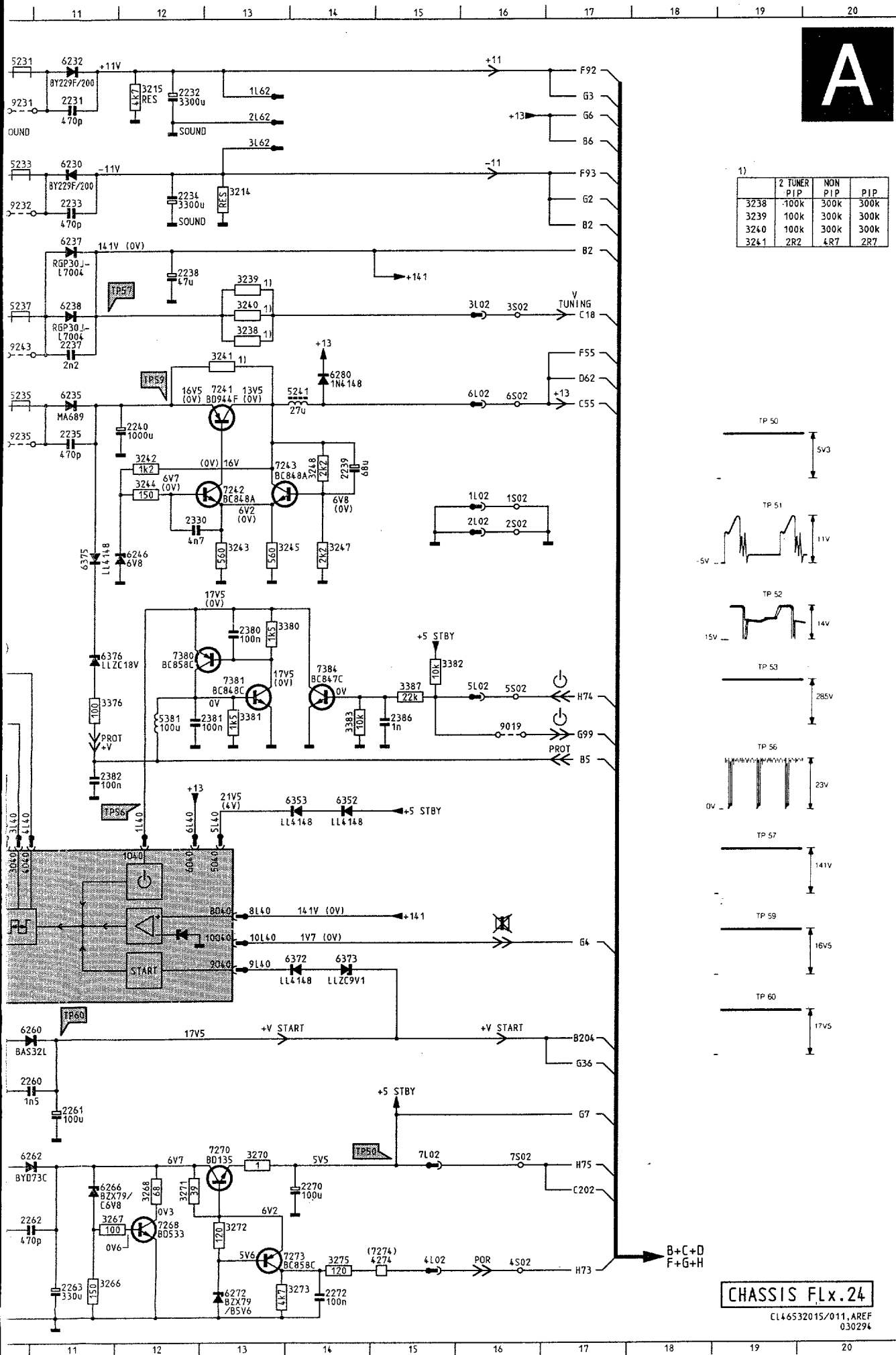




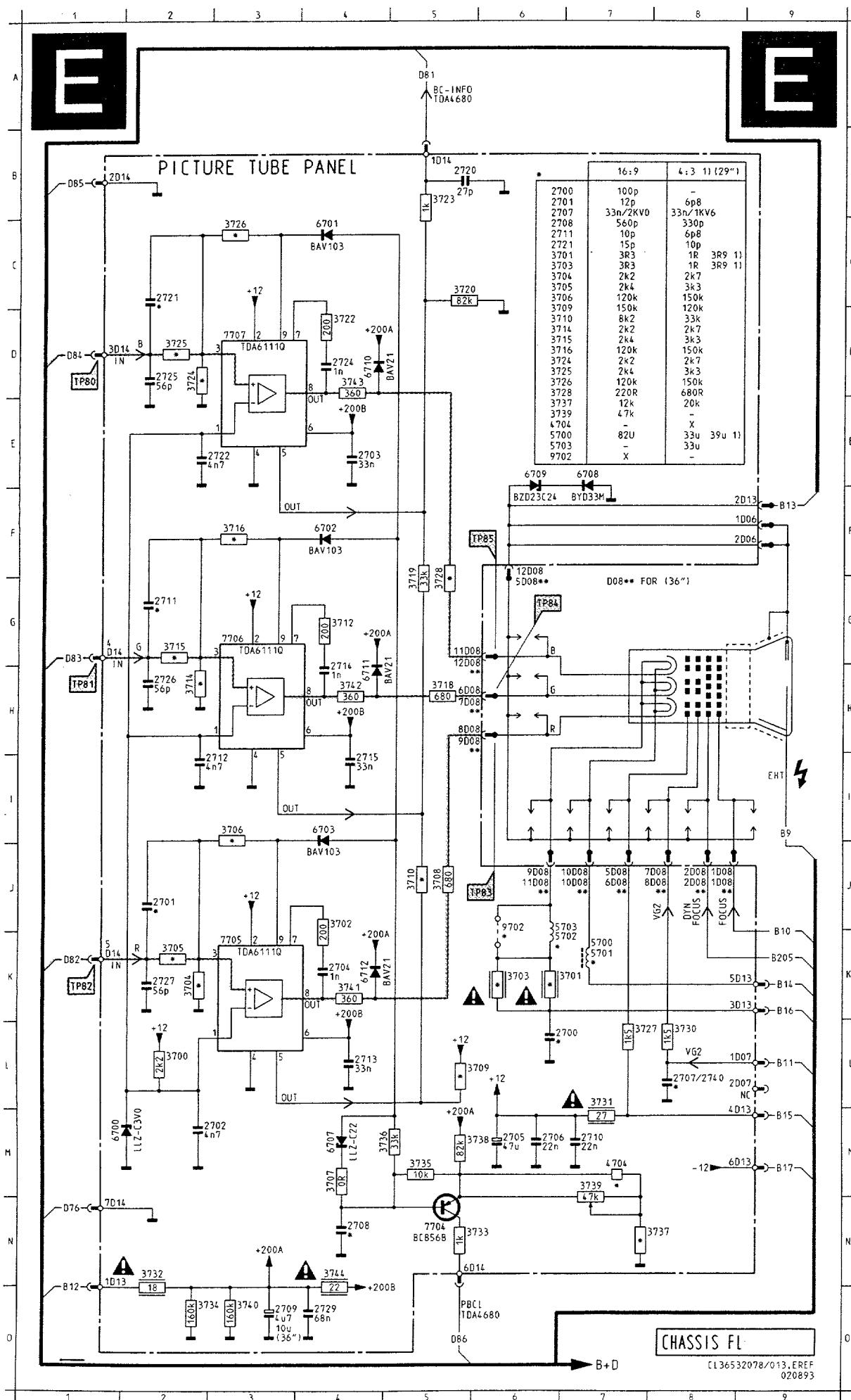








(727	015	6262	N11
1200	B 3	6266	N11
1200	B 3	6272	O13
1250	L 7	6280	O14
2200	C 3	6306	H 7
2200	C 3	6352	I14
2203	B 5	6353	I14
2203	B 5	6372	K14
2210	C 8	6373	K14
2211	C 8	6375	G11
2214	D 9	6376	H11
2215	I 6	7201	N 6
2216	F 9	7216	F 8
2218	E 9	7241	E13
2231	A11	7242	F13
2232	A12	7243	F13
2233	B11	7250	N 7
2234	B12	7251	N 8
2235	E11	7268	N12
2237	D11	7270	O13
2238	C12	7273	O13
2239	E14	7380	H12
2240	E12	7381	H13
2250	N 6	7384	H14
2254	M 9	9019	I16
2255	N 8	9204	B 4
2258	O 5	9205	C 6
2260	M11	9205	C 6
2261	M11	9207	C 5
2262	N11	9207	D 5
2263	O11	9218	B 5
2270	N14	9219	M10
2272	O14	9223	I 7
2330	F12	9231	A10
2380	G13	9232	B10
2381	H12	9235	E10
2382	I11	9239	M10
2386	H15	9243	D10
3201	D 1		
3201	D 1		
3202	I 6		
3203	D 5		
3204	B 5		
3204	C 5		
3204	B 5		
3204	C 6		
3209	C 6		
3209	C 6		
3210	C 7		
3211	C 7		
3212	N 4		
3214	B13		
3215	A12		
3216	G 9		
3238	B13		
3239	C13		
3240	B13		
3241	D13		
3242	E12		
3243	F13		
3244	F12		
3245	F13		
3247	F14		
3248	E14		
3249	M 8		
3250	O 7		
3251	N 7		
3252	L 8		
3253	L 9		
3255	M 8		
3266	O11		
3267	N11		
3268	N12		
3270	N13		
3271	N12		
3272	N13		
3273	O14		
3275	O14		
3306	I 7		
3376	H11		
3380	G13		
3381	H13		
3382	H15		
3383	H14		
3387	H15		
5202	C 4		
5203	A 5		
5203	A 5		
5204	C 4		
5204	A 4		
5204	A 4		
5230	A 9		
5231	A10		
5233	B10		
5235	E10		
5237	D10		
5241	E14		
5255	L 9		
5260	L10		
5262	N10		
5381	H12		
6201	O 7		
6210	C 8		
6211	C 8		
6212	C 9		
6213	C 9		
6216	G 8		
6230	B11		
6232	A11		
6235	E11		
6237	C11		
6238	D11		
6246	G12		
6251	O 8		
6260	L11		



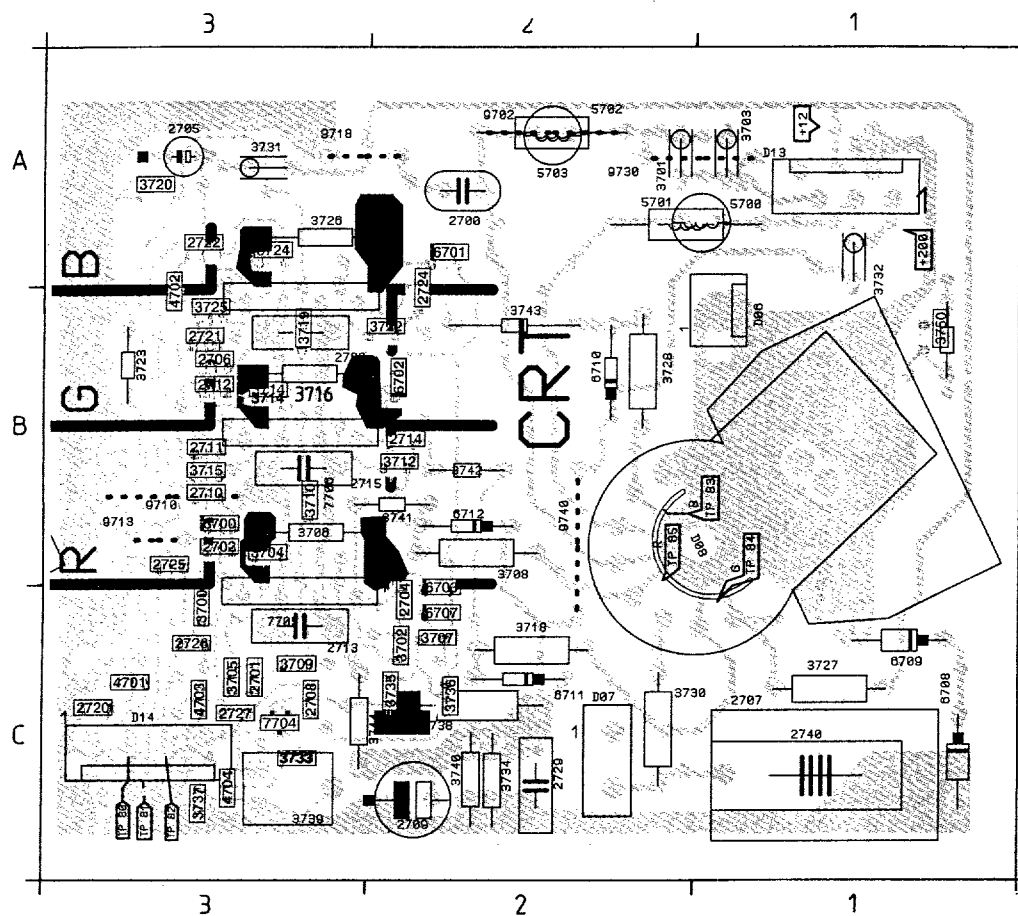
2700 K 6
2701 J 2
2702 M 2
2703 L 4
2704 K 4
2705 M 6
2706 M 6
2707 L 8
2708 N 4
2709 E 7
2710 M 7
2711 G 2
2712 I 2
2713 E 4
2714 H 4
2715 I 4
2720 B 5
2721 C 2
2722 E 2
2724 D 4
2725 D 2
2726 H 2
2727 K 2
2729 E 6
3700 L 2
3701 K 6
3702 J 4
3703 K 6
3704 K 2
3705 K 2
3706 I 3
3707 M 4
3708 J 5
3709 L 5
3710 J 5
3712 G 4
3714 H 2
3715 G 2
3716 F 3
3718 H 5
3719 G 5
3720 C 5
3722 D 4
3723 B 5
3724 D 2
3726 C 3
3727 K 7
3728 G 5
3730 K 8
3731 L 7
3732 D 8
3733 N 5
3734 E 8
3735 M 5
3736 M 5
3737 N 6
3738 M 5
3739 M 6
3740 E 7
3741 K 4
3742 H 4
3743 D 4
3744 D 6
4709 I 2
5700 J 7
6700 M 1
6701 C 4
6702 F 4
6703 I 4
6704 M 4
6708 E 7
6709 E 6
6710 D 4
6711 H 4
6712 K 4
7704 N 5
7705 K 3
7706 G 3
7707 D 3

A

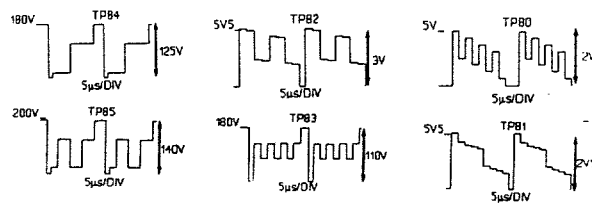
B

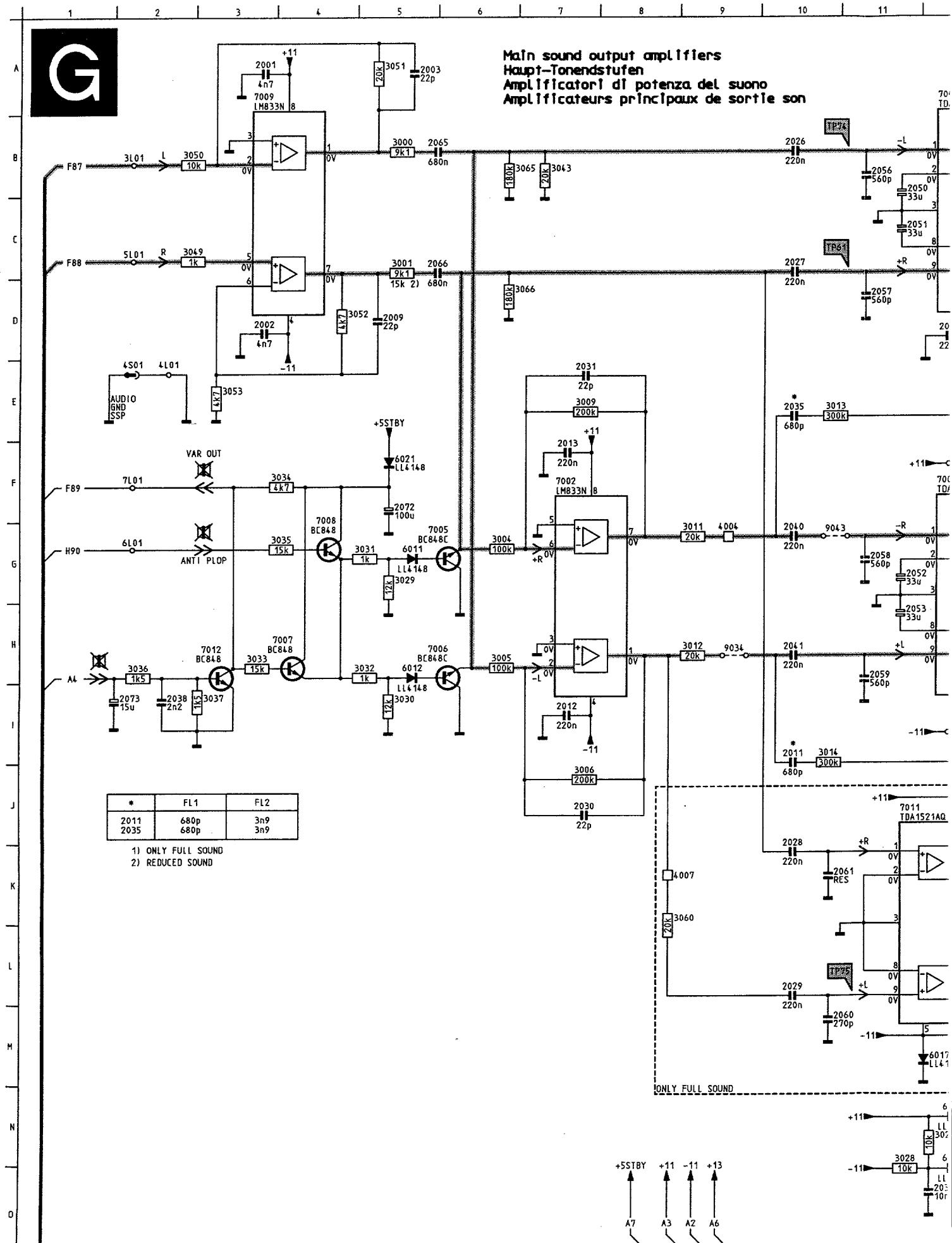
C

Platines Tube-image

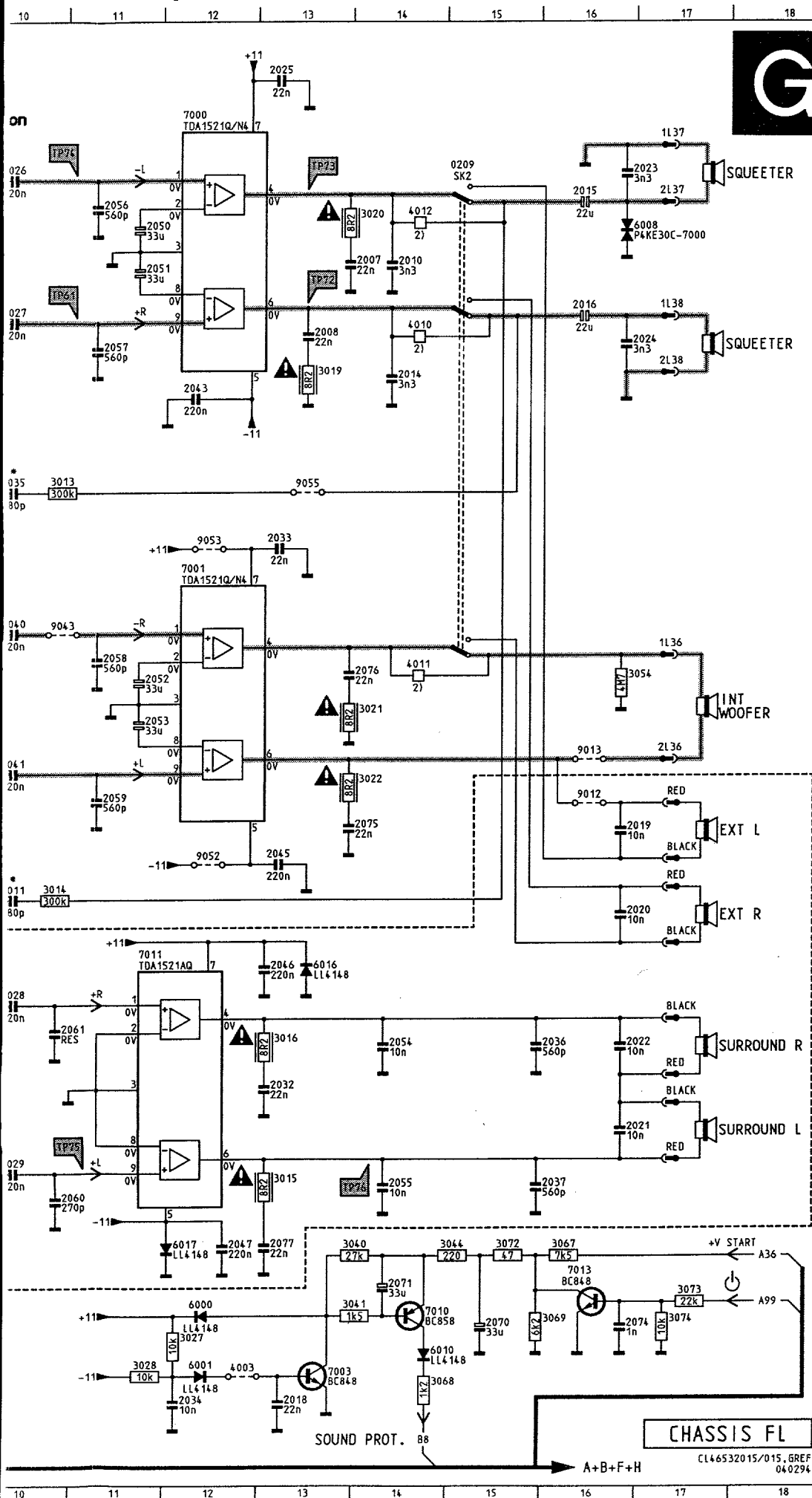


D06	B1	3708	B2	5701	A2
D07	C2	3709	C3	5702	A2
D08	B1	3710	B3	5703	A2
D13	A1	3712	B2	6700	B3
D14	C3	3714	B3	6701	A2
2700	A2	3715	B3	6702	B2
2701	C3	3716	B3	6703	C2
2702	B3	3718	C2	6707	C2
2703	B3	3719	B3	6708	C1
2704	C2	3720	A3	6709	C1
2705	A3	3722	B2	6710	B2
2706	B3	3723	B3	6711	C2
2707	C1	3724	A3	6712	B2
2708	C3	3725	B3	7704	C3
2709	C2	3726	A3	7705	C3
2710	B3	3727	C1	7706	B3
2711	B3	3728	B2	7707	B3
2712	B3	3730	C2	9702	A2
2713	C3	3731	A3	9710	B3
2714	B2	3732	A1	9713	B3
2715	B3	3733	C3	9718	A3
2720	C3	3734	C2	9730	A1
2721	B3	3735	C2	9740	B2
2722	A3	3736	C2		
2724	B2	3738	C2		
2725	B3	3739	C3		
2726	C3	3740	C2		
2727	C3	3741	B2		
2729	C2	3742	B2		
2740	C1	3743	B2		
3700	C3	3744	C3		
3701	A2	3750	B1		
3702	C2	3751	B1		
3703	A1	4701	C3		
3704	B3	4702	B3		
3705	C3	4703	C3		
3706	B3	4704	C3		
3707	C2	5700	A1		





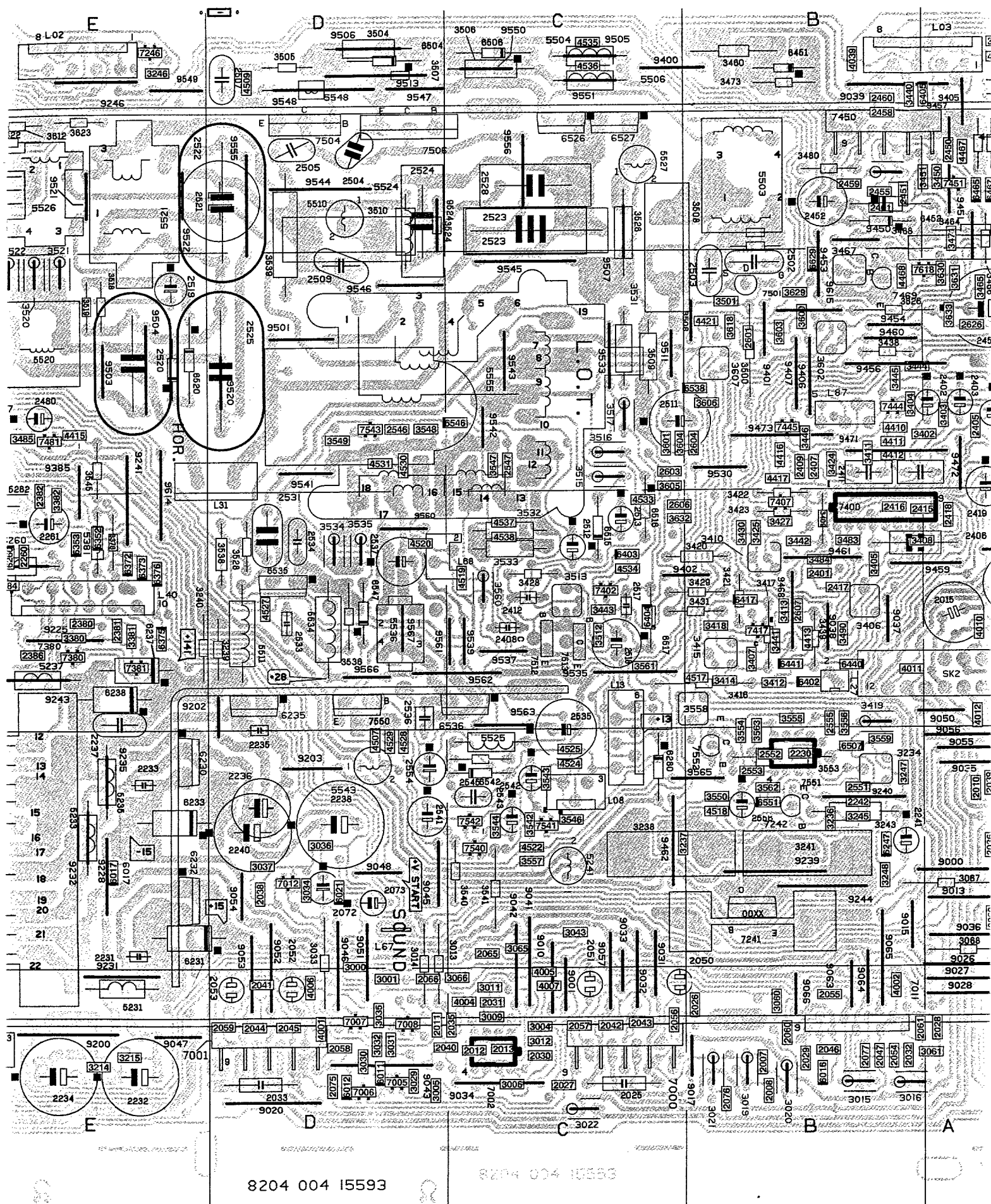
16 Amplificateur audio



0209	B15	6011	G 5
2001	A 3	6012	H 5
2002	D 3	6016	J13
2003	A 5	6017	M12
2007	C14	6021	F 5
2008	D13	7000	A12
2009	D 5	7001	F12
2010	C14	7002	F 7
2011	I10	7003	O13
2012	I 7	7005	G 5
2013	F 7	7006	H 5
2014	D14	7007	H 3
2015	B16	7008	G 4
2016	C16	7009	A 3
2018	O13	7010	M14
2019	I16	7011	J11
2020	J16	7012	H 3
2021	L16	7013	M16
2022	K16	9012	H16
2023	B16	9013	H16
2024	D16	9034	H 9
2025	A13	9043	G10
2026	B10	9052	I12
2027	C10	9053	F12
2028	K10	9055	E13
2029	L10		
2030	J 7		
2031	E 7		
2032	K13		
2033	F13		
2034	O12		
2035	E10		
2036	K16		
2037	M16		
2038	I 2		
2040	G10		
2041	H10		
2043	O12		
2045	I13		
2046	J13		
2047	M12		
2050	B11		
2051	C11		
2052	G11		
2053	H11		
2054	K14		
2055	M14		
2056	B11		
2057	D11		
2058	G11		
2059	H11		
2060	M10		
2061	K10		
2065	B 5		
2066	C 5		
2070	M15		
2071	M14		
2072	F 5		
2073	I 2		
2074	N16		
2075	L14		
2076	G14		
2077	M13		
3000	B 5		
3001	C 5		
3004	G 6		
3005	H 6		
3006	J 7		
3009	E 7		
3011	G 9		
3012	H 9		
3013	E10		
3014	I10		
3015	L13		
3016	K13		
3019	D13		
3020	B14		
3021	G14		
3022	H14		
3027	N12		
3028	N11		
3029	G 5		
3030	I 5		
3031	G 5		
3032	H 5		
3033	H 3		
3034	F 4		
3035	G 4		
3036	H 2		
3037	I 3		
3040	M14		
3041	N14		
3043	B 7		
3044	M15		
3049	C 2		
3050	B 2		
3051	A 5		
3052	D 4		
3053	E 3		
3054	G16		
3060	K 8		
3065	B 6		
3066	D 6		
3067	M16		
3068	O14		
3069	N16		
3072	M15		
3073	N17		
3074	N17		
4003	N12		
4004	G 9		
4007	K 8		
6000	N12		
6001	N12		
6008	B16		
6010	N14		

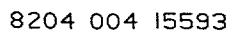
L01	F1	2238	D4	3009	C5	3369	H4	3537	F2	5262	E3	7000	C5	9008	B5	9236	F1	9601	E1
L02	E1	2240	D4	3011	C5	3370	H4	3538	D3	5308	H5	7001	O5	9010	C5	9237	F1	9614	E2
L03	A1	2241	B4	3012	C5	3371	H4	3539	D1	5310	H5	7002	C5	9012	A4	9238	G3	9615	B2
L08	C4	2242	B4	3013	D4	3372	H4	3540	C4	5381	E3	7003	A5	9013	A4	9239	B4		
L13	C4	2250	F3	3014	D4	3374	H4	3541	C4	5503	B1	7005	O5	9015	B4	9240	B4		
L27	B3	2254	F2	3016	B5	3375	H4	3542	C4	5504	C1	7006	O5	9017	B5	9241	E3		
L28	G1	2255	F3	3019	B5	3376	E3	3543	C4	5506	C1	7007	O5	9020	D5	9242	G2		
L30	A1	2258	F3	3020	B5	3378	H4	3544	C4	5510	D1	7008	O5	9022	A3	9243	E3		
L31	E2	2259	F3	3021	B5	3380	E3	3545	E2	5511	D3	7009	G1	9023	A4	9244	B4		
L33	G2	2260	E3	3022	B5	3381	E3	3546	C4	5514	F2	7010	A5	9024	A4	9245	E1		
L34	G2	2261	E3	3027	A5	3382	E3	3547	C2	5520	E2	7011	B5	9025	A5	9250	F2		
L35	G3	2262	E3	3028	A5	3383	E3	3548	D2	5521	E1	7012	D4	9026	A4	9251	F2		
L36	A2	2263	E2	3029	D5	3385	E3	3549	D2	5522	E2	7013	A5	9027	A5	9300	H5		
L37	A3	2270	G1	3030	D5	3402	A2	3550	B4	5524	D1	7201	F3	9028	A5	9302	H4		
L38	A2	2272	G2	3031	D5	3403	A2	3553	B4	5525	C4	7216	G5	9029	B5	9385	E2		
L39	F3	2302	H5	3032	D5	3404	B2	3554	B4	5526	E1	7241	B4	9031	C4	9400	C1		
L40	E3	2303	H5	3033	D4	3405	B3	3555	B3	5527	C1	7242	B4	9032	C5	9401	B2		
L61	G2	2308	H5	3034	D4	3406	B3	3556	B3	5528	C2	7246	E1	9033	C5	9402	B3		
L62	E5	2321	H5	3035	D5	3407	B3	3557	C4	5534	D3	7250	F3	9034	C5	9405	A1		
L65	G2	2331	H4	3036	D4	3408	B3	3558	B3	5536	D3	7251	F3	9035	A4	9406	B2		
L67	D4	2351	H4	3037	D4	3409	B3	3559	B4	5543	D4	7268	F2	9036	A4	9407	B2		
L68	C3	2360	H4	3040	A5	3410	B3	3560	C3	5548	D1	7270	F2	9037	B3	9450	B1		
L69	A2	2361	H4	3041	A5	3411	B2	3561	C3	5555	D3	7272	G2	9038	B3	9451	A1		
L80	G4	2365	H4	3042	A5	3412	B3	3562	B4	6000	A5	7273	F2	9039	B1	9453	B2		
L87	B2	2372	H4	3043	C4	3413	B3	3563	B4	6001	A5	7274	G1	9041	C4	9454	B2		
SK1	G3	2374	H4	3044	A5	3414	B3	3600	B2	6008	A3	7305	H5	9042	C4	9456	B2		
SK2	B3	2376	H4	3049	G1	3415	B3	3601	C2	6010	A5	7311	H5	9043	D5	9457	A1		
0207	A4	2380	E3	3050	G1	3416	B3	3602	B2	6011	D5	7312	H5	9045	D4	9459	A3		
0211	A3	2381	E3	3051	G1	3417	B3	3603	B2	6012	D5	7318	H5	9046	D4	9460	B2		
039	H5	2382	E3	3052	G1	3418	B3	3604	B2	6016	B5	7320	H4	9047	E5	9461	B3		
040	H4	2386	E3	3053	G1	3419	B3	3605	C3	6017	E4	7321	F3	9048	D4	9482	C4		
1200	G3	2401	B3	3054	A2	3420	B3	3606	B2	6021	D4	7360	H4	9050	A3	9468	B3		
2001	G1	2402	A2	3060	B5	3421	B3	3607	B2	6201	F3	7369	H4	9051	D4	9471	B2		
2002	G1	2403	A2	3061	B5	3422	B3	3608	F1	6210	G3	7370	H4	9052	D4	9472	A2		
2003	G1	2404	A2	3065	C4	3423	B3	3609	F1	6211	F3	7371	H4	9053	D5	9473	B2		
2004	G1	2405	A2	3066	C5	3424	B2	3610	F1	6212	F4	7380	E3	9054	D4	9500	D2		
2005	G1	2406	B3	3067	A4	3425	B3	3611	F1	6213	F4	7381	E3	9055	A4	9501	D2		
2007	B5	2407	B2	3068	A4	3426	A2	3612	E1	6216	F5	7384	E3	9056	A4	9504	D2		
2008	B5	2408	C3	3069	A4	3427	B3	3614	F1	6220	G4	7400	B3	9057	C5	9505	C1		
2009	G1	2409	B2	3072	A5	3428	C3	3615	F1	6221	G5	7402	C3	9058	G2	9506	D1		
2010	A4	2410	B2	3073	F5	3429	B3	3616	F1	6230	E4	7403	A1	9059	G1	9507	C2		
2011	D5	2411	B2	3074	A5	3430	B3	3617	F1	6231	E4	7407	B3	9060	G1	9508	B2		
2012	C5	2412	C3	3201	H3	3431	B3	3618	B2	6232	E4	7417	B3	9063	B5	9510	D2		
2013	C5	2415	A3	3202	F5	3437	A1	3619	F1	6233	E4	7444	B2	9064	B5	9511	C2		
2014	A3	2416	B3	3203	H2	3438	B2	3620	F1	6235	D3	7445	B2	9065	B4	9513	D1		
2015	A3	2417	B3	3204	H1	3439	B3	3621	E1	6237	E3	7450	A1	9066	B5	9521	E1		
2016	A3	2418	A3	3205	G1	3440	B1	3622	E1	6238	E3	7451	A1	9067	A3	9522	E1		
2018	A5	2419	A2	3206	G1	3441	B3	3623	E1	6247	B4	7469	B2	9068	G3	9524	D1		
2019	A4	2450	A1	3209	G1	3442	B3	3624	E1	6251	F3	7480	F2	9200	E5	9530	B2		
2020	A4	2451	B1	3210	F3	3443	C3	3625	E1	6260	E3	7481	E2	9201	F5	9533	C2		
2021	A4	2452	B1	3211	G3	3444	B2	3626	B2	6262	E3	7501	B2	9202	D3	9534	C2		
2022	A4	2454	A2	3212	F3	3446	B2	3627	A1	6266	F2	7504	D1	9203	D4	9535	C3		
2023	A3	2455	B1	3213	F3	3450	A1	3628	A1	6272	G2	7506	D1	9204	G2	9537	C3		
2024	A3	2456	A2	3214	E5	3451	A1	3629	B2	6280	C4	7512	C3	9205	H1	9539	C3		
2025	C5	2457	A2	3215	E5	3452	B1	3630	A2	6302	H5	7513	C3	9206	H1	9541	D2		
2026	B5	2458	B1	3216	F4	3455	A1	3631	A2	6303	H5	7530	F1	9207	G1	9542	C2		
2027	C5	2459	B1	3220	G4	3456	A2	3632	C3	6304	H5	7540	C4	9216	G2	9543	C2		
2028	B5	2460	B1	3230	F3	3457	A2	3633	A2	6305	H5	7541	C4	9217	G2	9544	D1		
2029	B5	2480	E2	3234	B4	3458	A1	3634	A1	6306	F3	7542	C4	9218	H1	9545	C1		
2030	C5	2502	B2	3235	B4	3459	A1	4000	A5	6308	H5	7543	D2	9219	E3	9547	D1		
2031	C5	2503	B2	3236	B4	3460	B1	4001	D5	6312	H5	7550	D3	9220	G4	9548	D1		
2032	B5	2504	D1	3237	C4	3461	A1	4002	B5	6314	H5	7551	B4	9221	G3	9549	E1		
2033	D5	2505	D1	3238	C4	3462	A1	4003	A5	6315	H5	7552	B4	9222	F3	9550	C1		
2034	A5	2509	D2	3239	D3	3463	A1	4004	C5	6318	H5	7601	F1	9223	F4	9551	C1		
2035	C5	2511	C2	3240	E3	3464	A1	4005	C5	6319	H5	7602	F1	9224	A5	9552	F1		
2036	A4	2512	C3	3241	B4	3465	A2	4006	D5	6321	F3	7603	F1	9225	E3	9556	C1		
2037	A4	2513	C3	3243	B4	3466	A1	4007	C5	6331	H4	7608	F1	9228	E4	9557	E2		
2038	D4	2517	C3	3245	B4	3467	B2	4010	A3	6349	H4	7610	E1	9229	E5	9560	D3		
2039	A4	2518	C3	3246	E1	3468	A1	4011	B3	6350	H4	7616	A1	9230	F3	9561	D3		
2040	D5	2519	E2	3247	B4	3469	A1	4012	A3	6351	H4	7618	A2	9231	E5	9562	C3		
2041	D5	2520	D2	3248	B4	3470	A1	4019	E3	6352	E3	9000	A4	9232	E4	9563	C3		
2042	C5	2521	D1	3249	F3	3471	A1	4039	B1	6353	E3	9001	C5	9233	F2	9565	B4		
2043	C5	2522	D1	3250	F3	3473	B1	4274	G2	6355	H4	9002	A3	9234	F1	9566	D3		
2044	D5	2523	C1	3251	F3	3474	A2	4400	B1	6356	H4	9003	A4	9235	E4	9567	D3		
2045	D5	2524	D1	3252	F3	3479	F2	4410	B2	6357	H4								
2046	B5	2526	C1	3253	F2	3480	B1	4411	B2	6370	H4								
2047	B5	2527	C1	3255	F3	3481	F2	4412	B2	6371	H4								
2048	B1	2528	C1	3266	F2	3482	F2	4413	B3	6372	E3								
2049	A4	2529	F1	3267	F2	3483	B3	4415	E2	6373	E3								
050	C5	2530	F1	3268	G2	3484	B3	4416	B2	6375	E3								
051	C5	2531	D3	3270	F2	3485	E2	4417	B2	6376	E3								
052	D5	2533	D3	3271	F2	3490	B3	4420	A2	6402	B3								
053	D5	2534	D3	3272	F2	3500	B2	4421	B2	6403	C3								
054	B5	2535	C4	3273	G2	3501	B2	4465	A1	6404	C3								
055	B5	2536	D3																

Platine forts signaux FLx.26/.27



8204 004 15593


9204 004 10503



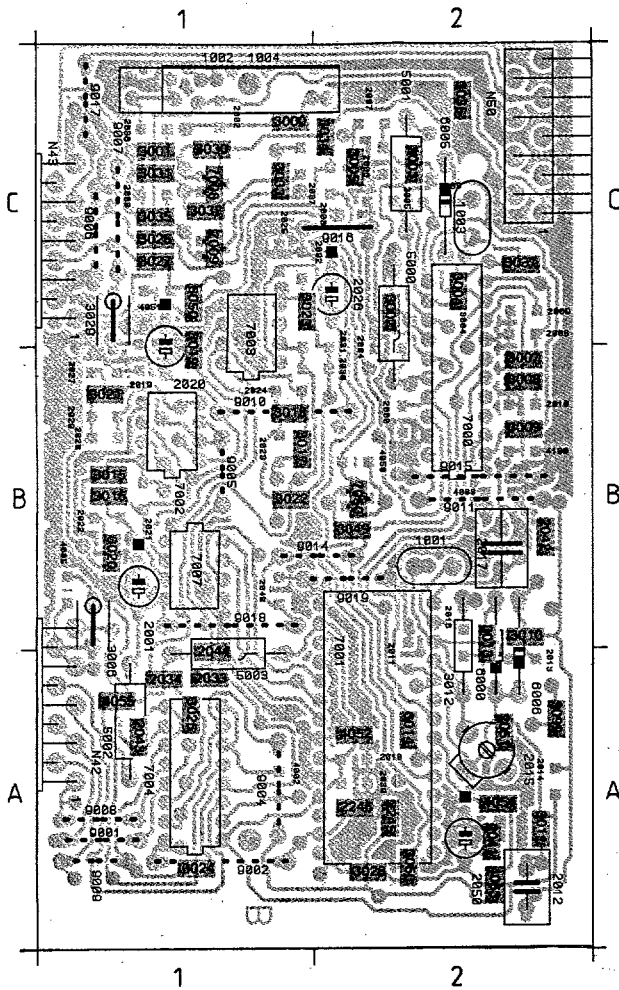
L01	F1	2259	F3	3011	C5	3375	H4	3553	E2	5526	E1	7273	F2	9238	G3	9520	E2
L02	E1	2260	E3	3012	C5	3376	E3	3555	D1	5527	C1	7274	F1	9239	E3	9521	D1
L03	A1	2261	E3	3013	D4	3378	H4	3556	C1	5534	D3	7305	H5	9240	B4	9522	E2
L06	C2	2262	E3	3014	D4	3380	E3	3558	C2	5543	D3	7311	H5	9241	E3	9529	D3
L13	C4	2263	E2	3016	B5	3381	E3	3559	B2	5555	D3	7312	H5	9242	G2	9530	B2
L30	A1	2270	G1	3019	B5	3382	E3	3560	C4	6000	A5	7318	H5	9243	E3	9533	C2
L32	E2	2272	G2	3020	B5	3383	E3	3561	C4	6001	A5	7320	H4	9246	E1	9534	C2
L33	G2	2302	H5	3021	B5	3387	E3	3562	D4	6008	A3	7360	H4	9247	F1	9535	C3
L34	G2	2303	H5	3022	B5	3402	B2	3563	C4	6010	A5	7369	H4	9250	F2	9537	C3
L35	G3	2308	H5	3027	A5	3403	B2	3564	D3	6011	D5	7370	H4	9251	F2	9538	D3
L36	A2	2321	H5	3028	A5	3404	A2	3570	C4	6012	D5	7371	H4	9300	H5	9539	D3
L37	A3	2330	B4	3029	D5	3405	B3	3573	D1	6016	B5	7380	E3	9302	H4	9540	D4
L38	A2	2331	H4	3030	D5	3406	B3	3601	B2	6017	D4	7381	E3	9385	E2	9541	D2
L39	F3	2351	H4	3031	D5	3407	B3	3602	B2	6021	D4	7384	E3	9400	D3	9542	C2
L40	E3	2360	H4	3032	D5	3408	B3	3603	B2	6201	F3	7400	B3	9437	B3	9543	C2
L61	G2	2361	H4	3033	D4	3409	B2	3604	B2	6210	G3	7402	C3	9438	B3	9544	D1
L65	G2	2365	H4	3034	D4	3410	B3	3605	C2	6211	F3	7417	B3	9439	B3	9545	C1
L70	A2	2372	H4	3035	D5	3411	B2	3606	B2	6212	F4	7443	A2	9450	A1	9547	D1
L71	B2	2374	H4	3036	D4	3413	B3	3607	B2	6213	F4	7444	A2	9451	A2	9549	E1
L80	G4	2376	H4	3037	D4	3414	B3	3608	F1	6216	F5	7450	A1	9452	B2	9550	D4
L90	C3	2380	E3	3040	A5	3415	B3	3609	F1	6220	G4	7451	A1	9453	A1	9552	F1
SK1	G3	2381	E3	3041	A5	3417	B3	3610	F1	6221	G5	7469	B2	9454	C3	9557	E2
SK2	B3	2382	E3	3043	C4	3418	B3	3611	F1	6230	E4	7480	F2	9455	B2	9614	E2
0211	A3	2386	E3	3044	A5	3419	B4	3612	E1	6232	E4	7481	E2	9457	A1	9615	B2
039	H5	2401	B3	3049	G1	3421	B3	3613	B2	6235	D3	7501	B2	9459	B3	9625	A2
040	H4	2402	B2	3050	G1	3422	B2	3614	E1	6237	E3	7506	D1	9460	B2	9626	A2
1200	G3	2403	B2	3051	G1	3424	B2	3615	F1	6238	E3	7512	C3	9462	C4	9601	B4
2001	G1	2404	A2	3052	G1	3426	A2	3616	F1	6246	B4	7513	C3	9463	B3	9602	B4
2002	G1	2405	A2	3053	G1	3428	C3	3617	F1	6251	F3	7530	F1	9464	B4	9603	B3
2003	G1	2406	B3	3054	A2	3429	B3	3618	B2	6260	E3	7540	C4	9471	B2		
2004	G1	2407	B2	3060	B5	3430	B2	3619	F1	6262	E3	7541	C4	9472	A2		
2005	G1	2408	C3	3061	B5	3438	C3	3620	F1	6266	F2	7542	C4	9500	D2		
2007	B5	2409	B2	3065	C4	3439	B2	3621	F1	6272	G2	7543	D2	9501	D2		
2008	B5	2410	B2	3066	C5	3440	B3	3622	E1	6280	C4	7550	D3	9502	D2		
2009	G1	2411	B2	3067	A4	3441	B3	3623	E1	6302	H5	7551	D4	9503	D2		
2010	A4	2412	C3	3068	A4	3442	B3	3625	A2	6303	H5	7552	C4	9504	D2		
2011	D5	2413	C3	3069	A4	3443	A2	3626	A1	6304	H5	7601	F1	9507	C1		
2012	C5	2415	A3	3072	A4	3444	A2	3627	B4	6305	H5	7602	F1	9508	B2		
2013	C5	2416	B3	3073	A5	3448	A2	3628	A1	6306	F3	7603	F1	9511	C2		
2014	A3	2417	B3	3074	A5	3450	B1	3629	B2	6308	H5	7608	F1				
2015	A3	2418	A3	3201	H3	3451	B1	3630	F1	6312	H5	7610	E1				
2016	A3	2419	A3	3202	F5	3452	B1	3631	B2	6314	H5	7616	A1				
2018	A5	2450	A1	3203	H2	3453	A1	3632	B3	6315	H5	7618	B2				
2019	A4	2451	A1	3204	H1	3455	A1	3633	B2	6318	H5	7800	B4				
2020	A4	2452	B1	3205	G1	3456	A2	3634	A1	6319	H5	7801	B3				
2021	A4	2453	A1	3209	G1	3457	A2	3653	B2	6331	H4	7802	B4				
2022	A4	2455	B1	3210	F3	3458	A1	3800	B4	6349	H4	9000	A4				
2023	A3	2456	A2	3211	G3	3459	A1	3801	B4	6350	H4	9001	C5				
2024	A3	2457	A2	3212	F3	3460	B1	3802	B4	6351	H4	9003	A4				
2025	C5	2458	B1	3213	F3	3461	A1	3803	B4	6352	E3	9008	B5				
2026	B5	2459	B1	3214	E5	3462	A1	3804	B4	6353	E3	9010	C5				
2027	C5	2460	B1	3215	E5	3463	A1	3805	B4	6355	H4	9012	A4				
2028	B5	2480	E2	3216	F4	3464	A2	3806	B4	6356	H4	9013	A4				
2029	B5	2501	B2	3235	F3	3465	A2	3807	C3	6357	H4	9015	B4				
2030	C5	2502	B2	3238	D3	3467	B1	3809	B4	6370	H4	9017	B5				
2031	C5	2503	B2	3239	D3	3468	A2	3810	B3	6371	H4	9018	F5				
2032	B5	2504	C1	3240	E3	3473	B1	3811	B4	6372	E3	9019	E3				
2033	D5	2507	D1	3241	B4	3479	F2	4000	A5	6373	E3	9020	D5				
2034	A5	2509	D2	3242	B4	3480	B1	4001	D5	6375	E3	9022	A3				
2035	C5	2510	D2	3243	B4	3481	F2	4002	A3	6376	E3	9023	A4				
2036	A4	2511	B2	3244	B4	3482	F2	4003	A5	6403	C3	9024	A4				
2037	A4	2512	C3	3245	B4	3484	B3	4004	C5	6404	C3	9026	A4				
2038	A4	2513	C3	3246	E1	3485	E2	4005	C5	6417	B3	9027	A5				
2039	A4	2517	C3	3247	B4	3500	B2	4006	D5	6422	B2	9028	A5				
2040	D5	2518	C3	3248	B4	3501	C2	4007	C5	6440	B2	9029	B5				
2041	D5	2519	E2	3249	F3	3502	B1	4010	A3	6441	B3	9031	C4				
2042	C5	2520	E2	3250	F3	3503	B2	4011	B3	6451	B1	9032	C5				
2043	C5	2521	D1	3251	F3	3504	D1	4012	A3	6452	B2	9033	C4				
2044	D5	2522	D2	3252	F3	3505	C3	4061	B5	6480	F1	9034	C5				
2045	D5	2523	C1	3253	F2	3506	C1	4074	A5	6506	D1	9035	A4				
2046	B5	2524	D1	3255	F3	3507	D1	4268	F2	6515	C2	9036	A4				
2047	B5	2525	E2	3266	F2	3508	C2	4274	F1	6516	C3	9041	C4				
2049	A4	2526	E2	3267	F2	3509	C2	4401	B4	6517	C3	9042	C4				
2050	C5	2527	D1	3268	G2	3510	D1	4402	C4	6519	E2	9043	D5				
2051	C5	2529	F1	3270	F2	3511	D3	4403	B2	6520	E2	9045	D4				
2052	D5	2530	F1	3271	F2	3512	C3	4404	B3	6526	C1	9046	D4				
2053	D5	2531	D3	3272	F2	3513	C3	4405	A1	6527	C1	9047	E5				
2054	B5	2533	D3	3273	G2	3514	F2	4406	B2	6529	F1	9048	D4				
2055	B5	2534	D3	3274	F1	3515	C3	4407	B2	6534	D3	9050	A4				
2056	C5	2535	C4	3275	G2	3516	C3	4408	B4	6536	C3	9051	D4				
2057	C5	2536	C4	3298	F5	3517	C3	4409	B4	6542	C3	9052	D5				
2058	D5	2537	D4	3299	F5	3518	D2	4461	B2	6546	C2	9053	D5				
2059	D5	2541	C4	3300	H5	3519	E2	4508	B2	6547	D3	9054	D4				
2060	B5	2542	C4	3304	H5	3520	E2	4511	F1	6551	C4	9055	A4				
2061	B5	2543	C4	3305	H5	3521	E2	4512	D4	6570	C4	9056	A3				
2065	C4	2544	C3	3306	F3	3522	C1	4530	D2	6611	B2	9057	C5				
2066	D6	2545	C3	3308	H5	3523	D1	4531	D2	6633	B2	9058	G2				
207	A4	2546	D2	3309	H5	3524	D1	4533	D3	6801	B3	9059	G1				
2070	A5	2547	C2	3310	H5	3525	E2	4601	F1	6802	B4	9060	G1				
2071	A5	2548	D2	3311	H5	3526	B2	4802	B4	6803	B4	9063	B5				
2072	D4	2551	C4	3312	H5	3527	F1	4803	B3	6804	B3	9064	B5				
2073	D4	2560	D4	3313	H5	3528	D3	4804	B3	7000	C5	9065	B4				
2074	A5	2600	F1	3314	H5	3529	F1	5202	H2	7001	D5	9066	B5				
2200	H3	2601	B2	3317	H5	3530	F1	5204	H2	7002	C5	9067	A3				



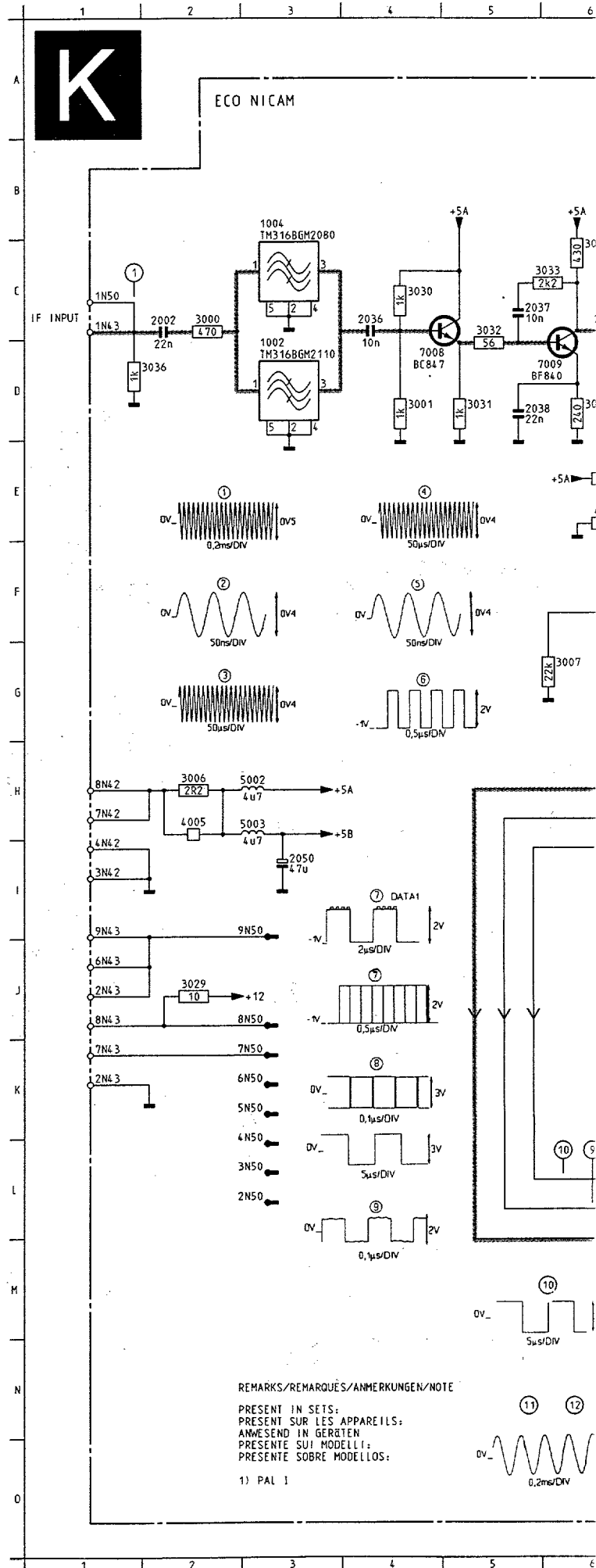
Platine forts signaux FLx.24

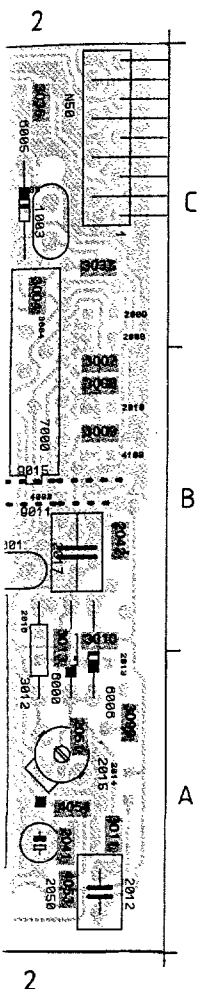


NICAM

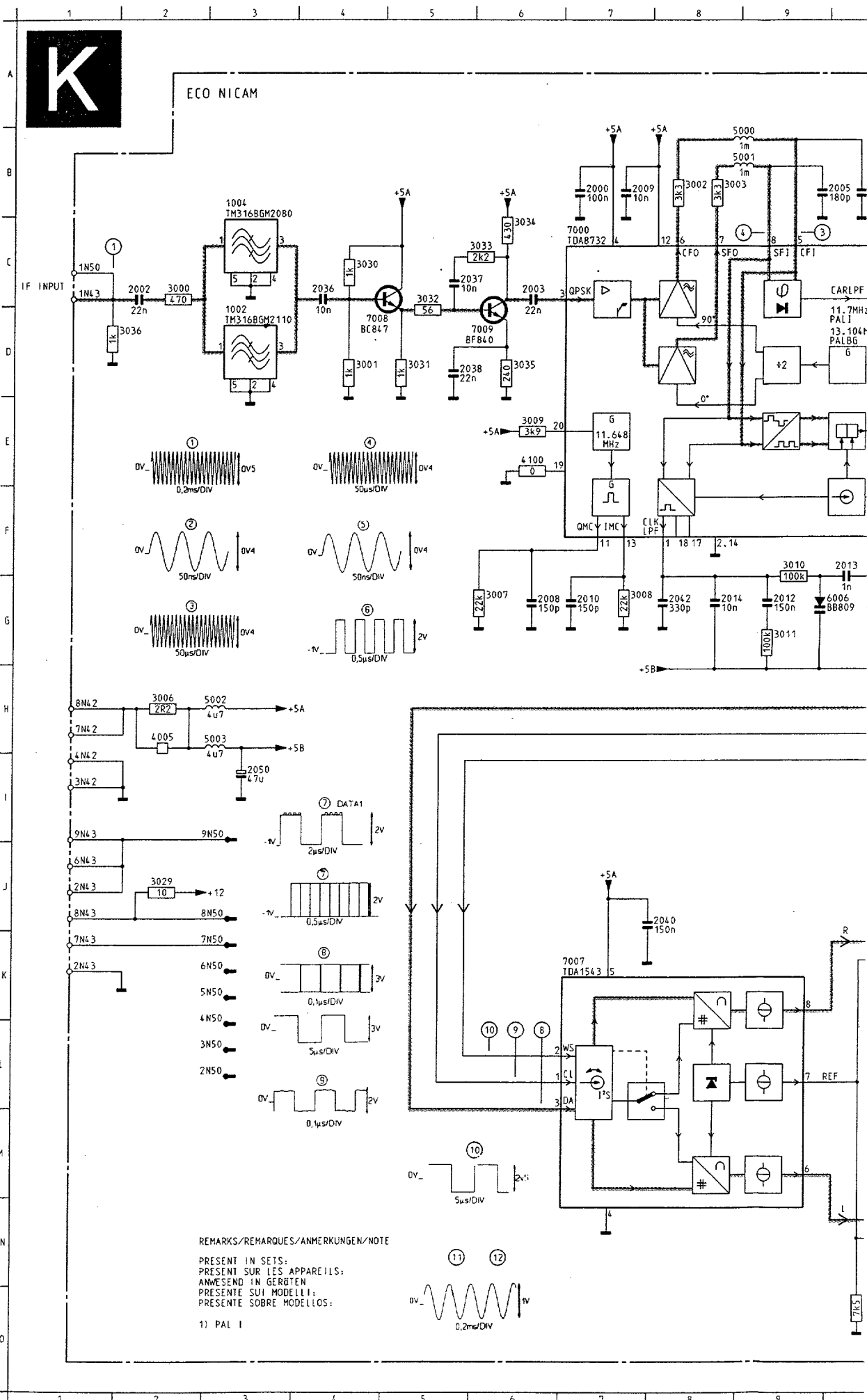


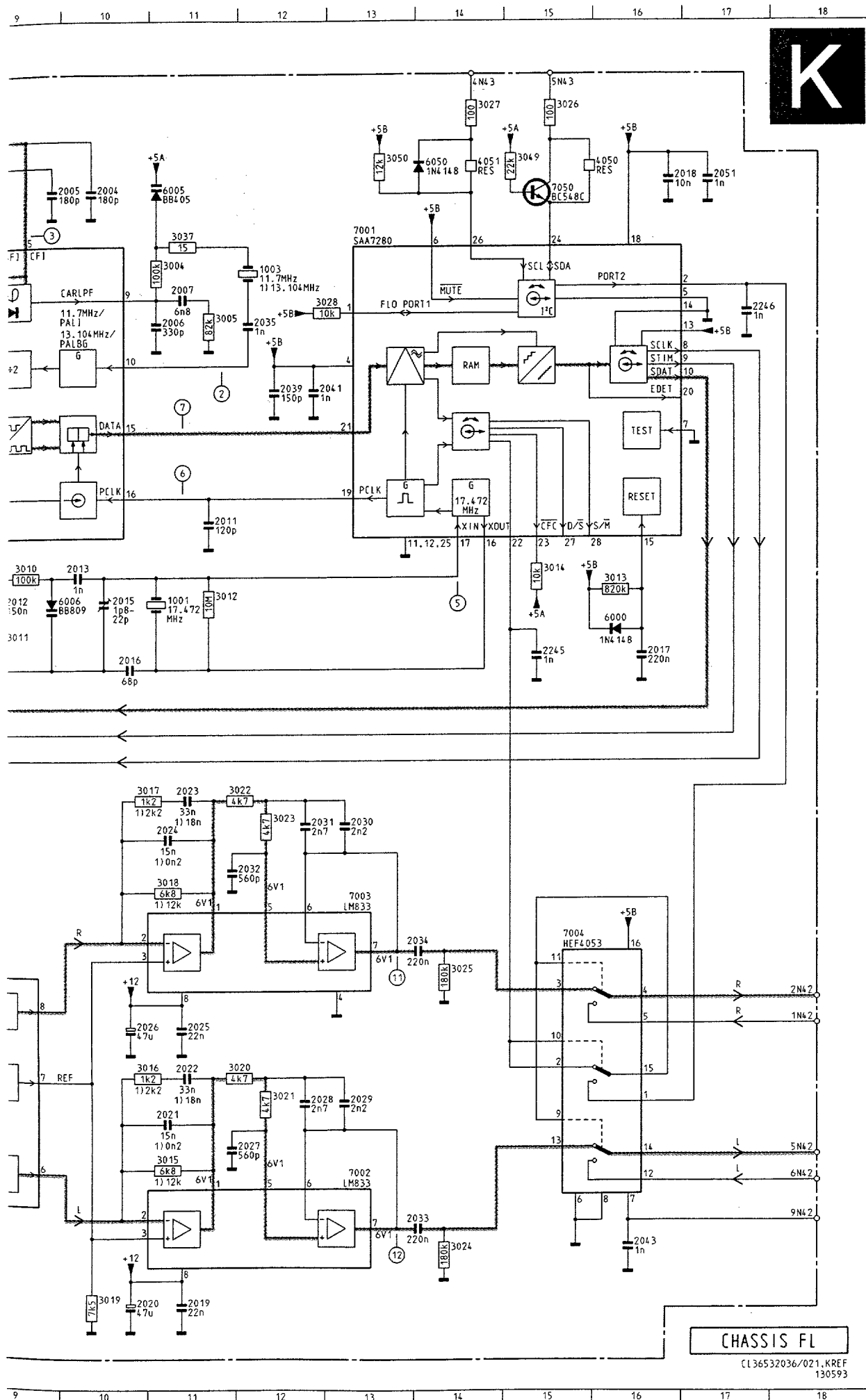
N42	A1	2018	A2	2043	A1	3019	B1	4050	B2	9002	A1
N43	C1	2019	B1	2044	A1	3020	B1	4051	C1	9004	A1
N50	C2	2020	B1	2050	A2	3021	B1	4052	A2	9005	B1
1001	B2	2021	B1	2051	A2	3022	B1	4053	A2	9006	C1
1002	C1	2022	B1	2245	A2	3023	C1	4054	A2	9007	C1
1003	C2	2023	B1	2246	A2	3024	A1	4055	A1	9008	A1
1004	C1	2024	B1	3000	C1	3025	A1	4100	B2	9009	A1
2000	B2	2025	C1	3001	C1	3026	C1	5000	C2	9010	B1
2001	B1	2026	C2	3002	C2	3027	C1	5001	C2	9011	B2
2002	C1	2027	B1	3003	C2	3028	A2	5002	A1	9014	B2
2003	C2	2028	B1	3004	C2	3029	C1	5003	A1	9015	B2
2004	B2	2029	B1	3005	C2	3030	C1	6000	A2	9016	C2
2005	C2	2030	B2	3006	B1	3031	C1	6005	C2	9017	C1
2006	C2	2031	B2	3007	B2	3032	C1	6006	A2	9018	B1
2007	C2	2032	C1	3008	B2	3033	C1	6050	C1	9019	B2
2008	B2	2033	A1	3009	B2	3034	C2	7000	B2		
2009	C2	2034	A1	3010	A2	3035	C1	7001	A2		
2040	B2	2035	C2	3011	A2	3036	C2	7002	B1		
2011	A2	2036	C1	3012	A2	3037	C2	7003	B1		
2012	A2	2037	C1	3013	A2	3049	B2	7004	A1		
2013	A2	2038	C1	3014	A2	3050	A2	7007	B1		
2014	A2	2039	A2	3015	B1	3099	A2	7008	C1		
2015	A2	2040	B1	3016	B1	4002	A1	7009	C1		
2016	A2	2041	A2	3017	B1	4003	B2	7050	B2		
2017	B2	2042	B2	3018	B1	4005	B1	9001	A1		





4050	B2	9002	A1
4051	C1	9004	A1
4052	A2	9005	B1
4053	A2	9006	C1
4054	A2	9007	C1
4055	A1	9008	A1
4100	B2	9009	A1
5000	C2	9010	B1
5001	C2	9011	B2
5002	A1	9014	B2
5003	A1	9015	B2
6000	A2	9016	C2
9005	C2	9017	C1
9006	A2	9018	B1
9050	C1	9019	B2
7000	B2		
7001	A2		
7002	B1		
7003	B1		
7004	A1		
7007	B1		
7008	C1		
7009	C1		
7050	B2		
9001	A1		

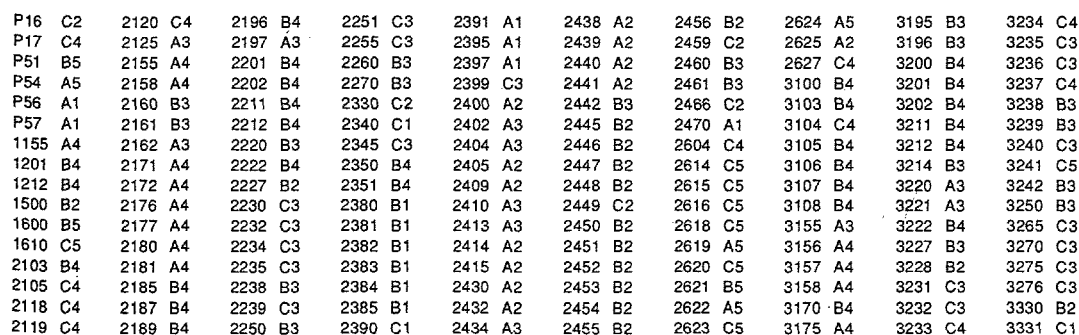




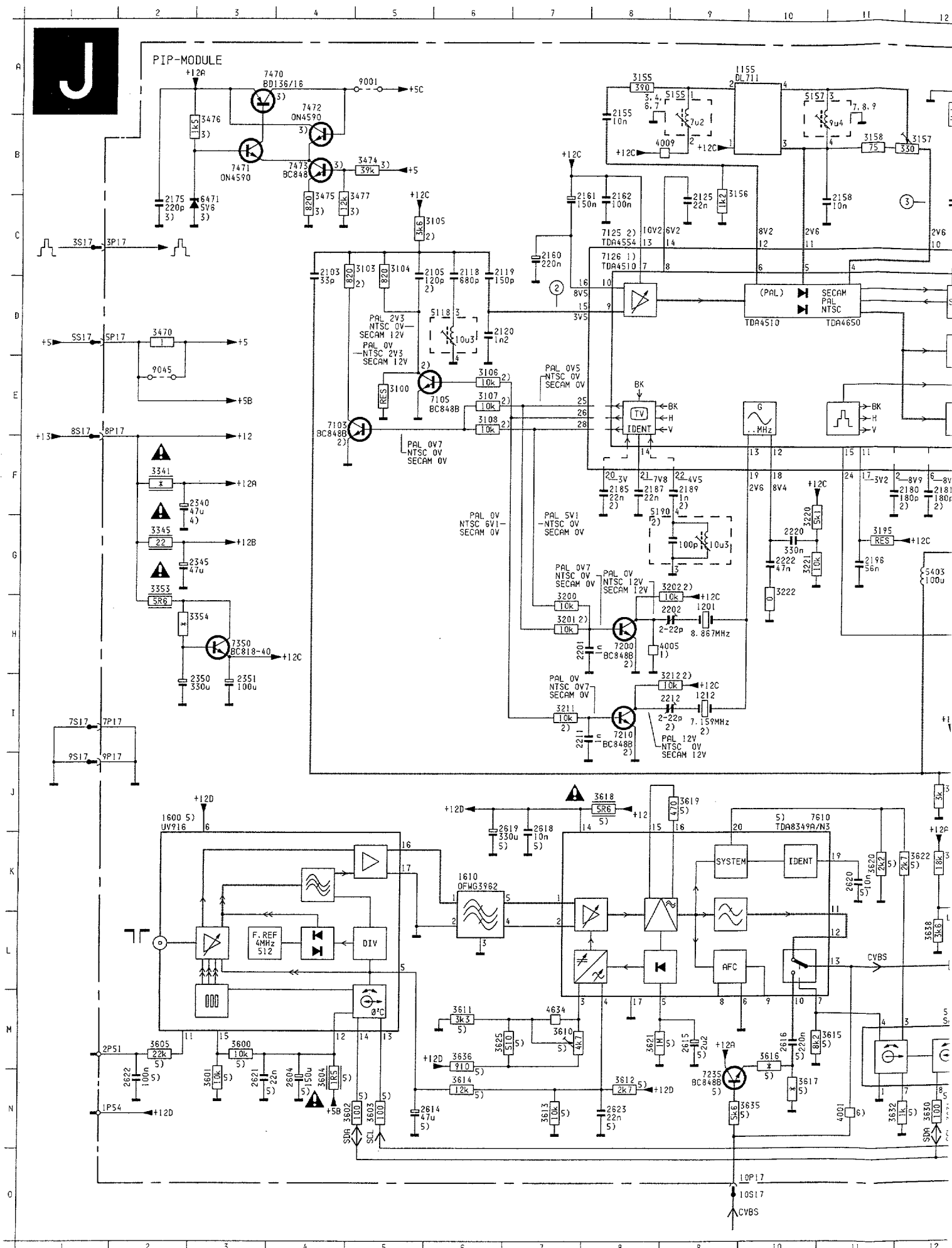
1001	611
1002	D 3
1003	C 12
1004	B 3
2000	B 7
2002	C 2
2003	C 6
2004	B 10
2005	B 9
2006	D 11
2007	C 11
2008	G 6
2009	B 7
2010	G 7
2011	F 11
2012	G 9
2013	F 10
2014	G 8
2015	G 10
2016	G 10
2017	G 16
2018	B 16
2019	O 11
2020	O 10
2021	M 11
2022	L 11
2023	L 11
2024	L 11
2025	L 11
2026	L 10
2027	M 12
2028	L 12
2029	L 13
2030	L 13
2031	L 12
2032	J 12
2033	N 14
2034	K 14
2035	D 12
2036	C 4
2037	C 5
2038	D 5
2039	D 12
2040	J 8
2041	D 12
2042	G 8
2043	N 16
2050	I 3
2051	B 17
2245	G 15
2246	D 17
3000	C 2
3001	D 4
3002	B 8
3003	B 8
3004	C 11
3005	D 11
3006	H 2
3007	G 6
3008	G 7
3009	E 6
3010	F 9
3011	G 9
3012	G 11
3013	G 16
3014	F 15
3015	M 11
3016	L 10
3017	I 10
3018	J 11
3019	O 10
3020	L 12
3021	L 12
3022	L 12
3023	L 12
3024	N 14
3025	K 14
3026	A 15
3027	A 14
3028	C 13
3029	J 2
3030	C 4
3031	D 5
3032	C 5
3033	C 6
3034	C 6
3035	D 6
3036	D 1
3037	C 11
3049	B 15
3050	B 13
4005	H 2
4050	B 16
4051	B 14
4100	E 6
5000	B 9
5001	B 9
5002	H 3
5003	H 3
6000	G 16
6005	B 11
6006	G 9
6050	B 14
7000	C 7
7001	C 13
7002	M 13
7003	J 13
7004	K 15
7007	K 7
7008	D 5
7009	D 6
7050	B 15
P16	C2
P17	C4
P51	B5
P54	A5
P56	A1
P57	A1
1155	A4
1201	B4
1212	B4
1500	B2
1600	B5
1610	C5
2103	B4
2105	C4
2118	C4
2119	C4

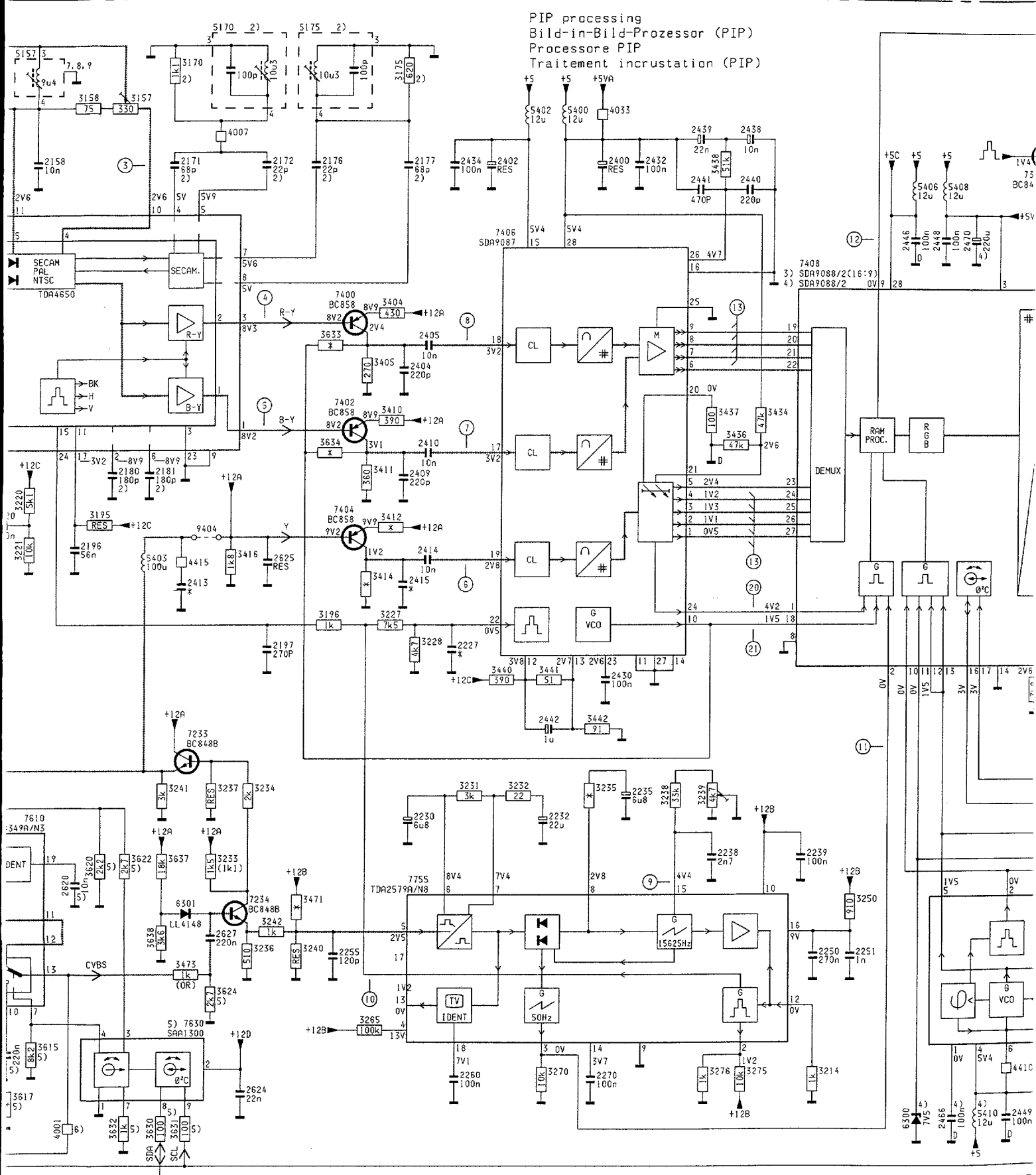
CHASSIS FL

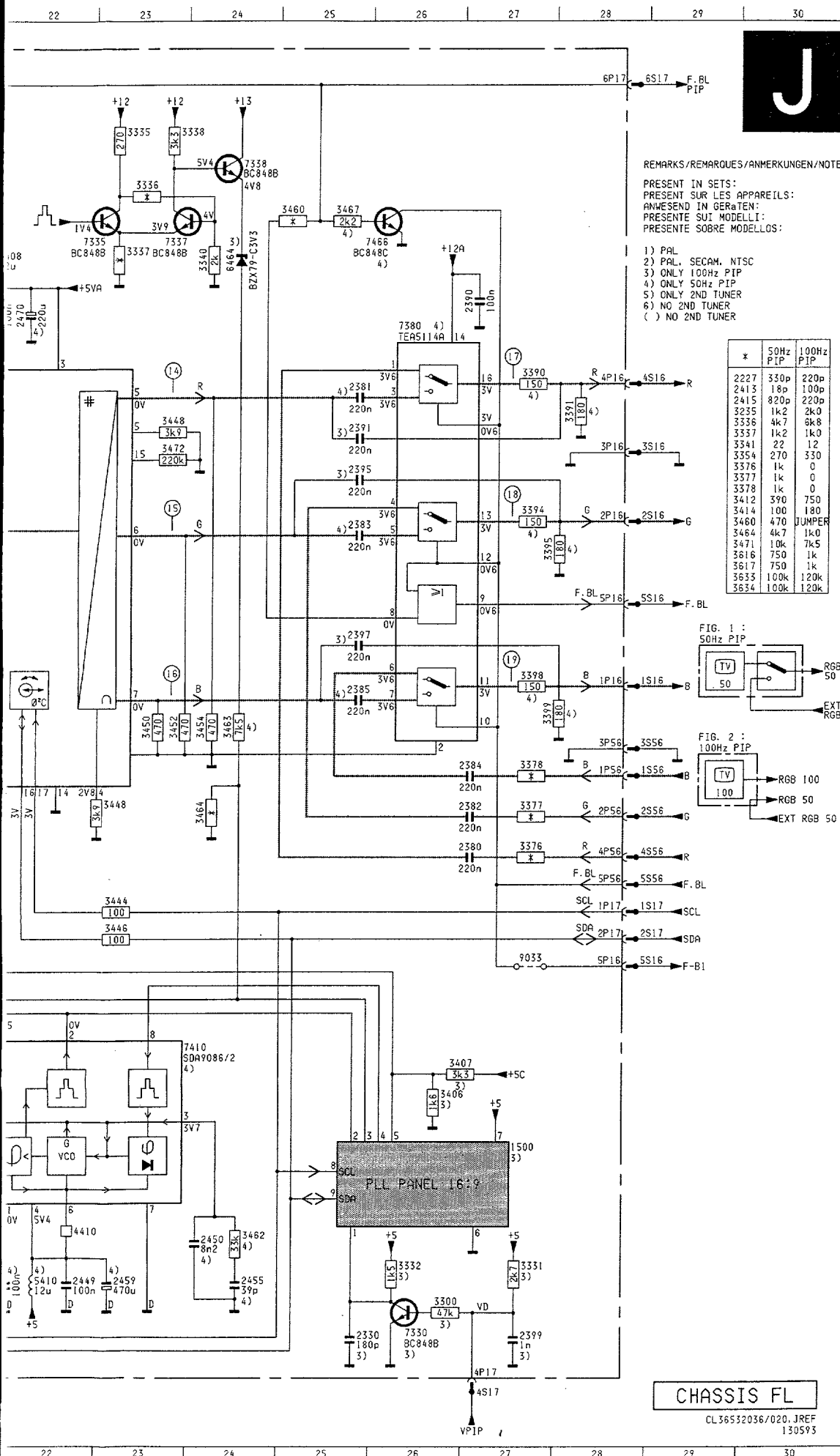
CL36532036/021,KREF
130593



3332	B1	3636	B5	7473	B1
3335	C2	3637	C4	7610	C5
3336	C1	3638	C4	7630	B5
3337	C2	3997	B3	7755	C3
3338	C1	4001	C4	9001	C1
3340	C1	4002	B1	9002	B4
3341	C1	4003	B2	9003	A4
3345	C4	4005	B4	9004	A4
3353	C4	4007	A4	9007	B4
3354	C4	4008	C1	9010	C2
3376	A1	4009	A3	9011	C3
3377	A1	4011	C4	9012	C2
3378	B1	4012	C2	9013	C2
3380	A1	4013	A3	9014	A5
3381	A1	4014	B2	9015	A2
3382	A1	4015	B2	9016	A2
3383	A1	4016	C5	9017	A3
3384	A1	4017	A4	9018	A3
3385	A1	4018	B4	9020	C1
3386	A1	4019	B4	9024	B2
3387	A1	4020	C4	9025	A2
3388	A1	4021	B4	9026	A2
3390	B1	4022	C1	9027	A1
3391	B1	4023	A1	9028	A1
3394	B1	4024	C2	9029	A1
3395	B1	4025	C2	9030	A1
3398	B1	4026	B3	9031	B1
3399	B1	4027	C2	9032	B2
3404	A3	4028	C3	9033	B1
3405	A2	4029	C4	9034	B1
3406	B2	4046	A3	9035	B1
3407	B2	4047	A1	9036	B1
3410	A2	4048	A3	9039	A1
3411	A2	4049	A1	9040	B4
3412	A2	4300	C1	9041	C2
3413	A2	4402	C2	9042	B1
3414	A2	4403	C2	9045	C3
3416	A2	4404	C2	9046	A4
3420	C1	4410	C2	9048	C2
3434	A2	4411	C2	9050	B3
3435	A2	4415	A3	9051	B3
3436	A2	4417	C2	9052	B2
3437	A2	4418	C2	9404	A3
3438	A2	4419	C2		
3440	B3	4420	C2		
3441	B3	4421	C2		
3442	B3	4631	B5		
3444	B3	4632	B5		
3446	B3	4633	A2		
3448	B2	4634	C5		
3450	B2	5048	C2		
3452	B2	5118	C4		
3454	B2	5155	A3		
3460	C1	5157	A4		
3462	B2	5170	B4		
3463	C2	5175	A4		
3464	C2	5190	B4		
3465	B1	5400	A2		
3467	C1	5402	A3		
3471	C3	5403	A3		
3472	B3	5406	B1		
3473	C4	5408	B1		
3474	B1	5410	C1		
3475	B1	6300	B2		
3476	B1	6301	C4		
3477	B1	6464	C2		
3480	B2	6471	B1		
3600	B5	7103	B5		
3601	B5	7105	B4		
3602	B5	7125	B4		
3603	B5	7126	B4		
3604	C4	7200	B4		
3605	B5	7210	B4		
3610	C5	7233	C4		
3611	B5	7234	C4		
3612	B5	7235	C4		
3613	C5	7330	B1		
3614	C5	7335	C2		
3615	C5	7337	C1		
3616	C4	7338	C1		
3617	C5	7350	B4		
3618	C5	7380	B1		
3619	C5	7381	A1		
3620	C5	7385	A1		
3621	C5	7387	A1		
3622	B5	7400	A2		
3624	C4	7402	A2		
3625	B5	7404	A2		
3626	B5	7406	A2		
3630	B5	7408	B2		
3631	B5	7410	C2		
3632	B5	7466	C1		
3633	A2	7470	C1		
3634	A2	7471	C1		
3635	C4	7472	C1		

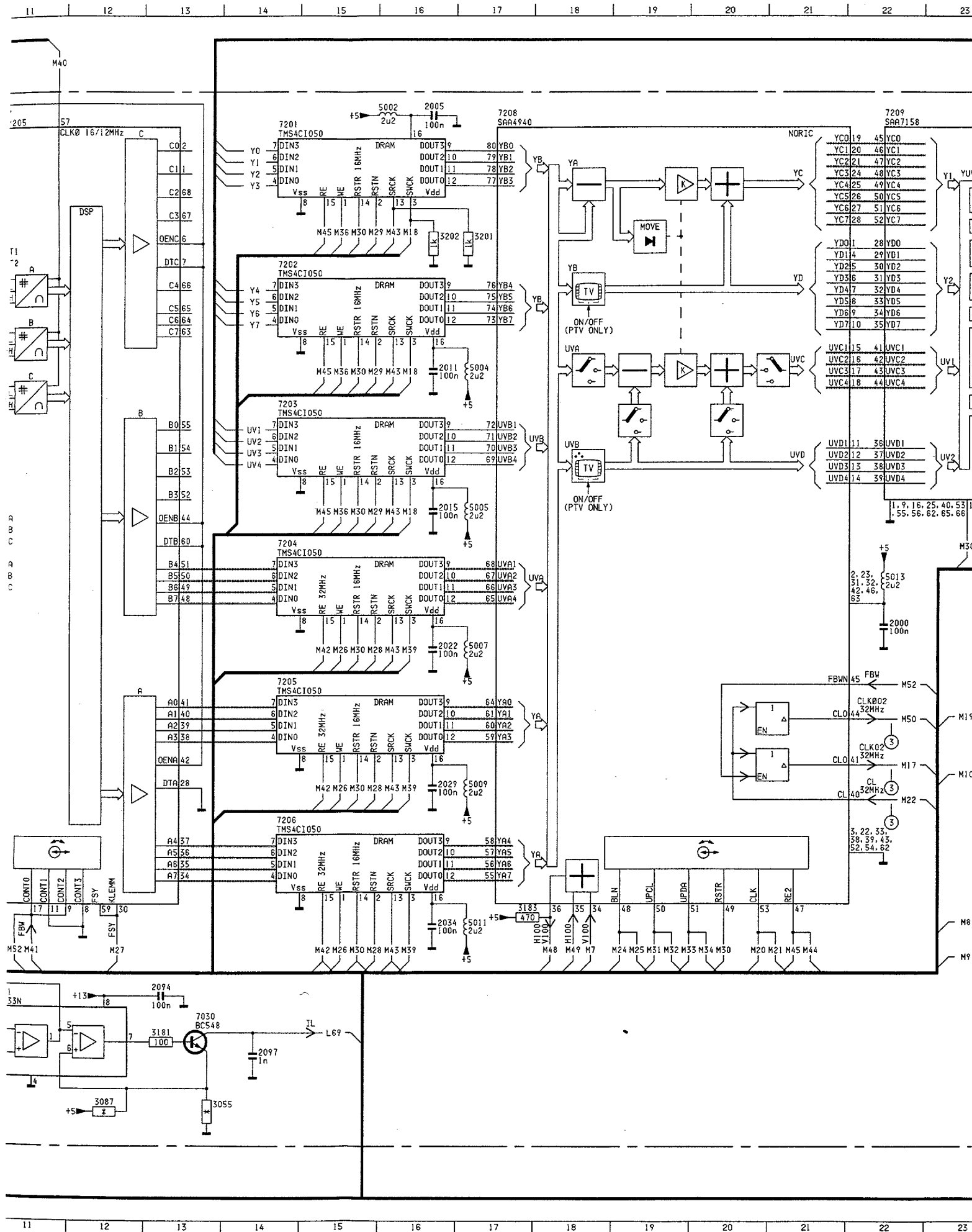


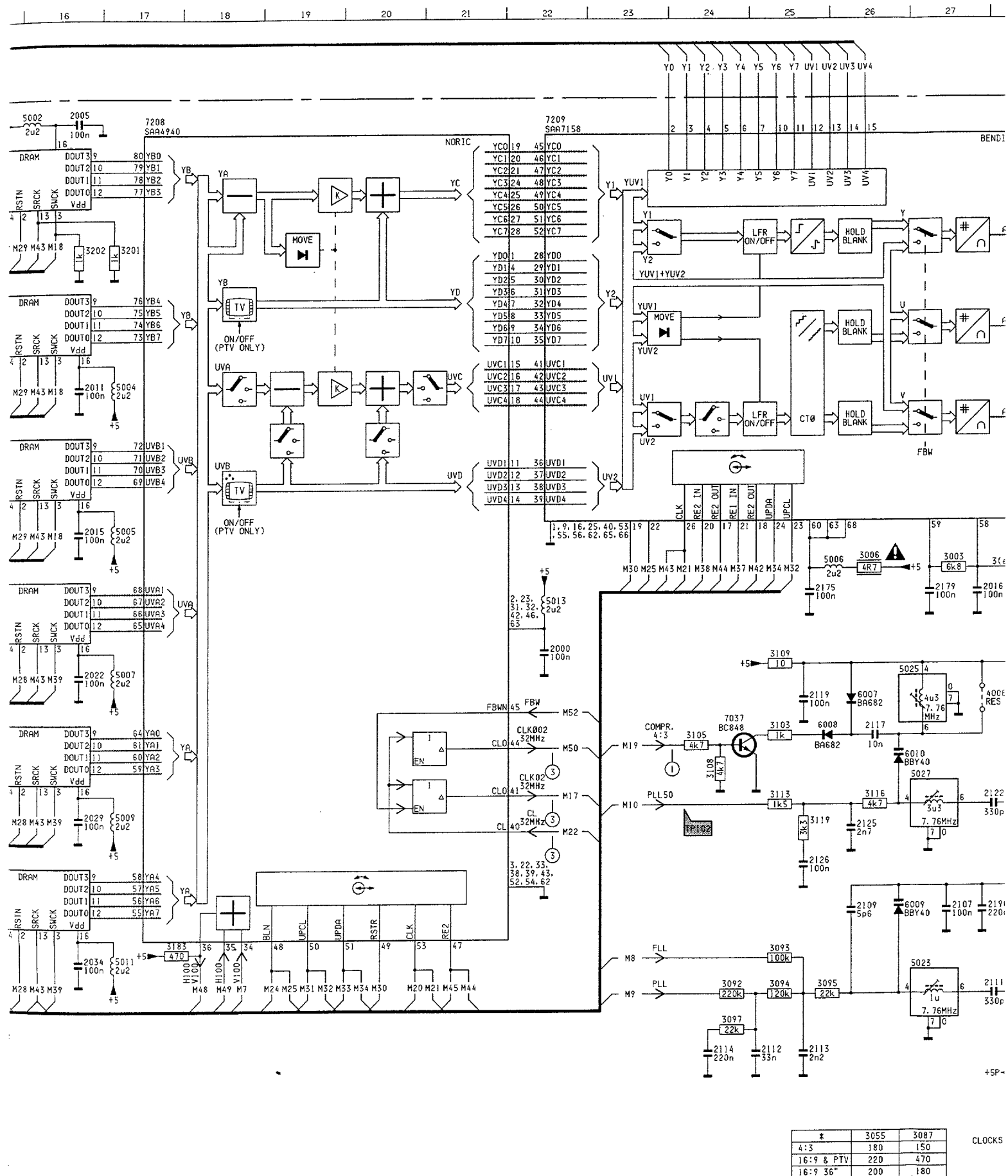




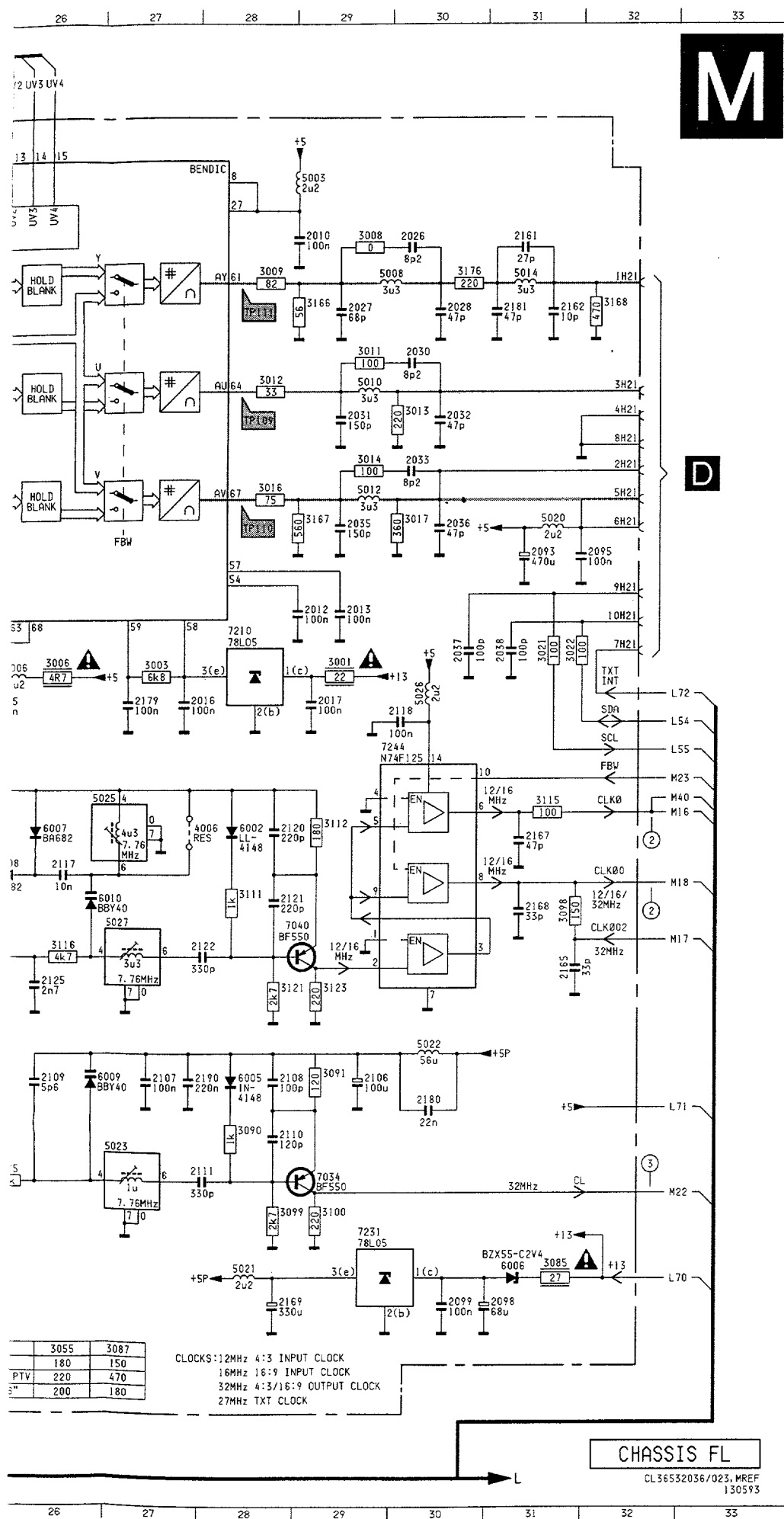
1155	A 9	3201	H 7	4007	B13
1201	H 9	3202	G 9	4009	B 8
1212	I 9	3211	I 7	4033	B17
1500	L27	3212	I 9	4410	M22
1600	J 2	3214	M20	4415	G12
1610	K 6	3220	G10	4634	M 7
2103	D 4	3221	G10	5118	D 5
2105	D 5	3222	G10	5155	A 8
2118	D 6	3227	H15	5157	A10
2119	D 6	3228	H15	5170	A13
2120	D 6	3231	J16	5175	A14
2125	C 9	3232	J16	5190	G 8
2155	B 8	3233	K13	5400	B17
2158	C11	3234	J13	5402	B16
2160	C 7	3235	J17	5405	G12
2161	C 7	3236	L13	5406	C21
2162	C 8	3237	J13	5408	C21
2171	C12	3238	J18	5410	M22
2172	C13	3239	J19	6300	N21
2175	C 2	3240	L14	6301	K12
2176	C14	3241	J12	6464	C24
2177	C15	3242	L13	6471	C 3
2180	F11	3250	K20	7103	E 4
2181	F12	3265	M15	7105	E 5
2185	F 8	3270	M17	7125	C 8
2187	F 8	3275	M19	7126	C 8
2189	F 9	3276	M19	7200	H 8
2196	G11	3300	N26	7210	I 8
2197	H13	3331	N27	7233	I12
2201	H 7	3332	N26	7234	K13
2202	H 9	3335	A23	7235	N 9
2211	I 7	3336	B23	7235	N26
2212	I 9	3337	C25	7335	C23
2220	G10	3338	A23	7337	C23
2222	G10	3340	C24	7338	B24
2227	H16	3341	F 2	7350	H 3
2230	J15	3345	G 2	7380	D26
2232	J17	3353	G 2	7400	D14
2235	J18	3354	H 2	7402	E14
2238	K19	3376	I27	7404	G14
2239	K20	3377	I27	7406	C16
2250	L20	3378	M27	7408	D20
2251	L20	3390	D27	7410	K23
2255	L14	3391	D28	7466	C26
2260	M16	3394	F27	7470	A 3
2270	M17	3395	F27	7471	B 3
2330	Q25	3398	G27	7472	A 4
2340	F 2	3399	H27	7475	B 4
2345	G 2	3404	D15	7610	J11
2350	I 2	3405	E15	7630	M13
2351	I 3	3406	L26	7755	K15
2380	I27	3407	L26	9001	A 5
2381	D25	3410	F15	9033	J27
2382	I27	3411	F15	9045	E 2
2383	F25	3412	G15	9404	G13
2384	H27	3414	G15		
2385	H25	3416	G13		
2390	C27	3434	E19		
2391	E25	3436	F19		
2395	E25	3437	E19		
2397	Q25	3438	C19		
2399	Q27	3440	I16		
2400	C17	3441	I17		
2402	C16	3442	I17		
2404	E15	3444	J23		
2405	E15	3446	J23		
2409	F15	3448	E23		
2410	F15	3448	I23		
2413	H12	3450	H23		
2414	G15	3452	H23		
2415	H15	3454	H24		
2430	I17	3460	B25		
2432	C18	3462	M24		
2434	C16	3463	H24		
2438	B19	3464	I24		
2439	B18	3467	B25		
2440	C19	3470	D 2		
2441	K14	3471	K14		
2442	I17	3472	E23		
2446	C21	3473	L12		
2448	C21	3474	B 5		
2449	N22	3475	B 4		
2450	M24	3476	B 3		
2455	N24	3477	B 4		
2459	N23	3600	M 3		
2466	N21	3601	N 3		
2470	C22	3602	N 5		
2604	N 4	3603	N 5		
2614	N 5	3604	N 4		
2615	M 9	3605	M 2		
2616	M10	3610	M 7		
2618	K 7	3611	M 6		
2619	K 6	3612	N 8		
2620	K11	3613	N 7		
2621	N 3	3614	N 6		
2622	N 2	3615	M11		
2623	N 8	3616	M10		
2624	N13	3617	N10		
2625	G13	3618	J 8		
2627	L13	3619	J 9		
3100	E 5	3620	K11		
3103	C 5	3621	M 8		
3104	C 5	3622	K12		
3105	C 5	3624	L13		
3106	E 6	3625	M 6		
3107	E 6	3630	N12		
3108	E 6	3631	N12		
3155	A 8	3632	N12		
3156	B 9	3633	E14		
3157	B12	3634	F14		
3158	B11	3635	N10		
3170	A12	3636	M 6		
3175	A15	3637	K12		
3195	G11	3638	L12		
3196	H14	4001	N11		
3200	H 7	4005	H 8		

LFR box FLx.24/.26 (Digital Scan)

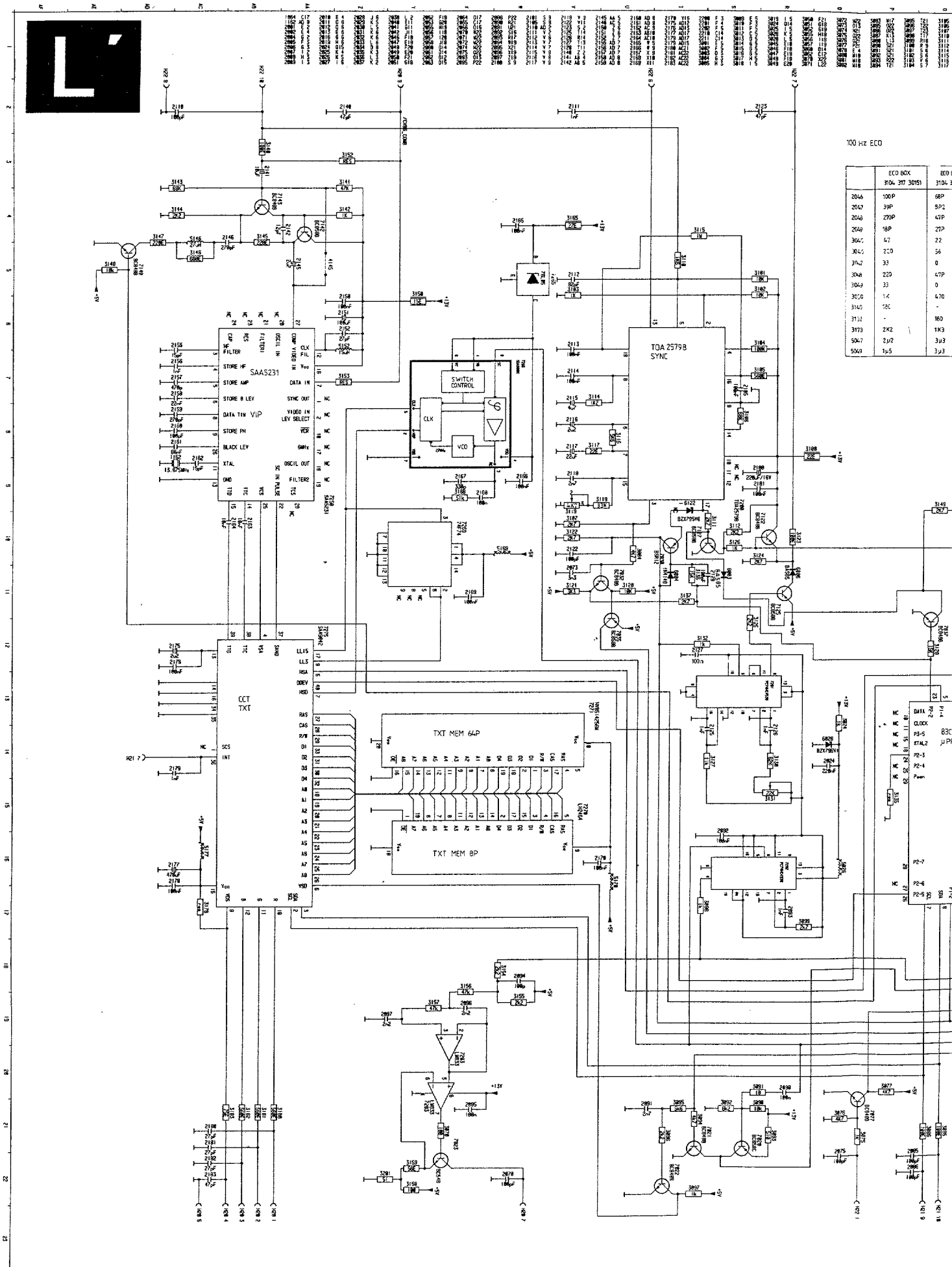




LFR box FLx.24/.26 (Digital Scan)

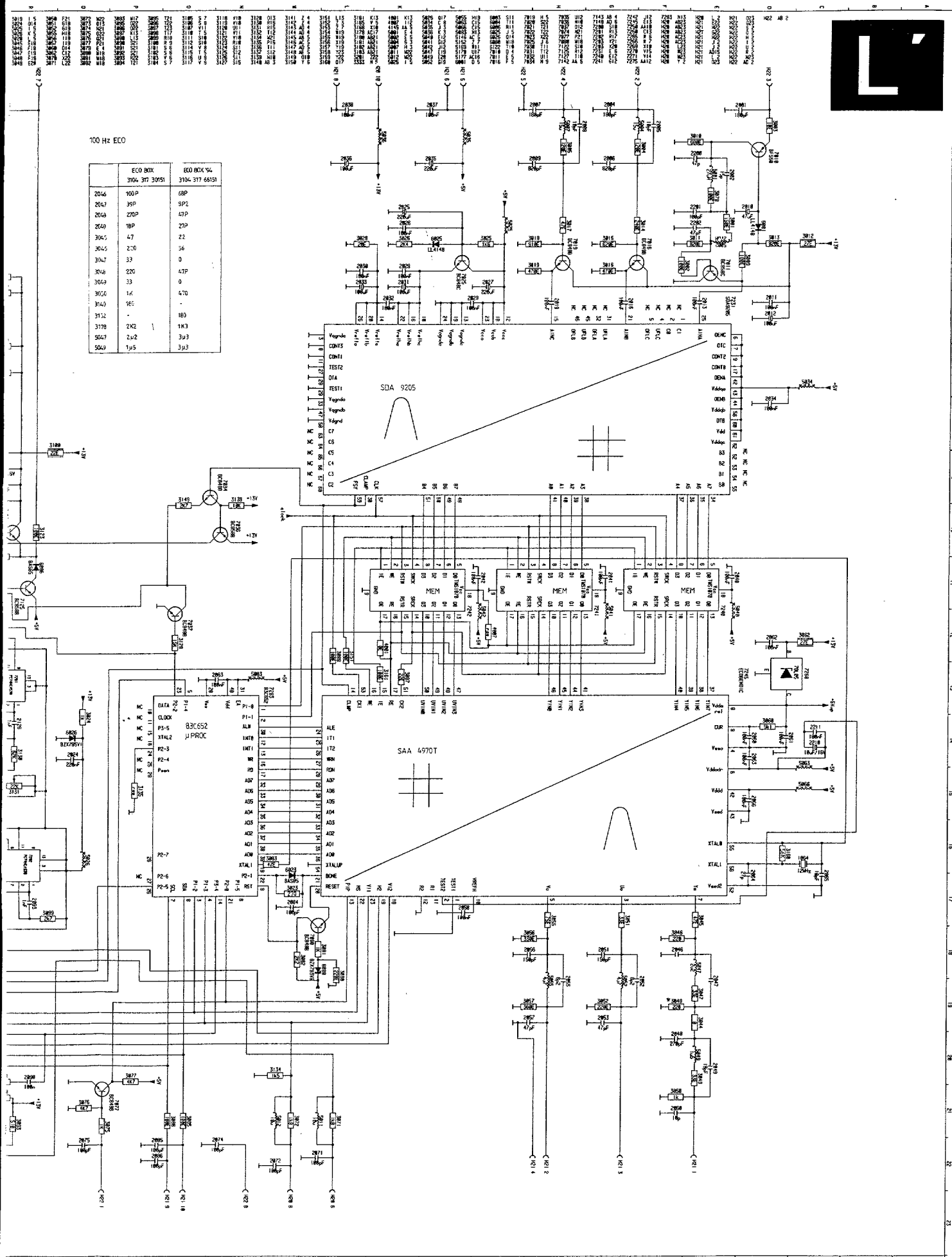


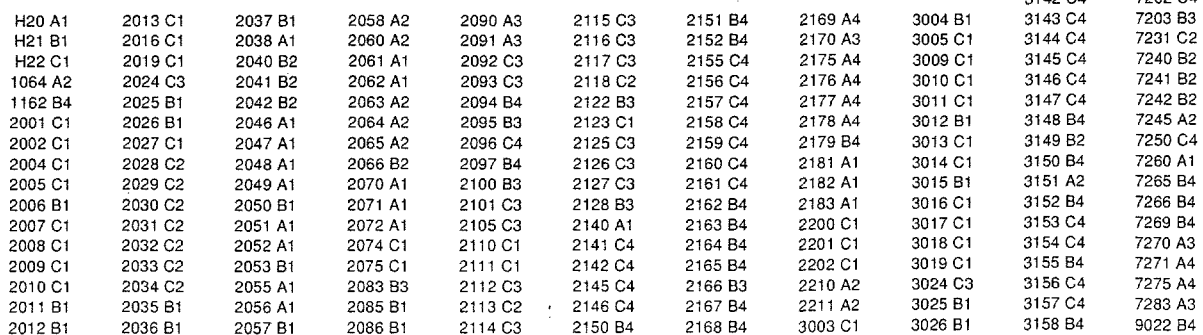
A	1001	H 2	3021	G31	7026	B 4
	2000	H22	3022	G31	7027	M 4
	2001	B 9	3055	N13	7029	N 8
	2002	B 9	3057	I 2	7030	M13
	2003	B 9	3058	I 9	7034	L29
	2004	B10	3059	L 2	7035	B 5
	2005	B16	3060	I 9	7036	C 5
	2006	G 9	3061	M 6	7037	L24
	2007	G10	3062	M 8	7038	C 6
	2010	C29	3063	M 8	7039	E 5
B	2011	E16	3064	N 2	7040	J29
	2012	F29	3065	N 4	7042	F 8
	2013	F29	3066	N 4	7120	H 3
	2014	F 8	3067	M 7	7201	B14
	2015	G16	3068	B 4	7202	D14
	2016	G27	3071	K 9	7203	E14
	2017	G29	3074	M 4	7204	G14
	2018	F10	3075	C 4	7205	E14
	2022	H16	3076	N 3	7206	K14
	2023	E 9	3078	M 3	7207	B11
C	2026	C30	3079	M 2	7208	B17
	2027	C29	3082	M 9	7209	G28
	2028	C30	3083	M 9	7210	G28
	2029	J16	3084	M 9	7219	H 6
	2030	D30	3085	M31	7221	M11
	2031	D29	3086	N10	7231	M29
	2032	D30	3087	N12	7244	H29
	2033	E30	3089	B 7		
	2034	L16	3090	L28		
	2035	F29	3091	K29		
D	2036	F30	3092	L24		
	2037	G30	3093	L25		
	2038	G31	3094	L25		
	2038	H 4	3095	L25		
	2084	H 8	3096	K 6		
	2085	I10	3097	M24		
	2086	H 2	3098	I31		
	2087	I 2	3099	M28		
	2088	N 2	3100	M29		
	2090	N 9	3101	B 5		
E	2091	C 3	3102	C 6		
	2092	M 2	3103	I25		
	2093	F31	3104	C 5		
	2094	M13	3105	I24		
	2095	F32	3106	D 4		
	2096	M10	3107	D 5		
	2097	N14	3108	J24		
	2098	N31	3109	M25		
	2099	N30	3110	D 7		
	2102	N10	3111	I28		
F	2103	B 7	3112	I29		
	2105	B 6	3113	J25		
	2106	K29	3114	E 4		
	2107	K27	3115	H51		
	2108	K28	3116	J26		
	2109	K26	3118	E 5		
	2110	L28	3119	J25		
	2111	L28	3120	E 5		
	2112	M25	3121	J28		
	2113	M25	3123	J29		
G	2114	M24	3125	F 4		
	2115	D 8	3127	G 5		
	2116	D 3	3128	G 5		
	2117	I26	3163	D 3		
	2118	G30	3166	C29		
	2119	I25	3167	E29		
	2120	I28	3168	C32		
	2121	I28	3176	C30		
	2122	J28	3181	M13		
	2123	D 8	3183	L17		
H	2124	E 3	3201	C17		
	2125	J26	3202	C16		
	2126	K25	3203	N 4		
	2127	E 8	3228	N 8		
	2128	G 3	4006	I27		
	2130	E 4	5000	G 9		
	2131	E 4	5001	B 8		
	2132	D 4	5002	B16		
	2133	D 4	5003	B29		
	2134	G 4	5004	E17		
I	2136	F 4	5005	G17		
	2150	F 7	5006	G26		
	2151	E10	5007	E11		
	2152	B 6	5008	C19		
	2161	C31	5009	J27		
	2162	C31	5010	D29		
	2163	M 7	5011	L17		
	2164	M 7	5012	E29		
	2165	J31	5013	G22		
	2166	L 6	5014	C31		
J	2167	I31	5020	E31		
	2169	N28	5021	M28		
	2170	C 5	5022	K30		
	2175	G25	5023	L27		
	2179	G27	5025	H26		
	2180	K30	5026	G30		
	2181	C31	5027	J27		
	2185	E 9	5030	C 4		
	2186	F 9	5031	E 4		
	2187	B 8	5032	F 4		
K	2190	K27	5033	N 8		
	2000	F 9	6000	F 8		
	3001	G29	6002	I28		
	3002	G 8	6004	M 4		
	3003	G27	6006	H31		
	3004	N 7	6007	M26		
	3006	G26	6008	I25		
	3007	E 9	6009	K26		
	3008	C29	6010	I26		
	3009	C28	6013	M 4		
L	3011	D29	6014	N 4		
	3012	D28	7000	F 9		
	3013	D30	7022	I 9		
	3014	E29	7023	M 8		
	3016	E28	7024	N 3		
	3017	E30	7025	N 3		




100 Hz ECO

ECO BOX	ECO B	ECO B
2044	100P	68P
2047	39P	52P
2048	270P	47P
2049	18P	27P
3047	47	22
3048	210	56
3049	33	0
3048	220	47P
3049	33	0
3050	1.4	470
3051	100	
3052		180
3053	2K2	1K3
3054	2K2	3K3
3055	1K5	3K3

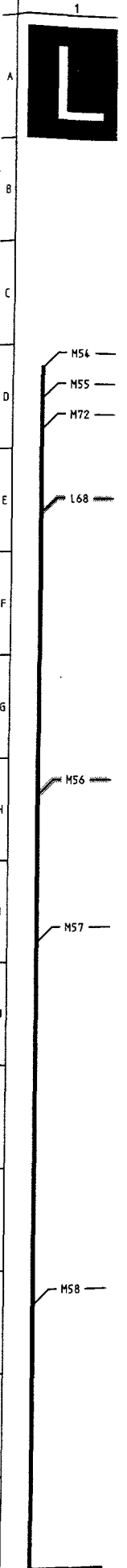




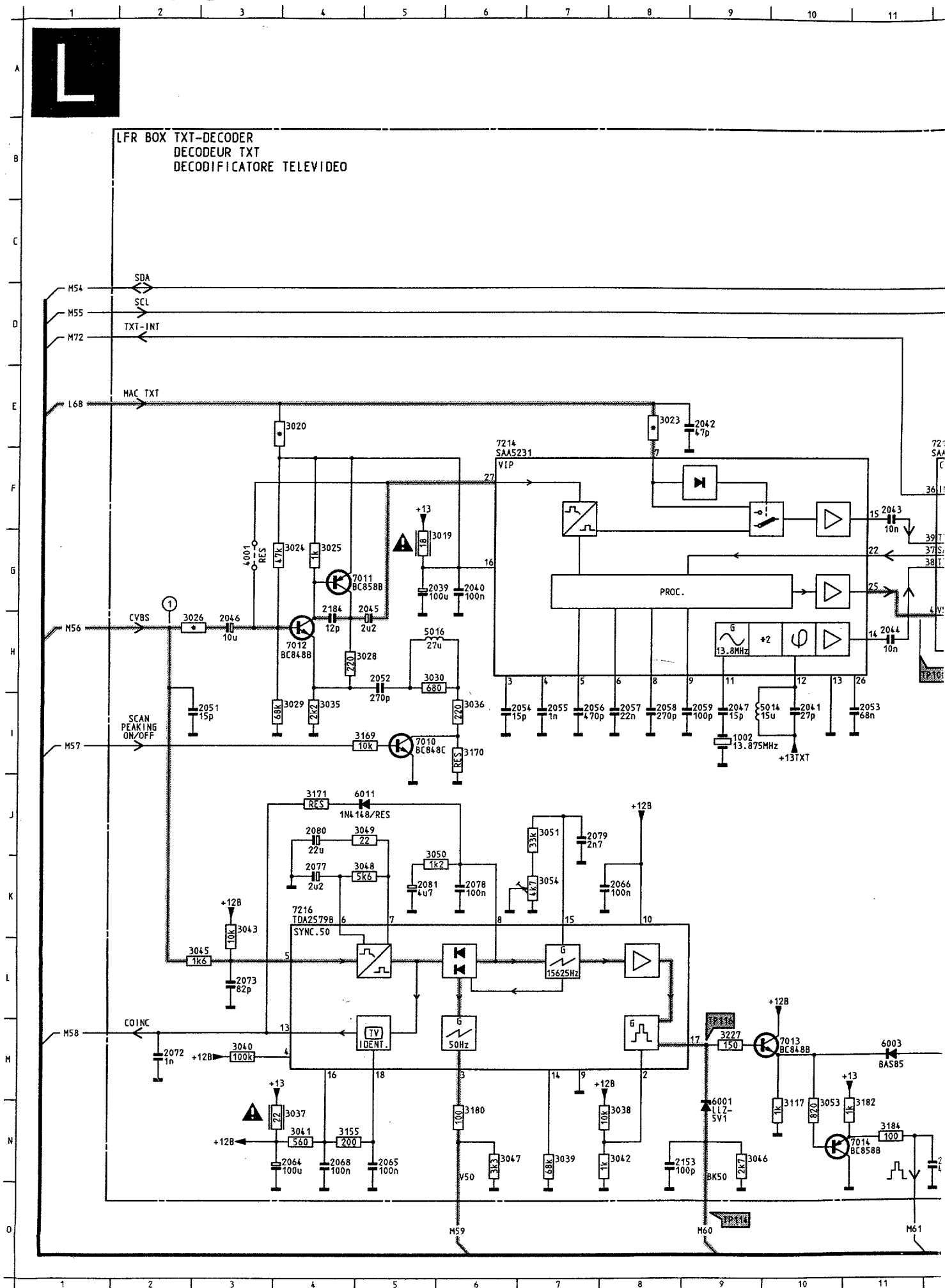


2170 C4	3092 A2	5018 B1
2172 A5	3093 A2	5019 B5
2175 A4	3094 A2	5020 B5
2179 A4	3095 A2	5021 C2
2180 A2	3096 B3	5022 A2
2181 B5	3097 B2	5023 A2
2184 C1	3098 A3	5025 C2
2185 C4	3099 A2	5026 C3
2186 C4	3100 A3	5027 C3
2187 C4	3101 C5	5028 A1
2188 B1	3102 C4	5030 C5
2190 A2	3103 C2	5031 C5
2226 A3	3104 C4	5032 C5
3000 C4	3105 B2	5033 A4
3001 A5	3106 C5	5034 A3
3002 C4	3107 C5	5035 A3
3003 A4	3108 B2	6000 C4
3004 A3	3109 C3	6001 B2
3006 B5	3110 C3	6002 C3
3007 C4	3111 C3	6003 B1
3008 A5	3112 C3	6004 B2
3009 A4	3113 C2	6005 A2
3010 A5	3114 C4	6006 B2
3011 B5	3115 C3	6007 C2
3012 A5	3116 C3	6008 C2
3013 B5	3117 B1	6009 A2
3014 A5	3118 C4	6010 C2
3016 A5	3119 C3	6011 C2
3017 B5	3120 C4	6013 B2
3019 C1	3121 C3	6014 B2
3020 B1	3122 C3	6112 A1
3021 B1	3123 C3	7000 C4
3022 B1	3125 C5	7010 B1
3023 C1	3127 C5	7011 C1
3024 C1	3128 C5	7012 C1
3025 C1	3155 C2	7013 C1
3026 C1	3160 A1	7014 B1
3027 A1	3161 A1	7022 B2
3028 C1	3162 A1	7023 A3
3029 C1	3163 C5	7024 B2
3030 C1	3166 A4	7025 B2
3031 A1	3167 A5	7026 C2
3032 A1	3168 A5	7027 B2
3033 A1	3169 B1	7029 A4
3034 A1	3170 C1	7030 A2
3035 C1	3171 C2	7034 A3
3036 C1	3172 A3	7035 C4
3037 C1	3175 A5	7036 C5
3038 C2	3176 A5	7037 B2
3039 C2	3180 C2	7038 C4
3040 C2	3181 A2	7039 C4
3041 C2	3182 B1	7040 C3
3042 C1	3183 A3	7042 C5
3043 C2	3184 B1	7060 A1
3044 B1	3190 B5	7120 B2
3045 C1	3191 B5	7201 B5
3046 B1	3192 B4	7202 B4
3047 B2	3193 B4	7203 B4
3048 C2	3194 B4	7204 B4
3049 C2	3195 B4	7205 B3
3050 C1	3196 B4	7206 B3
3051 C2	3197 B4	7207 C4
3052 A2	3198 B4	7208 A3
3053 B1	3199 B4	7209 A4
3054 C2	3201 B5	7210 A5
3055 A2	3202 B4	7214 C1
3056 B2	3203 B2	7215 A1
3057 B2	3226 A3	7216 C2
3058 B2	3227 B1	7217 A2
3059 B2	3228 A4	7218 B1
3060 B2	3229 A5	7219 B2
3061 A3	3300 C5	7221 A2
3062 A3	4001 C1	7231 B2
3063 A3	4005 A2	7232 A1
3064 B2	4006 C2	7233 A1
3065 B2	4007 B5	7244 C3
3066 B2	4010 C3	7261 B1
3067 A3	5000 C4	9997 C4
3068 B2	5001 C4	
3071 A1	5002 B5	
3074 B2	5003 B5	
3075 B2	5004 B4	
3076 B2	5005 B4	
3077 A2	5006 B5	
3078 B2	5007 B4	
3079 B2	5008 A5	
3082 A2	5009 B3	
3083 A2	5010 B5	
3084 A2	5011 B3	
3085 B2	5012 A5	
3086 A2	5013 A3	
3087 A2	5014 B1	
3089 B5	5015 A2	
3090 A2	5016 C1	
3091 A3	5017 B5	

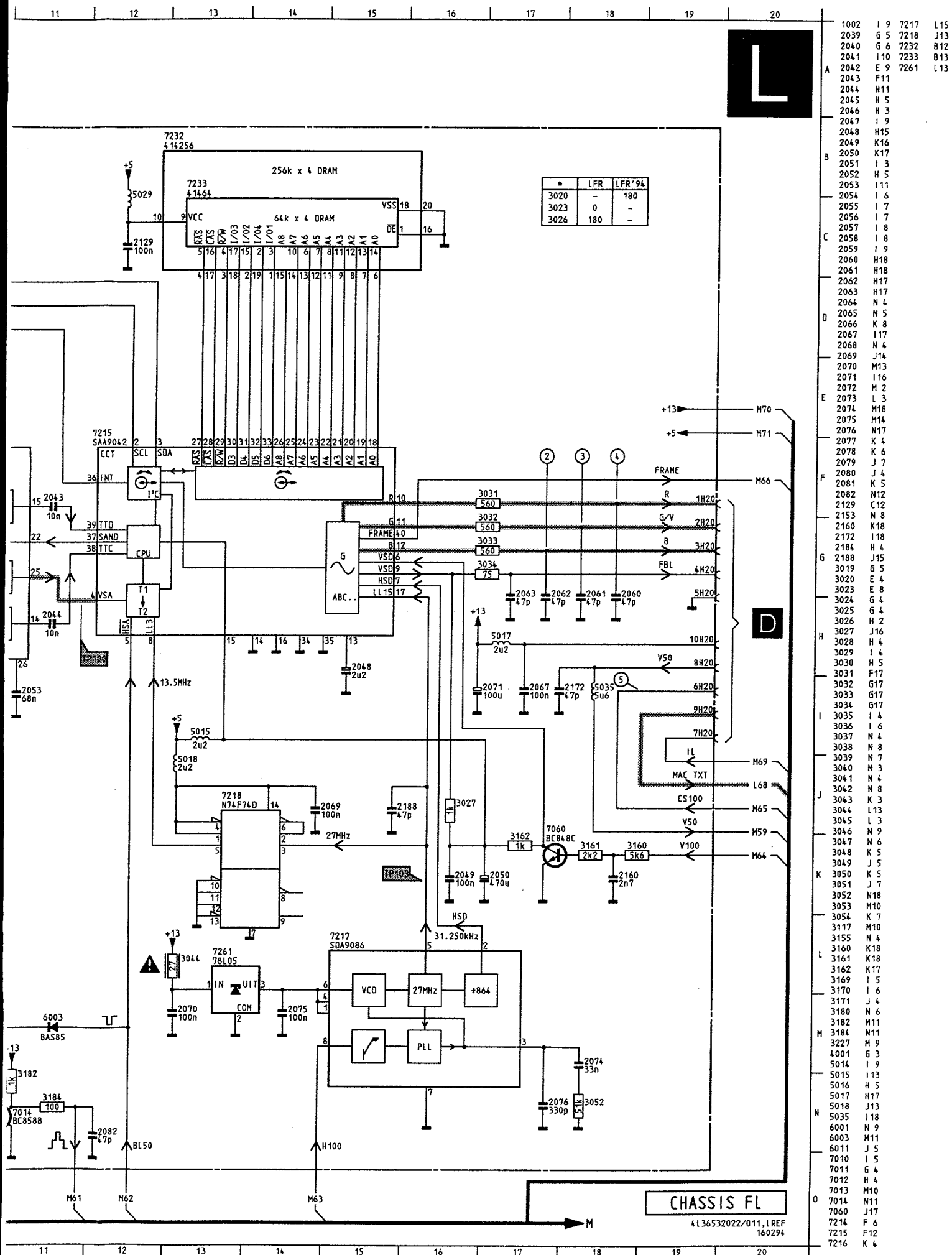
H20 A5	2013 A4	2034 B3	2050 A1	2067 A5	2083 C2	2100 B1	2118 C3	2134 C5
H21 B5	2014 C4	2035 A5	2051 C5	2068 C1	2084 C2	2102 A2	2119 C3	2136 C5
H22 C5	2015 B4	2036 B5	2052 C1	2069 B1	2085 C5	2103 B5	2120 C3	2150 C5
1001 A2	2016 A4	2037 B5	2053 C1	2070 B1	2086 A2	2105 B5	2121 C3	2151 C4
1002 B1	2017 A5	2038 B5	2054 C1	2071 B5	2087 A2	2106 A2	2122 C3	2152 C5
2000 A3	2018 C4	2039 B1	2055 C1	2072 C5	2088 B2	2107 A2	2123 C4	2153 B2
2001 C3	2022 B4	2040 B1	2056 C1	2073 C1	2090 A5	2108 A3	2124 C5	2160 A1
2002 C3	2023 C4	2041 B1	2057 C1	2074 A2	2091 C5	2109 A2	2125 C2	2161 A5
2003 C4	2026 A5	2042 A5	2058 C1	2075 B2	2092 B2	2110 A3	2126 C2	2162 A5
2004 C4	2027 A5	2043 B1	2059 B1	2076 A2	2093 B5	2111 A2	2127 C5	2163 A3
2005 B5	2028 A5	2044 B1	2060 A5	2077 C2	2094 A2	2112 B2	2128 C5	2164 A3
2006 C4	2029 B3	2045 C1	2062 A5	2078 C1	2095 B5	2113 A2	2129 A1	2165 A3
2007 C4	2030 B5	2046 C1	2063 A5	2079 C2	2096 A2	2114 B2	2130 C5	2166 A3
2010 A4	2031 B5	2047 B1	2064 C1	2080 C2	2097 A5	2115 C3	2131 C5	2167 C3
2011 B4	2032 B5	2048 B1	2065 C2	2081 C1	2098 B1	2116 C5	2132 C5	2168 C3
2012 A4	2033 A5	2049 A1	2066 C1	2082 C5	2099 B1	2117 C2	2133 C5	2169 B2



LFR box (Digital Scan)



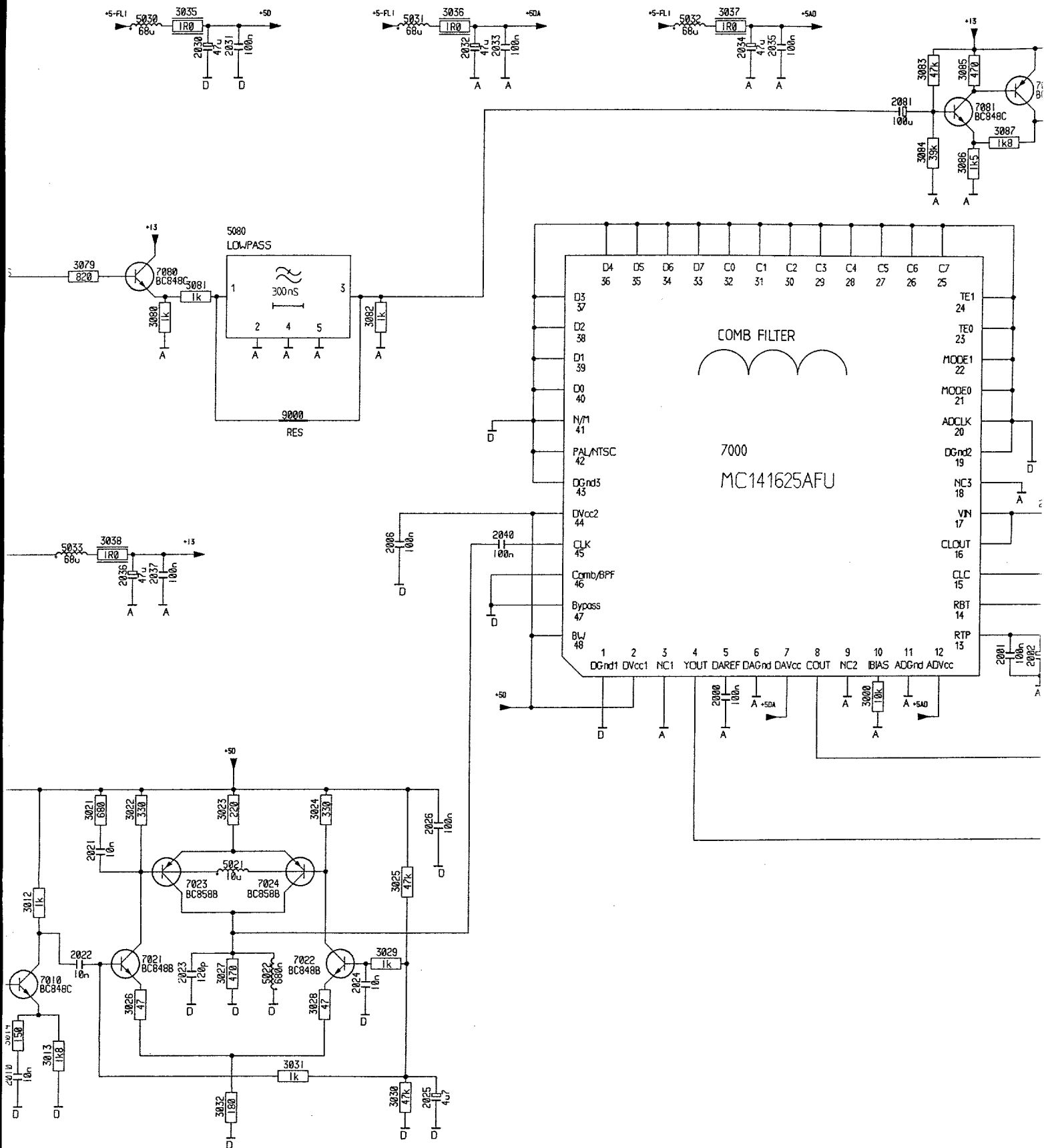
LFR box (Digital Scan)

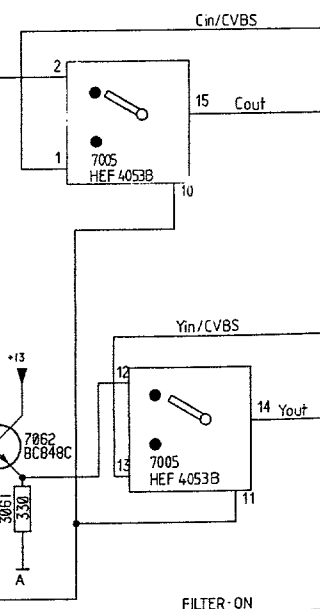
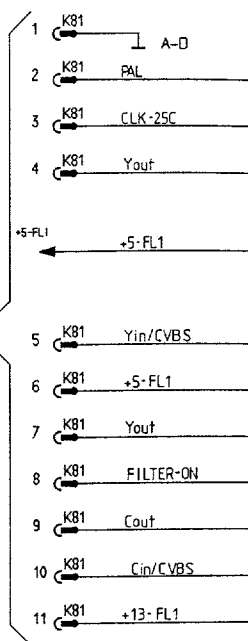


*	LFR	LFR'94
3020	-	180
3023	0	-
3026	180	-

- 1002 I 9 7217 L15
- 2039 G 5 7218 J13
- 2040 G 6 7232 B12
- 2041 I10 7233 B13
- 2042 E 9 7261 L13
- 2043 F11
- 2044 H11
- 2045 H 5
- 2046 H 3
- 2047 I 9
- 2048 H15
- 2049 K16
- 2050 K17
- 2051 I 3
- 2052 H 5
- 2053 I11
- 2054 I 6
- 2055 I 7
- 2056 I 7
- 2057 I 8
- 2058 I 8
- 2059 I 9
- 2060 H18
- 2061 H18
- 2062 H17
- 2063 H17
- 2064 N 4
- 2065 N 5
- 2066 K 8
- 2067 I17
- 2068 N 4
- 2069 J14
- 2070 M13
- 2071 I16
- 2072 M 2
- 2073 L 3
- 2074 M18
- 2075 M14
- 2076 M17
- 2077 K 4
- 2078 K 6
- 2079 J 7
- 2080 J 4
- 2081 K 5
- 2082 N12
- 2129 C12
- 2153 N 8
- 2160 K18
- 2172 I18
- 2184 H 4
- 2188 J15
- 3019 G 5
- 3020 E 4
- 3023 E 8
- 3024 G 4
- 3025 G 4
- 3026 H 2
- 3027 J16
- 3028 H 4
- 3029 I 4
- 3030 H 5
- 3031 F17
- 3032 G17
- 3033 G17
- 3034 G17
- 3035 I 4
- 3036 I 6
- 3037 N 4
- 3038 N 8
- 3039 N 7
- 3040 M 3
- 3041 N 4
- 3042 N 8
- 3043 K 3
- 3044 L13
- 3045 L 3
- 3046 N 9
- 3047 N 6
- 3048 K 5
- 3049 J 5
- 3050 K 5
- 3051 J 7
- 3052 N18
- 3053 M10
- 3054 K 7
- 3117 M10
- 3155 N 4
- 3160 K18
- 3161 K18
- 3162 K17
- 3169 I 5
- 3170 I 6
- 3171 J 4
- 3180 N 6
- 3182 M11
- 3184 M11
- 3227 H 9
- 4001 G 3
- 5014 I 9
- 5015 I13
- 5016 H 5
- 5017 H17
- 5018 J13
- 5035 I18
- 6001 N 9
- 6003 M11
- 6011 J 5
- 7010 I 5
- 7011 G 4
- 7012 H 4
- 7013 M10
- 7014 N11
- 7060 J17
- 7214 F 6
- 7215 F12
- 7216 K 4

Comb filter / Kamm-Filter / Filtre en peigne



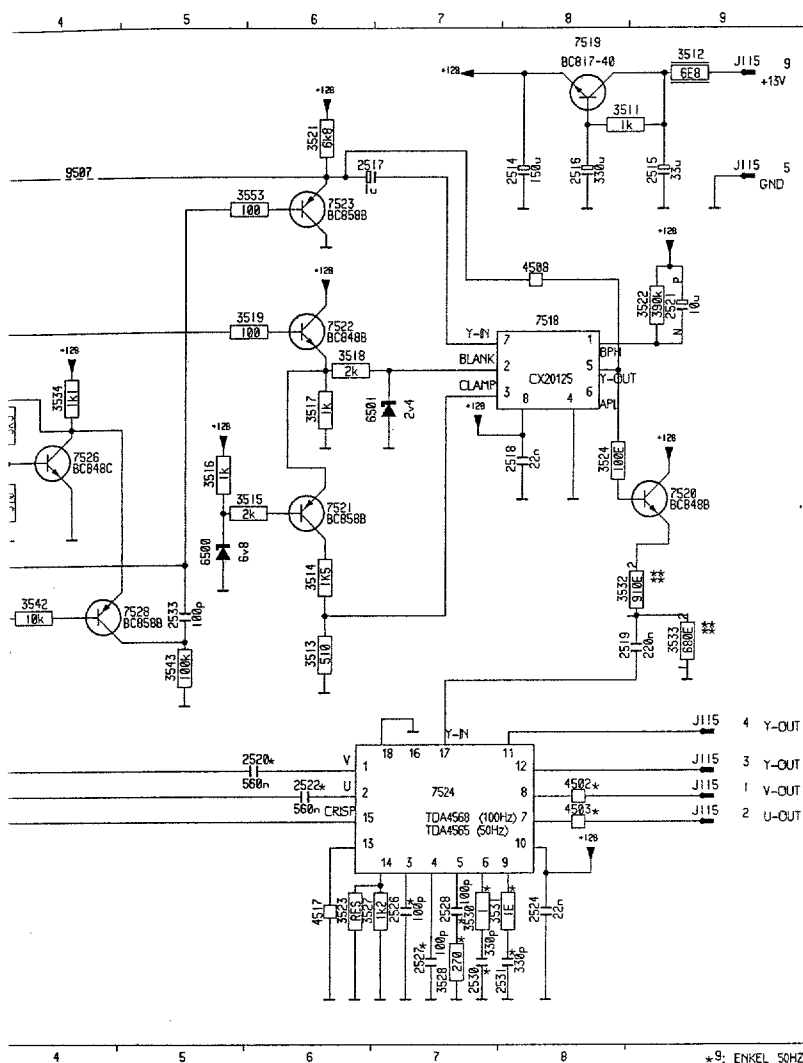




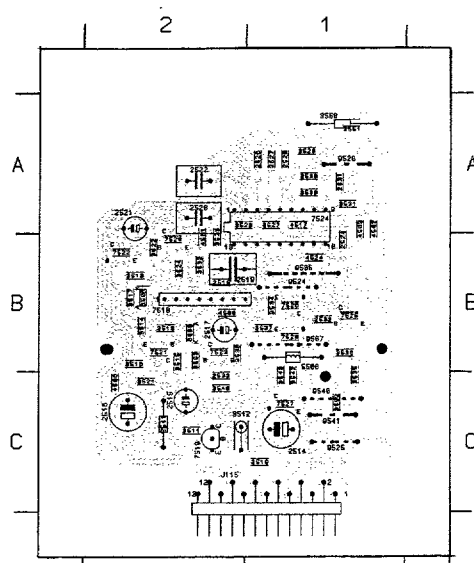
	2000	G 8	K81	B19
	2001	G11	K81	B19
	2002	G11	K81	C19
	2003	G12	K81	D19
	2004	G12	K81	D19
	2005	G13	K81	D19
	2006	F 5	K81	E19
	2010	K 1	K81	E19
	2021	I 2	K81	E19
	2022	J 2	K81	E19
	2023	J 3		
	2024	K 3		
	2025	I 5		
	2026	A 3		
	2030	A 3		
	2031	A 3		
	2032	A 6		
	2033	A 6		
	2034	A 8		
	2035	A 9		
	2036	F 2		
	2037	F 3		
	2038	B18		
	2040	F 6		
	2044	G15		
	2045	G18		
	2050	I14		
	2051	I16		
	2060	I18		
	2070	K16		
	2080	F11		
	2081	B10		
	2082	A12		
	2085	D14		
	3000	G10		
	3001	G12		
	3011	I 1		
	3012	I 1		
	3013	K 2		
	3014	K 1		
	3021	I 2		
	3022	I 2		
	3023	I 3		
	3024	I 4		
	3025	I 5		
	3026	J 2		
	3027	J 3		
	3028	J 4		
	3029	J 5		
	3030	K 5		
	3031	K 4		
	3032	K 3		
	3035	A 3		
	3036	A 8		
	3037	A 8		
	3038	F 2		
	3040	F15		
	3041	G15		
	3042	F15		
	3043	G16		
	3044	G15		
	3045	G13		
	3046	G15		
	3047	G17		
	3048	G17		
	3050	H14		
	3051	I14		
	3052	H15		
	3053	I15		
	3054	I15		
	3055	I12		
	3056	I14		
	3057	I16		
	3058	I16		
	3060	I17		
	3061	I18		
	3062	J17		
	3078	C13		
	3079	C 2		
	3080	D 3		
	3081	C 3		
	3082	D 5		
	3083	A10		
	3084	B10		
	3085	A11		
	3086	B11		
	3087	B11		
	3088	D12		
	3089	D12		
	3090	K20		
	3091	K19		
	3092	J19		
	3093	J17		
	3094	K17		
	4001	H14		
	4002	J13		
	5021	I 3		
	5022	J 4		
	5030	A 3		
	5031	A 5		
	5032	A 8		
	5033	F 3		
	5040	F13		
	5050	H12		
	5080	C 5		
	6050	I17		
	6051	I17		
	7000	E 8		
	7005	K15		
	7005	G19		
	7005	I19		
	7010	J 2		
	7021	J 4		
	7022	J 4		
	7023	T 3		
	7024	I 4		
	7040	G16		
	7041	F16		
	7042	G17		
	7050	I15		
	7051	I15		
	7052	I16		
	7062	I18		
	7080	C 3		
	7081	B11		
	7082	B11		
	7083	D13		
	7090	K19		
	7091	K18		
	7092	K17		
	9000	E 4		
	K81	B19		

The circuit diagram, labeled 'B', shows a 100W audio amplifier. It features two input sections, Y33 and Y38, each with three pins (1, 2, 3). The Y33 section is connected to a network of resistors (3450, 3451, 3459, 3464) and diodes (6450, 6451). The Y38 section is connected to a network of resistors (3453, 3460, 3465) and a capacitor (2453). A central transformer (5450) with a 1000μH primary and a 5452 secondary is used for power output. The secondary is connected to a load (3461, 4k7) and a feedback network (3462, 1k2, 2452, 10nF). The circuit is powered by a 100V AC source (100V 1000μA) and a 2450V DC source (2450V 1000μA).

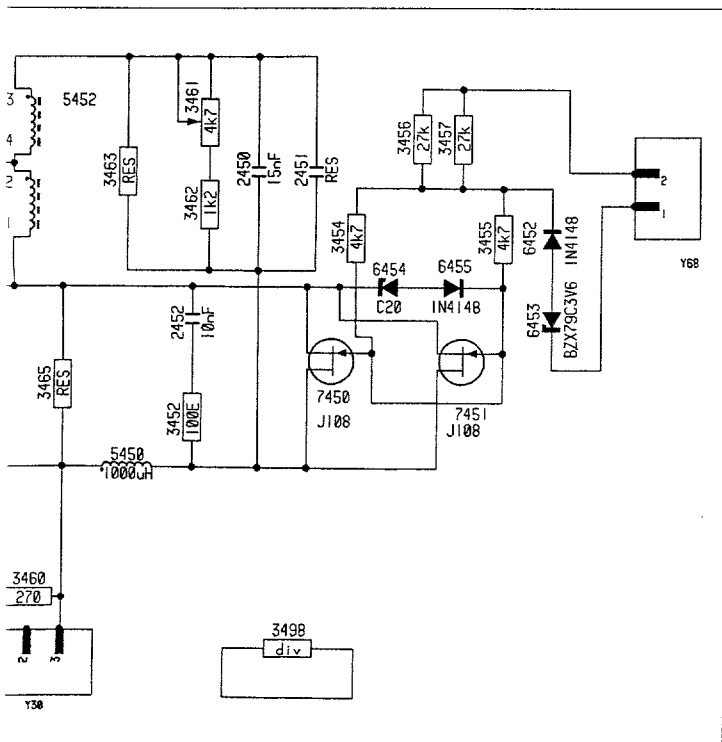
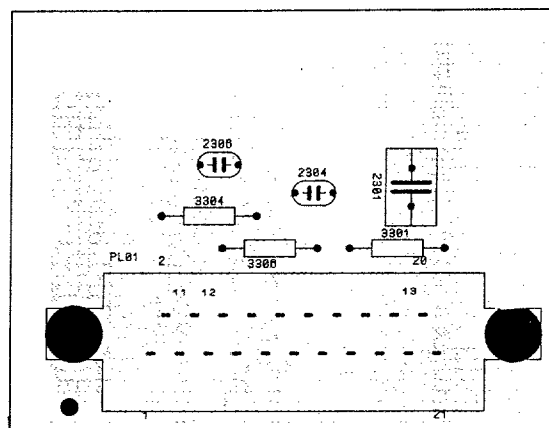
Black stretch



A	2514	A	89
	2515		89
	2516		89
	2517		89
	2518		89
	2519		89
	2520		89
	2521		89
	2522		89
	2523		89
	2524		89
	2525		89
	2526		89
	2527		89
	2528		89
	2529		89
	2530		89
	2531		89
	2532		89
	2533		89
B	3511	B	89
	3512		89
	3513		89
	3514		89
	3515		89
	3516		89
	3517		89
	3518		89
	3519		89
	3520		89
	3521		89
	3522		89
	3523		89
	3524		89
	3525		89
	3526		89
	3527		89
	3528		89
	3529		89
	3530		89
	3531		89
	3532		89
	3533		89
	3534		89
	3535		89
	3536		89
	3537		89
	3538		89
	3539		89
	3540		89
	3541		89
	3542		89
	3543		89
	3544		89
	3545		89
	3546		89
	3547		89
	3548		89
	3549		89
	3550		89
	3551		89
	3552		89
	3553		89
	3554		89
	3555		89
	3556		89
	3557		89
	3558		89
	3559		89
	3560		89
	3561		89
	3562		89
	3563		89
	3564		89
	3565		89
	3566		89
	3567		89
	3568		89
	3569		89
	3570		89
	3571		89
	3572		89
	3573		89
	3574		89
	3575		89
	3576		89
	3577		89
	3578		89
	3579		89
	3580		89
	3581		89
	3582		89
	3583		89
	3584		89
	3585		89
	3586		89
	3587		89
	3588		89
	3589		89
	3590		89
	3591		89
	3592		89
	3593		89
	3594		89
	3595		89
	3596		89
	3597		89
	3598		89
	3599		89
	3600		89
	3601		89
	3602		89
	3603		89
	3604		89
	3605		89
	3606		89
	3607		89
	3608		89
	3609		89
	3610		89
	3611		89
	3612		89
	3613		89
	3614		89
	3615		89
	3616		89
	3617		89
	3618		89
	3619		89
	3620		89
	3621		89
	3622		89
	3623		89
	3624		89
	3625		89
	3626		89
	3627		89
	3628		89
	3629		89
	3630		89
	3631		89

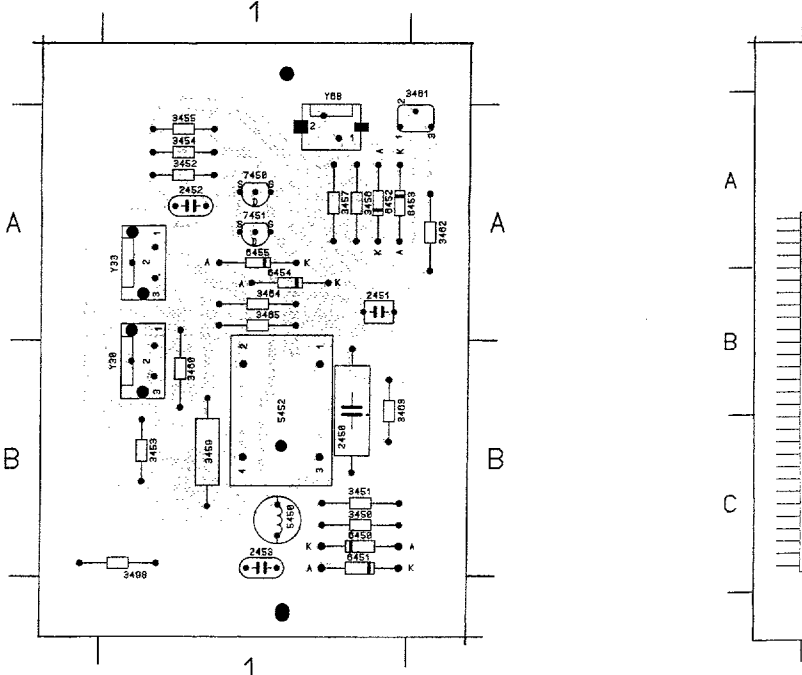


Euro AV3 Connector

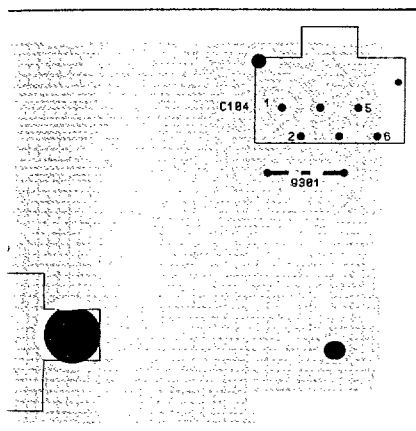


North-South (29")

2450 B 1	3451 B 1	3455 A 1	3463 B 1	5452 B 1	6454 A 1	Y33 A 1
2451 A 1	3452 A 1	3457 A 1	3464 A 1	5450 B 1	6455 A 1	Y08 A 1
2452 A 1	3453 B 1	3459 B 1	3465 A 1	5451 B 1	7450 A 1	
2453 B 1	3454 A 1	3460 A 1	3466 B 1	5452 A 1	7451 A 1	
2453 B 1	3455 A 1	3461 A 1	3467 B 1	5453 A 1	Y30 B 1	

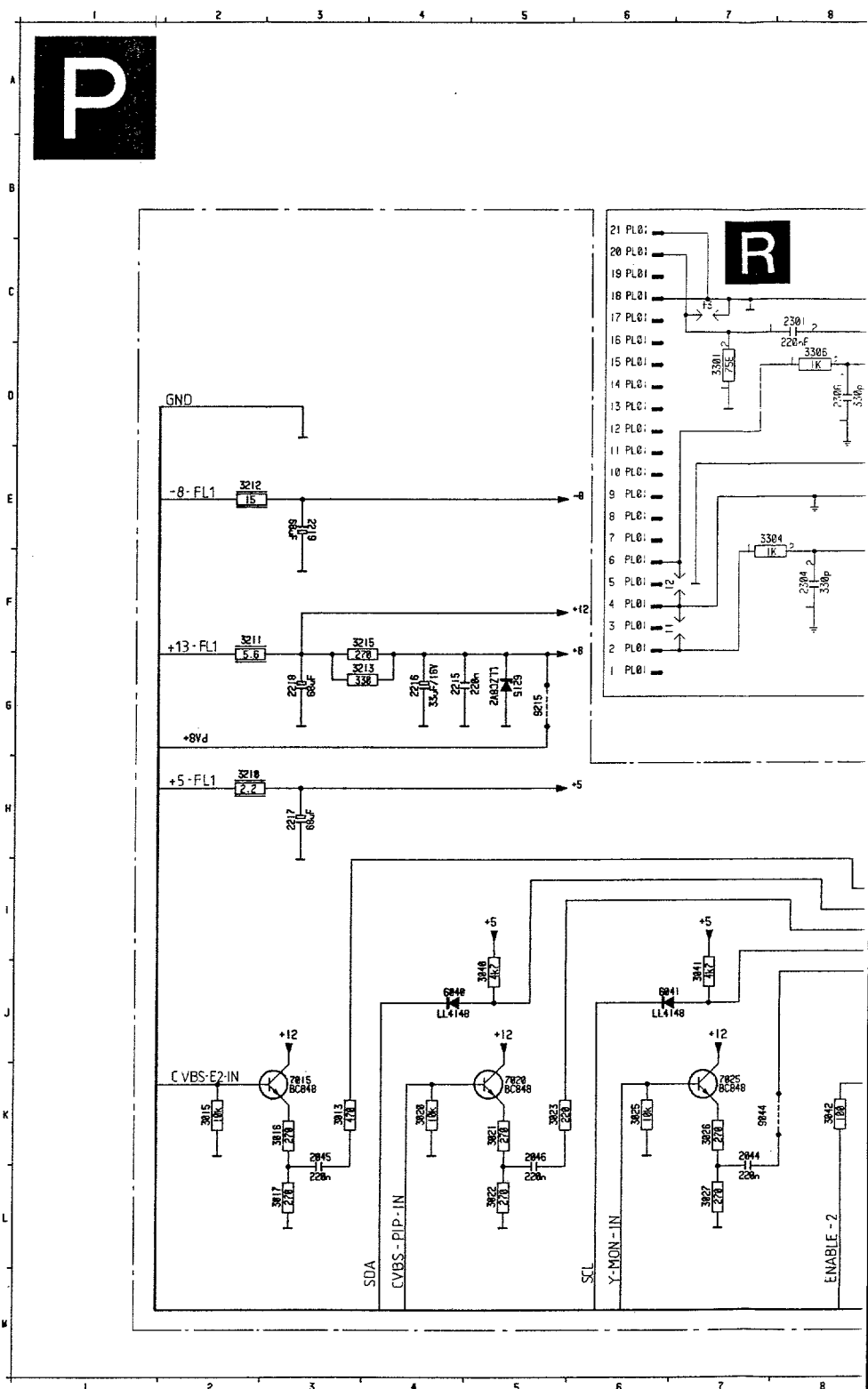



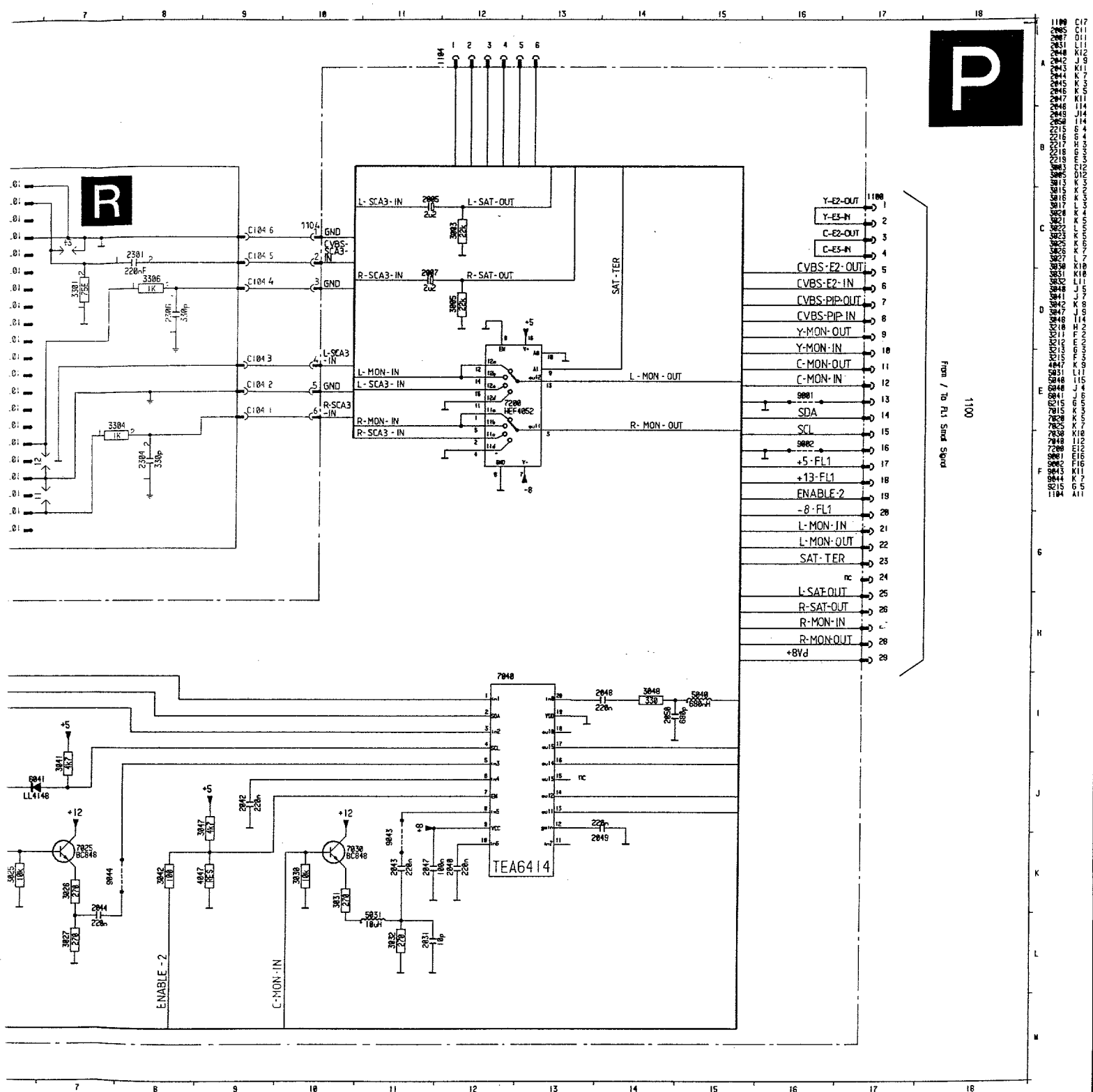
Eure



Euro AV3 Interface

1	001	2	2040	3	2210	4	3021	5	0040	6	0047	7	0046	8	0060	9	0064	10	0064	11	0064	12	0064	13	0064	14	0064	15	0064	16	0064	17	0064	18	0064	19	0064	20	0064	21	0064	22	0064	23	0064	24	0064	25	0064	26	0064	27	0064	28	0064	29	0064	30	0064	31	0064	32	0064	33	0064	34	0064	35	0064	36	0064	37	0064	38	0064	39	0064	40	0064	41	0064	42	0064	43	0064	44	0064	45	0064	46	0064	47	0064	48	0064	49	0064	50	0064	51	0064	52	0064	53	0064	54	0064	55	0064	56	0064	57	0064	58	0064	59	0064	60	0064	61	0064	62	0064	63	0064	64	0064	65	0064	66	0064	67	0064	68	0064	69	0064	70	0064	71	0064	72	0064	73	0064	74	0064	75	0064	76	0064	77	0064	78	0064	79	0064	80	0064	81	0064	82	0064	83	0064	84	0064	85	0064	86	0064	87	0064	88	0064	89	0064	90	0064	91	0064	92	0064	93	0064	94	0064	95	0064	96	0064	97	0064	98	0064	99	0064	100	0064	101	0064	102	0064	103	0064	104	0064	105	0064	106	0064	107	0064	108	0064	109	0064	110	0064	111	0064	112	0064	113	0064	114	0064	115	0064	116	0064	117	0064	118	0064	119	0064	120	0064	121	0064	122	0064	123	0064	124	0064	125	0064	126	0064	127	0064	128	0064	129	0064	130	0064	131	0064	132	0064	133	0064	134	0064	135	0064	136	0064	137	0064	138	0064	139	0064	140	0064	141	0064	142	0064	143	0064	144	0064	145	0064	146	0064	147	0																																																																																																																																																																																																																																																																																																																																																																																																																																																																																			
2040	2047	2050	3001	3002	3101	3043	3043	4001	4004	4004	4004	4004	4004	4004	4004	4004	4004	4004	4004	4004	4004	4004	4004	4004	4004	4004	4004	4004	4004	4004	4004	4004	4004	4004	4004	4004	4004	4004	4004	4004	4004	4004	4004	4004	4004	4004	4004	4004	4004	4004	4004	4004	4004	4004	4004	4004	4004	4004	4004	4004	4004	4004	4004	4004	4004	4004	4004	4004	4004	4004	4004	4004	4004	4004	4004	4004	4004	4004	4004	4004	4004	4004	4004	4004	4004	4004	4004	4004	4004	4004	4004	4004	4004	4004	4004	4004	4004	4004	4004	4004	4004	4004	4004	4004	4004	4004	4004	4004	4004	4004	4004	4004	4004	4004	4004	4004	4004	4004	4004	4004	4004	4004	4004	4004	4004	4004	4004	4004	4004	4004	4004	4004	4004	4004	4004	4004	4004	4004	4004	4004	4004	4004	4004	4004	4004	4004	4004	4004	4004	4004	4004	4004	4004	4004	4004	4004	4004	4004	4004	4004	4004	4004	4004	4004	4004	4004	4004	4004	4004	4004	4004	4004	4004	4004	4004	4004	4004	4004	4004	4004	4004	4004	4004	4004	4004	4004	4004	4004	4004	4004	4004	4004	4004	4004	4004	4004	4004	4004	4004	4004	4004	4004	4004	4004	4004	4004	4004	4004	4004	4004	4004	4004	4004	4004	4004	4004	4004	4004	4004	4004	4004	4004	4004	4004	4004	4004	4004	4004	4004	4004	4004	4004	4004	4004	4004	4004	4004	4004	4004	4004	4004	4004	4004	4004	4004	4004	4004	4004	4004	4004	4004	4004	4004	4004	4004	4004	4004	4004	4004	4004	4004	4004	4004	4004	4004	4004	4004	4004	4004	4004	4004	4004	4004	4004	4004	4004	4004	4004	4004	4004	4004	4004	4004	4004	4004	4004	4004	4004	4004	4004	4004	4004	4004	4004	4004	4004	4004	4004	4004	4004	4004	4004	4004	4004	4004	4004	4004	4004	4004	4004	4004	4004	4004	4004	4004	4004	4004	4004	4004	4004	4004	4004	4004	4004	4004	4004	4004	4004	4004	4004	4004	4004	4004	4004	4004	4004	4004	4004	4004	4004	4004	4004	4004	4004	4004	4004	4004	4004	4004	4004	4004	4004	4004	4004	4004	4004	4004	4004	4004	4004	4004	4004	4004	4004	4004	4004	4004	4004	4004	4004	4004	4004	4004	4004	4004	4004	4004	4004	4004	4004	4004	4004	4004	4004	4004	4004	4004	4004	4004	4004	4004	4004	4004	4004	4004	4004	4004	4004	4004	4004	4004	4004	4004	4004	4004	4004	4004	4004	4004	4004	4004	4004	4004	4004	4004	4004	4004	4004	4004	4004	4004	4004	4004	4004	4004	4004	4004	4004	4004	4004	4004	4004	4004	4004	4004	4004	4004	4004	4004	4004	4004	4004	4004	4004	4004	4004	4004	4004	4004	4004	4004	4004	4004	4004	4004	4004	4004	4004	4004	4004	4004	4004	4004	4004	4004	4004	4004	4004	4004	4004	4004	4004	4004	4004	4004	4004	4004	4004	4004	4004	4004	4004	4004	4004	4004	4004	4004	4004	4004	4004	4004	4004	4004	4004	4004	4004	4004	4004	4004	4004	4004	4004	4004	4004	4004	4004	4004	4004	4004	4004	4004	4004	4004	4004	4004	4004	4004	4004	4004	4004	4004	4004	4004	4004	4004	4004	4004	4004	4004	4004	4004	4004	4004	4004	4004	4004	4004	4004	4004	4004	4004	4004	4004	4004	4004	4004	4004	4004	4004	4004	4004	4004	4004	4004	4004	4004	4004	4004	4004	4004	4004	4004	4004	4004	4004	4004	4004	4004	4004	4004	4004	4004	4004	4004	4004	4004	4004	4004	4004	4004	4004	4004	4004	4004	4004	4004	4004	4004	4004	4004	4004	4004	4004	4004	4004	4004	4004	4004	4004	4004	4004	4004	4004	4004	4004	4004	4004	4004	4004	4004	4004	4004	4004	4004	4004	4004	4004	4004	4004	4004	4004	4004	4004	4004	4004	4004	4004	4004	4004	4004	4004	4004	4004	4004	4004	4004	4004	4004	4004	4004	4004	4004	4004	4004	4004	4004	4004	4004	4004	4004	4004	4004	4004	4004	4004	4004	4004	4004	4004	4004	4004	4004	4004	4004	4004	4004	4004	4004	4004	4004	4004	4004	4004	4004	4004	4004	4004	4004	4004	4004	4004	4004	4004	4004	4004	4004	4004	4004	4004	4004	4004	4004	4004	4004	4004	4004	4004	4004	4004	4004	4004	4004	4004	4004	4004	4004	4004	4004	4004	4004	4004	4004	4004	4004	4004	4004	4004	4004	4004	4004	4004	4004	4004	4004	4004	4004	4004	4004	4004	4004	4004	4004	4004	4004	4004	4004	4004	4004	4004	4004	4004	4004	4004	4004	4004	4004	4004	4004	4004	4004	4004	4004	4004	4004	4004	4004	4004	4004	4004	4004</





7. Electrical adjustments

Setting conditions

Unless stated otherwise, the supply voltage used is:
220 - 240V \pm 10%; 50 - 60Hz \pm 5%
Voltages and oscillograms are measured in relation to
tuner earth. **Never** use the cooling plates as earth.
Warming-up time \approx 10 minutes
For all measurements it is true that:
probe Ri > 1M Ω ; Ci < 10pF

1. Electrical settings on the large signal panel

1.1 +141V supply voltage

Supply the mains voltage; this must be isolated from the mains.

Connect a voltmeter over C2238.

Using R3371, on the SOPS DRIVE CIRCUIT (fig. 7.2) set the supply voltage to +141V \pm 0.5V.

1.2 +5V supply voltage (FLx.x6/FLx.x7)

Connect a voltmeter to pin 8 of L02

Adjust the voltage to 5.4V using R3558

1.3 +13V supply voltage (FLx.x6/FLx.x7)

Connect a voltmeter to pin 6 of connector L02

Adjust the voltage to 14.2V using R3234.

1.4 Focusing

This is set with the focus potentiometer (top one on the Line output transformer/DAF Unit).

1.5 Dynamic 1) Astigmatic focus

This is set with the aid of the potentiometer on the bottom right of the DAF transformer. Repeat the adjustment of the V_{g2} and focus.

1.6 Vg2 setting

Supply an aerial signal.

Set the contrast to maximum and the brightness and saturation to nominal.

Using an oscilloscope set to field frequency, measure the direct voltage level of the measurement pulse (fig. 7.1) on pin 9 of IC7705, IC7706 and IC7707 in relation to earth. Now adjust the highest voltage level found with the aid of the Vg2 potentiometer (bottom left on the Line output transformer/DAF unit) to 150V \pm 2V.

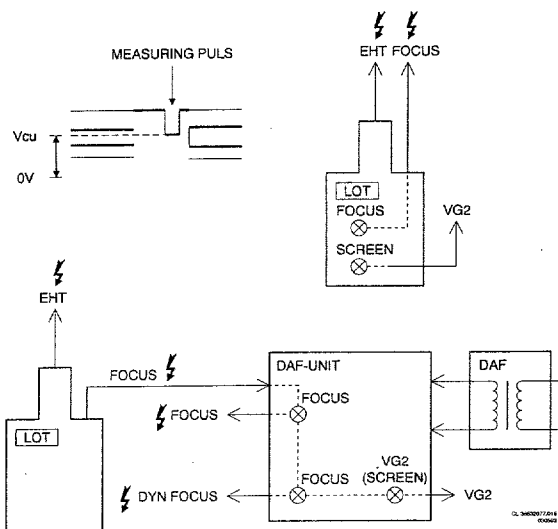


Fig. 7.1

1.7 Horizontal synchronisation

Connect point 5-IC7400 to point 9-IC7400.

Supply an aerial signal and set the receiver.

Adjust potentiometer R3406 until the picture is straight.
Break the through connection.

1.8 Horizontal centring

Feed in a test pattern that makes the horizontal linearity visible (e.g. a symmetrical cross pattern or a test circle). Adjust the DC offset current through the horizontal deflection coil using R3513 so that the horizontal linearity is optimal (the distance between the two vertical lines should be equal on both the left and right hand sides of the picture). It is also possible to use a ruler for this purpose. The picture can then be centred using R3415.

1.9 Picture width

Set using potentiometer R3607.

1.10 Vertical centring

Set using potentiometer R3467.

1.11 Picture height

Set using potentiometer R3410.

1.12 Picture height

Movie expand on: set using potentiometer R3422.

Movie expand off: set using potentiometer R3410.

1.13 East/West correction

Set using potentiometer R3602.

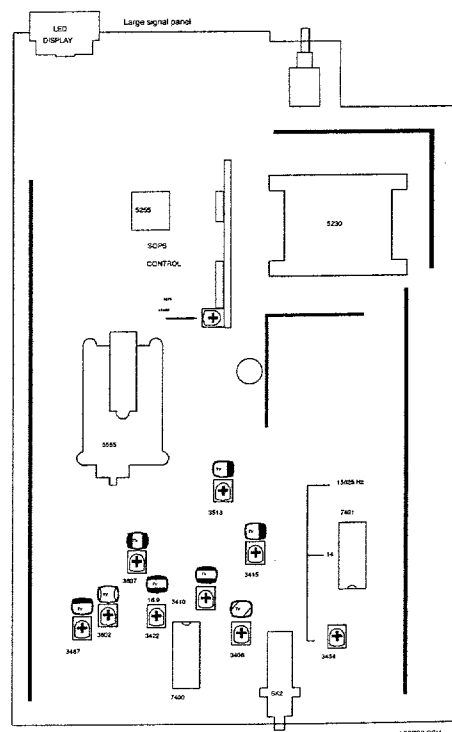


Fig. 7.2

2. Electrical settings on the small signal panel

2.1 Stereo audio channel separation

Connect a signal generator with a 2 carrier stereo signal ("stereo" mode).

Select 1kHz for the right-hand channel and switch off the sound for the left-hand channel.

Connect an oscilloscope to pin 3 of Euroconnector EXT1
Using R3602 on the small signal panel, set the
amplitude of the signal to minimum amplitude.

2.2 4.43 MHz chroma suppression circuit

Supply a colour bar signal. Connect an oscilloscope to point 17 of IC7324 and set L5305 to minimum amplitude of the chrominance signal.

2.3 Electrical settings IC7365 (TDA4650)

2.3.1 Chroma bandpassfilter

Connect a signal generator (e.g. PM 5326) to pin 20 of the euroconnector (EXT1) and set its frequency to 4.286 MHz/0.2 Vpp. Switch the unit to EXT1. Connect pin 27-IC7365 to pin 13-IC7365 (+12V). Connect an oscilloscope to pin 15-IC7365.

Set L5345 to maximum amplitude.

Remove the interconnection.

2.3.2 4.50 MHz NTSC sound suppression

Connect a generator to point 20 of Euroconnector EXT1 with a frequency of 4.50 MHz and 200mV_{rms}.

Connect point 26-IC7365 to point 13-IC7365.

Connect an oscilloscope to point 15 of IC7365.

Set L5346 to minimum amplitude.

Remove the short circuit.

2.3.3 6.50 MHz SECAM DK sound suppression

Connect a sine-wave generator to point 20 of Euroconnector EXT1 with a frequency of 6.50 MHz and 200mV_{rms}.

Connect point 28-IC7365 to point 13-IC7365.

Connect an oscilloscope to point 15 of IC7365.

Set L5346 to minimum amplitude.

Remove the short circuit.

2.3.4 Chroma 8,87 MHz auxiliary oscillator

Connect a pattern generator and supply a PAL colour bar pattern. Connect pin 17-IC7365 (TDA4650) to earth. Set C2380 so that the colour on the screen has practically stopped. Remove the interconnection.

2.3.5 Chroma 7,16 MHz auxiliary oscillator

Connect a pattern generator and supply a PAL colour bar pattern. Connect pin 17-IC7365 (TDA4650) to earth. Set R2379 so that the colour on the screen has practically stopped. Remove the interconnection.

2.3.6 SECAM demodulators

Connect a pattern generator and supply a SECAM black pattern. Connect an oscilloscope to pin 3-IC7365. Set L5370 to minimum amplitude. Connect the oscilloscope to pin 1-IC7365. Set R3370 to minimum amplitude.

SMALL SIGNAL PANEL

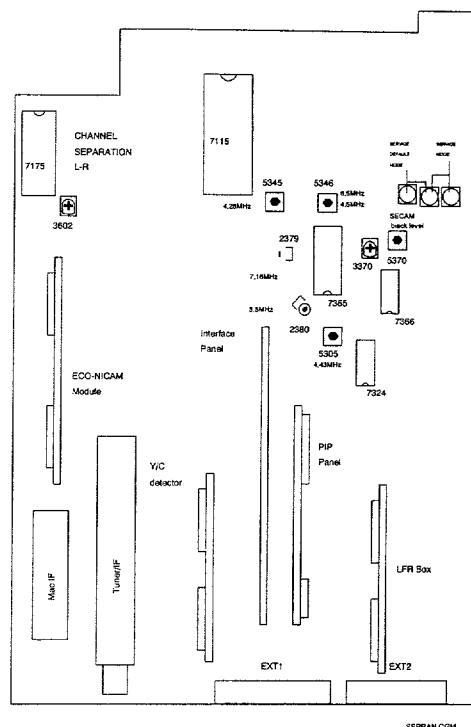


Fig. 7.3

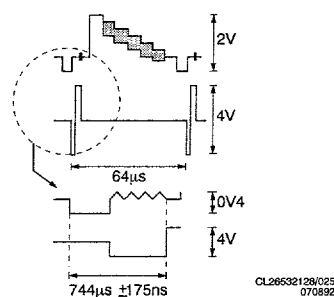


Fig. 7.4

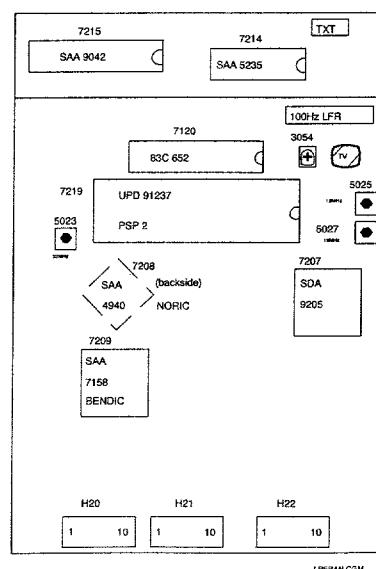


Fig. 7.5

Electrical adjustments

3. Electrical adjustments on the LFR box

3.1 Synchronisation

Connect point 5 of IC7216 to earth. Adjust R3054 until the picture is straight.
Remove the short circuit.

3.2 16MHz oscillator

Apply a PAL/SECAM signal. Measure the signals at point 1 of IC7219 and at point 5 of IC7216 simultaneously with an oscilloscope (fig. 7.9). Adjust coil L5027 so that the positive-going flank of the signal at point 1 of IC7219 comes 7.62 μ sec after the negative-going flank of the sync pulse in the video signal (point 5 of IC7216).

3.3 32MHz oscillator

Force the STABLE OSD command to the microprocessor, by disconnecting the set from a possible antenna input signal. Measure the frequency at point 41 of IC7208. Using L5023 set the frequency to 32 MHz \pm 50 KHz.

3.4 12MHz oscillator

Switch on compress.
Measure the signals on point 1 of IC7219 and on point 5 of IC7216 simultaneously with an oscilloscope (fig. 7.9). Adjust coil L5025 so that the rising flank of the signal on point 1 of IC7219 comes 7.62 μ sec after the negative flank of the sync pulse in the video signal (point 5 of IC7216).

4. Electrical settings on the ECO-NICAM decoder panel

4.1 Neutral frequency adjustment

Connect a frequency counter via a probe (Ci \leq 15pF) to pin 19 of IC7001 (SAA 7280) and pin 15 (GND).
Adjust C2015 in such a manner that the clock frequency is set at 728.025 kHz. (\pm 5Hz)

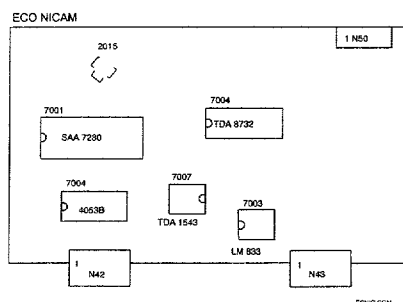


Fig. 7.6

5. Y/C detector adjustment

5.1 PAL/SECAM

Inject a chroma signal of 4.418 MHz/200mV on pin 15 of EXT2 SCART (PL05).
Connect an oscilloscope to the collector of T7266 (T7). Using L5201 adjust the 4.418 MHz signal to maximum amplitude.

5.2 NTSC

As PAL/SECAM but with a signal of 3.582 MHz/200mV. Adjust with L5200.

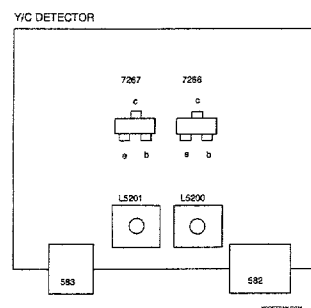


Fig. 7.7

6. Electrical settings on the PIP panel

Setting conditions

Before carrying out each setting, it should be ensured that a P.I.P. picture with colour bar is visible on the screen and the unit should have reached its operating temperature (after \approx 20 min.).

6.1 Horizontal synchronisation

Supply an aerial or generator signal.
Connect pin 28-IC7125 to pin 13-IC7125.
Connect pin 5-IC7755 to earth.
Measure the frequency on pin 17-IC7755 and set this to 15,625 Hz \pm 25 Hz with R3239.
Remove the short circuits.

6.2 AGC

If the picture from a strong local transmitter is distorted, adjust 3160 until the picture is not distorted.

6.3 Setting for PIP modules with TDA4554

6.3.1 Chroma bandpass filter

Connect a signal generator (e.g. PM 5326) to pin 10 of P17 and set its frequency to 4.286 MHz/0.2 Vpp.
Connect pin 27-IC7125 to 13-IC7125.
Connect an oscilloscope to pin 15-IC7125.
Set L5118 to maximum amplitude.
Remove the interconnection.

6.3.2 PAL chroma auxiliary oscillator

Connect a pattern generator and supply a PAL colour bar pattern. Connect pin 17-IC7125 (TDA4554) to earth.
Set C2202 so that the colour of the PIP picture is practically still. Remove the interconnection.

6.3.3 NTSC chroma auxiliary oscillator

Connect a pattern generator and supply an NTSC M colour bar pattern. Connect pin 17-IC7125 to earth. Set C2212 so that the colour of the PIP picture is practically still. Remove the interconnection.

6.3.4 The delay line

Connect a pattern generator and supply a PAL colour bar signal. Connect the X-input of the oscilloscope to pin 1-IC7125 (TDA4554). Connect the Y-input of the oscilloscope to pin 3-IC7125 (TDA4554). Set the oscilloscope to the X-Y position.
Set L5155 and L5157 so that the vectors lie in one line (points which are furthest from the origin).
Set the pattern generator to the "DEM" mode.
Set R3157 so that the vectors lie on top of one another in the origin.

Electrical adjustments

6.3.5 SECAM identification

Connect a pattern generator and supply a SECAM colour bar signal.
Connect pin 27-IC7125 to pin 13-IC7125.
Connect an oscilloscope to pin 21-IC7125.
Adjust L5190 to maximum DC level.
Remove the interconnection.

6.3.6 SECAM demodulators

Connect a pattern generator and supply a SECAM signal without contents (black). Connect pin 27-IC7125 to pin 13-IC7125. Connect an oscilloscope to pin 1-IC7125. Using L5175, set the DC level during the scan equal to the DC level during the flyback. In the same way set L5170, but now measure at pin 3-IC7125.
Remove the interconnection.

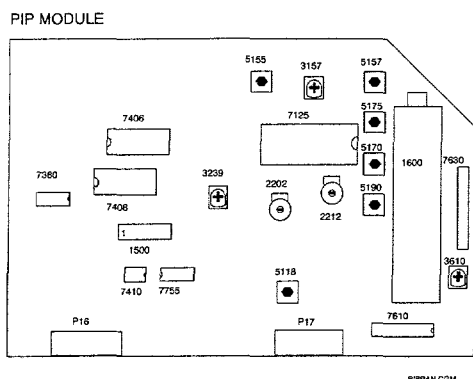
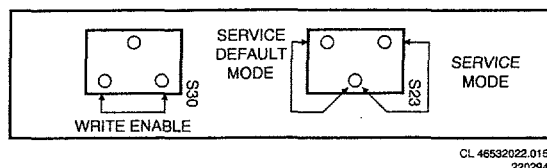


Fig. 7.8

7. Alignments in the Service Menu

The FL sets are equipped with EAROM protection. The EAROM protection will only work if pin 1 of IC7137 is high. If this point is made low by the pins of S30 on the SSP, the protection is switched off and the protected area can once more be written to. During adjustment in the service menu these pins must therefore remain connected together continuously.



CL 46532022.015
220294

7.1 Switch in the Service Menu by momentarily connecting together pins 2S323 and 1S323 on the small signal panel (diagram H). The Service Menu will then appear on the screen. The procedure is as follows:

- Select the required alignment with the coloured keys A to E.
- Change the values set using the "Menu +/-" key.
- Store the values set in the EAROM and leave the Service Menu by selecting STORE.

- The error codes are only displayed when the 'Service Mode' or the 'Service Default Mode' are switched on.

7.2 White Drive Alignment

Switch the set into 4:3 mode.
Switch out the DNR via the remote control.
Select a white picture. (A black picture (e.g. VCR1) set at maximum brightness is also suitable).
Switch the Service Menu in.
Select the required white drive alignment by adjusting the colours red and blue in relation to green (green is the reference colour).

Remarks: In the original factory settings "white" has a colour temperature of 7600K (White with a bluish tint). The point of departure is green with a value of 44. The factory setting for blue is then approx. 44. The factory setting for red is then approx. 21.

7.3 Cut-off Alignment

Switch the set into 4:3 mode.
Switch out the DNR via the remote control.
Select a black picture (e.g. VCR1).
Switch the service menu in.
Set the brightness level so that the picture just (but clearly) illuminates.
Using the Cut-off adjustments align the colour temperatures in such a manner that at minimum illumination of the picture they are the same as the colour temperatures at maximum brightness. (At minimum picture illumination it is possible that one colour may dominate. This is however normal and does not have to be (fully) compensated with the cut-off alignment).

Remarks: In the original factory settings "white" has a colour temperature of 7600K (White with a bluish tint). The point of departure is green with a value of 28. The factory setting for blue is then approx. 33. The factory setting for red is then approx. 25.

7.4 Option Alignment

The microprocessor communicates with a great number of components in the set. For correct communication the microprocessor has to know what IC's and modules are present in the set. This is done using option codes. An incorrectly set option code will give a communication problem and an accompanying error code. Every function has been allocated a value. The sum of 8 values forms an option code. This number can vary from 0 to 255. The option code tables are given at the end of this paragraph.

For example, a set has:

Option code 1

Function	Value
Front end FQ916/ME/IF	2
PIP module	8
NTSC-M	16
NICAM module	64
2nd front end on PIP module	128 +

Option code 1 is now: 218

Option code 2

Function	Value
100 Hz Digital Scan	4
100 Hz Digital Scan	64
Comb Filter	128 +

Option code 2 is now: 196

Option code 3

Function	Value
16:9 PTV	64 +

Option code 3 is now: 64

Option code 4:

Function	Value
50Hz-PIP	2
FL2/4 model	4
DAF	8
Mozaik screen on	32
Picture rotation	128 +

Option code 4 is now: 174

Option code 5

Function	Value
Third SCART (Euro AV3)	1
SCAVEM	2 +

Option code 5 is now: 3

Optioncode 1

Nbr.	Function
0	Front end = FQ816 / FQ916 A reception of PAL BG or PAL BG and SECAM BG is now possible
1	Front end = FQ844 / FQ944 Only reception of the UHF band is now possible
2	Front end = FQ816/ME/IF / FQ916/ME/IF Reception of SECAM L but not of SECAM L' is now possible (reception of NTSC-M is now usually also possible).
4	Front end = FQ916/MF/IF Reception of both SECAM L and SECAM L' is now possible (NTSC M reception is generally possible now via the Euroconnector).
8	PIP module present This makes it possible to show PIP (Picture in Picture) displays.
16	NTSC-M reception possible This is normally always in combination with front end FQ816/ME/IF or FQ816/MF/IF or FQ916/ME/IF or FQ916/MF/IF
32	SECAM DK module fitted In this case transmissions using the SECAM DK system can also be received.
64	NICAM module fitted In this case the digital sound with NICAM transmission can be received.
128	Second front end for PIP fitted If this second front end is fitted a second transmitter can be displayed in the PIP picture. The PIP function (number 8) still applies.

Optioncode 2

Nbr.	Function
1	Not in use
2	Not in use
4	100Hz 0 for 50Hz or 100Hz-ECO (FLx.x7) 1 for 100Hz Digital Scan (FLx.x4/FLx.x6) See number 64 further.
8-32	Not in use
64	100Hz 0 for 50Hz 1 for 100Hz-ECO (FLx.x7) 1 for 100Hz Digital Scan (FLx.x4/FLx.x6) See number 4 further.
128	Comb-filter Select this bit for sets with a comb-filter with IC7000 = MC141625 on the comb-filter module (number 16 of option code 4 should now be zero).

Electrical adjustments

Optioncode 3	
Nbr.	Function
1-32	Not in use (SAT)
64	16:9 present
128	"Videocolor 36" Picture tube

Optioncode 4	
Nbr.	Function
1	Teletext Peaking Filter on/off for LFR box (Scandinavia) In Scandinavia this number must be selected .
2	50Hz-PIP in a 100Hz set Applies to FLx.x7. Applies to Digital Scan sets (FLx.x4/FLx.x6) with the Multi-PIP possibility. (This option is 0 for the FL1.14 36" (no Multi-PIP))
4	FL2/4 model (see chapter 4 also)
8	16:9 picture tube with DAF (Dynamic Astigmatic Focus) Recognisable by the potentiometers for 'Focus' and 'VG2 (SCREEN)'; these are located on the DAF unit instead of on the high voltage transformer (LOT).
16	Not in use
32	Mozaik screen on/off
64	Not in use
128	Picture rotation possible (frame rotation) (16:9)

Optioncode 5	
Nbr.	Function
1	Third SCART present
2	SCAVEM switchable present
4	Not in use
8	SCAVEM non switchable present
16	Auto TXT install enable

1. The Service Default Mode

1.1 Definition state

1.2 Switch on and off

1.3 Fault signals

SERVICE 00 00 05 06 05

1.4 Operation

2. Error messages

Fig. 8.1

3. Replacement of EEPROM IC7137

4. Extension prints

5. Removing the PIP module

The PIP module can be simply removed, leaving the set functioning normally (The LED display does however indicate an error condition). Following the removal of the PIP module the signal path is broken. The signal path can be restored by placing the 5-core flat cable with connector S56 in connector foot S16 (see diagram D). The error message can be removed through the application of the option codes (see chapter 7).

6. E

E
a
s.

4

S

7.

Further
re-
m-
in-
se-
de-
st-
co-

- 1.
- 2.
- 3.
- 4.
- 5.

T:
m
T:

LF
LF
LF
10

8 D

8.1 H

A
su
pr
mi
(s

Al
in;
de

6. Extension cables

Extension cables are available to lead the large signal and small signal panel signals (LSP and SSP) separately out of the set. These are made up as follows:

4822 320 20209 Set of 6 cables for LSP and SSP connections.

See chapter 4 also.

7. Central repair

For panels and modules which are difficult to repair there remains a possibility for central repair. Following receipt of a defective module a repaired and tested module is issued.

In order to guarantee the quality of the central repair service a certain amount of information regarding the defective panel is required. This information should be submitted together with the defective panel. This concerns the following information:

1. Clear description of the fault
2. Indication of intermittent or continuous fault
3. Type/version number of the set
4. AG-production code and week/year number
5. Serial number

The defective modules should be complete and free of mechanical damage.

These facilities are offered for the modules below:

LFR box [L]+[M]	4822 212 31233	FL2.2X
LFR box [L]+[M]	4822 212 31313	FL2.24/58
LFR box [L]+[M]	4822 212 31314	FL2.24/62
100Hz box [L]	4822 212 31392	FL4.27

8. Diagnosis and protection

8.1 Hardware and software protection

In case any serious fault occurs in the set, one of the protection circuits will activate. A protection circuit switches of the main power supply (SOPS) via the stand-by input (STBY) of the SOPS control panel. This input is located on pin 1 of connector pin L40 with test point number TP56, and is illustrated on diagram A. As the microprocessor is fed by a separate stand-by power supply (SOPS), the processor and the LED's will continue to operate, even when the main power supply is switched off.

A number of protection circuits can switch off the power supply independently and immediately (hardware protection). In two protection circuits the microprocessor itself switches off the power supply (software protection).

All protection circuits come together on the stand-by input (TP56 of the main power supply). A diagnosis determines which protection circuit is active.

8.2 Protection test point TP56 [diagram A]

The following voltages may be present on the stand-by input of the SOPS control panel (TP56): [see diagram A]

- | | | |
|---|-------------|---|
| 1 | Approx. 17V | during operation; |
| 2 | 0.5 - 1V | during hardware protection;
(this value is maintained by a thyristor circuit formed by TS7380/TS7381); |
| 3 | 0.5V | during stand-by and software protection. |

8.3 Hardware protection:

- 1 Power supply voltage +13 from the SOPS too high (+V) [diagram A].
This protection circuit activates if the voltage in +13V circuit of the SOPS becomes too high during operation.
- 2 SOPS and/or +11/-11V for the audio output amplifier defective (SOUND-PROT). [diagram G]
The protection circuit activates when the +11V and -11V voltages are no longer in balance, or when both voltages are absent. This protection circuit also operates when the SOPS does not function or is short-circuited.
This protection circuit is fed by the start-up voltage 'Vstart' from the SOPS.
- 3 Beam current too high (I-BEAM) [diagram B]
When the beam current becomes too high this protection circuit switches off the power supply. Before this protection circuit can activate the picture will first illuminate brightly. This fault occurs for example on the absence of the +200V power supply voltage on the picture tube panel.
- 4 Deviating LOT behaviour (EHT, LOT-PROT) [diagram B].
This protection circuit becomes active when a 'unusual' voltage forms appear on the LOT outputs (5555). This may indicate defective or loose components in the line deflection circuit. (LOT, switching transistors, capacitors).
- 5 East/west output stage defective [diagram B].
This protection circuit activates when the current through the east/west switching transistor T7610 exceeds a specific value. In this case transistor T7542 will conduct for a brief period.
(the base-emitter voltage U_{be} from T7542 is then momentarily greater than 0.6V).
- 6 Vertical deflection end stage (IC7450) defective [diagram B].
The frame output stage IC7450 has a protection output (pin 7, TP62). This output becomes momentarily high on any defect in this IC or during the absence of the power supply voltage. During normal operation there are short pulses on this output.
The frame output stage is fed by a winding on the LOT (5555) (+28V or +32V).
During diagnosis a check should be made whether the +28/+32V power supply voltage continually drops before the protection circuit output is activated. If this is the case then one of the other protection circuits is responsible for switching out the power supply.

Repair tips

By measuring the timing pulses between the protection output (pin 7) and the power supply voltage (pin 6) in relation to earth (pin 2 or 4) it can be determined whether the protection is originating from the frame output stage. The protection circuit overview at the end of this chapter provides a schematic overview of the measurements.

8.4 Software protection

8.4.1 Error message 99

Error message 99 is displayed when software protection is generated by the microprocessor. Software protection becomes active when the +13V and or +5V power supply voltage is not present on the small signal panel (SSP). Due to the absence of the power supply the connected components are unable to provide an I²C signal to the microprocessor. The processor then sets the SOPS in stand-by. If this is the case error message 99 is then displayed. Software protection can be switched out by activating the 'Service Default Mode' (see §1).

If the +13V or +5V are absent as a result of hardware protection switching out the power supply, error message 99 will be displayed by the LED's following a short period, as the microprocessor is no longer receiving any signal from the connected IC's. The processor now bridges the hardware protection via the STBY signal. Each hardware protection will therefore eventually result in software protection, resulting in error message 99 being displayed.

During hardware protection the microprocessor makes repeated attempts to communicate with the connected I²C-IC's before making a decision for software protection.

During this period (up to approximately 5 minutes) the set will not react to any operational commands. Because none of the I²C-IC's responds in this period various error messages will be displayed by the LED's. If error message 99 does not eventually appear then the protection circuits are not operational and the cause of the fault can be sought elsewhere.

When the microprocessor generates a STBY signal for implementing software protection TP56 will be made lower than 0.5V by the STBY signal, through which any eventual hardware protection on TP56 will be bridged. In order to determine whether hardware protection is active via TP56 the voltage on TP56 should be measured with the set in the 'Service Default Mode' or measured before error message 99 appears on the LED display.

8.4.2 Software protection

7 +5V on the small signal panel (SSP) [diagram B and C]
To test whether the +5V power supply voltage, from the LOT winding (5555) [diagram B], is reaching the small signal panel without short-circuiting, the front-end (1160 [diagram C]) must provide a signal to the microprocessor via IC within a specific time. If this signal does not arrive, the microprocessor switches the main power supply into stand-by, and the LED's will indicate error message 99 once more. To test whether the front-end is defective the service default mode will have to be selected. If the power supply voltages on the front-end are correct and a front-end error message persists (error 11), then the front-end is defective.

8 +13V on the small signal panel (SSP) [diagrams A, D and F]).

To test whether the +13V power supply voltage from the main power supply (SOPS) [diagram A] is reaching the small signal panel without short-circuiting, IC7430 (TDA4680 video processor, [diagram D]) or IC7600 (TDA8417, stereo decoder, [diagram F]) or IC7680 (TDA8425, audio processor [diagram F]) must provide a signal via I²C to the microprocessor within a specific time. If none of these three IC's provides any signal the microprocessor switches the main power supply into stand-by. The LED's indicate error code 99.

9 SAT box power supply defective (only for set with a SAT box (D2-MAC)).

When the SAT box microprocessor does not send a signal to the main processor in the set, the main processor, following error message 51 (SAT box processor), will switch the software protection in. The LED's now indicate error code 99.

To test whether the SAT box processor is defective the service default mode must be selected. If only the error message from the SAT box is now indicated (error 51), and all power supply voltages on the processor are correct, then the SAT box processor is defective.

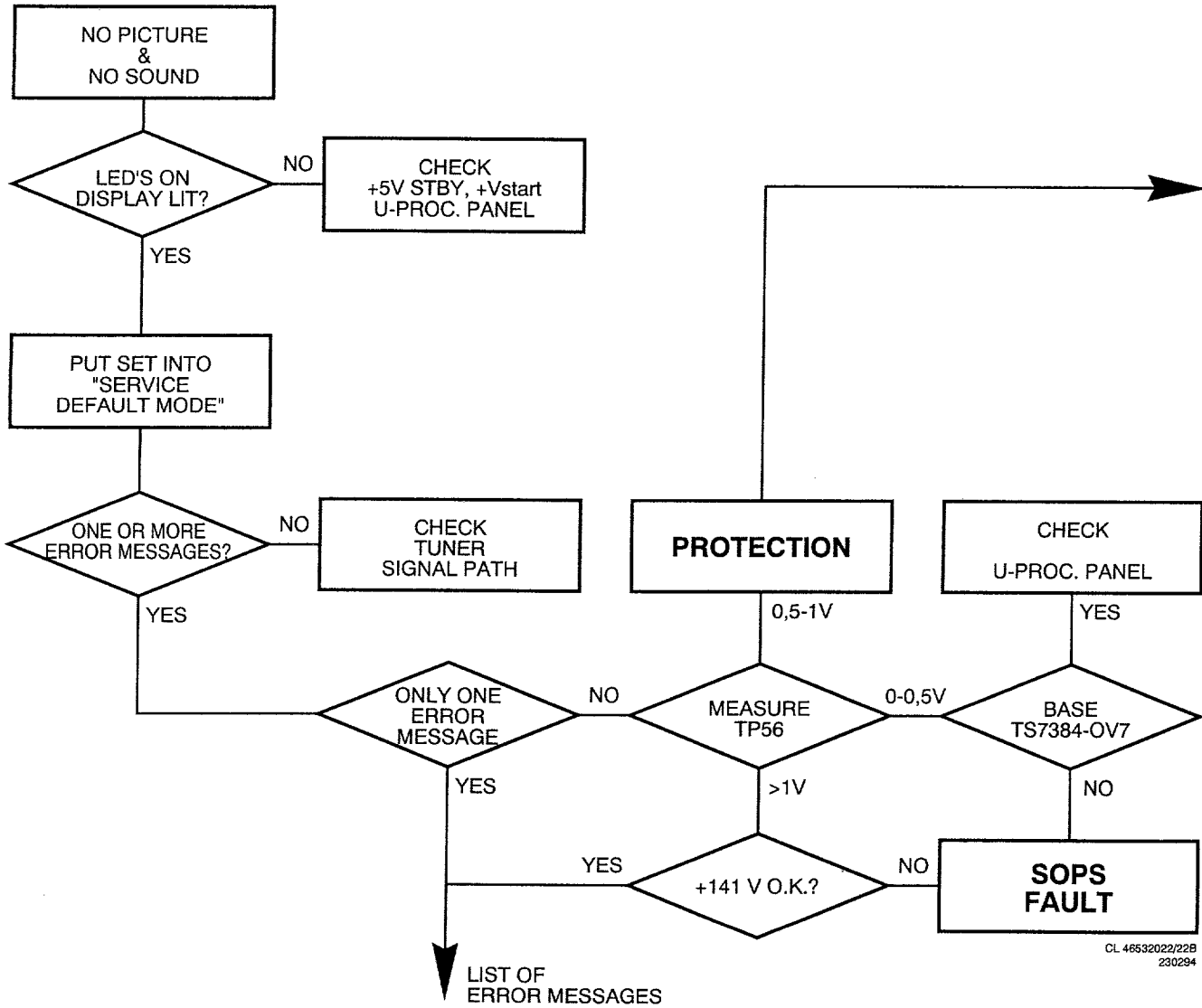
The operation of the SAT box power supply [diagram O] can be checked as followed: Disconnect the SAT box and chassis from one another by disconnecting the band cable between the interface panel [diagram P] and the SAT box [diagram O].

When after a short time the set can be started up from stand-by the SAT box will have an incorrect power supply and error message 99 does not appear.

8.5 Measurements in the protection circuits.

All hardware circuits are illustrated in figure 8.2. The oscillograms indicate the voltages on the relevant test points immediately after the set is switched on. In this case the signals illustrated are for during:

- normal operation
- protection caused by this circuit (PROT);
- protection caused by another protection circuit (N-PROT).



CL 46532022/22B
230294

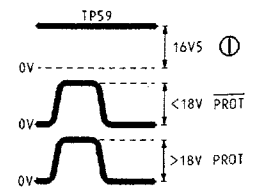
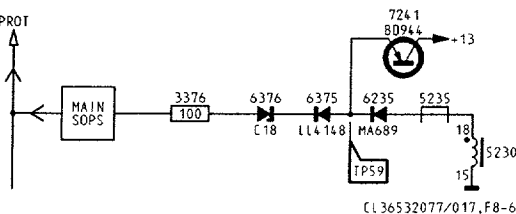
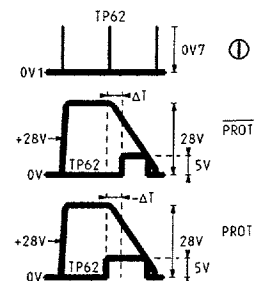
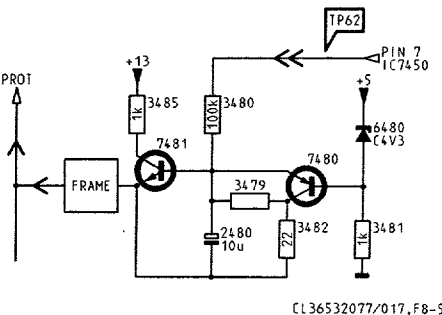
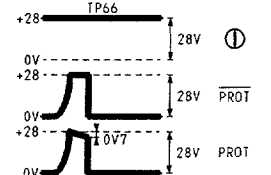
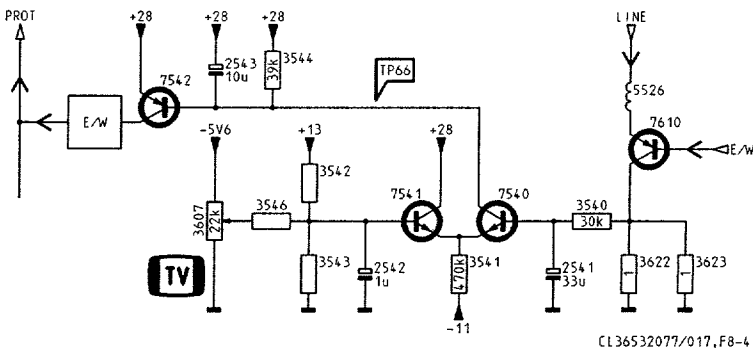
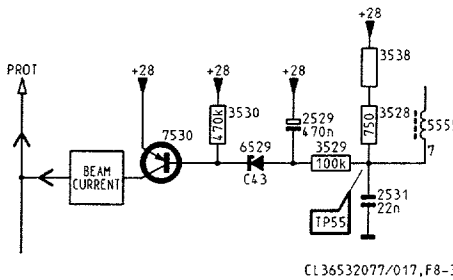
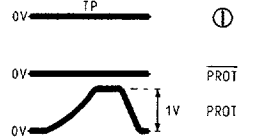
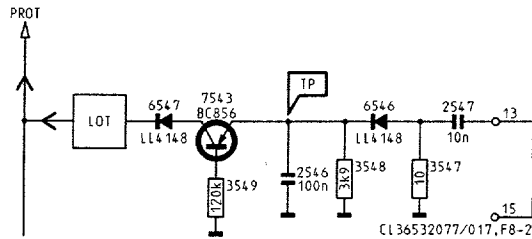
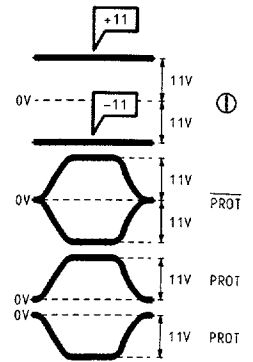
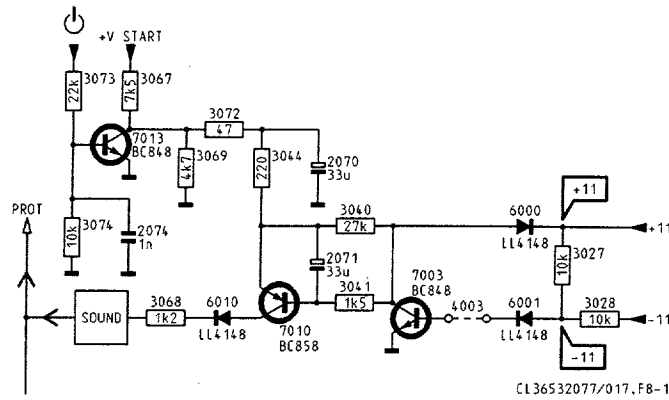
+11V
-11V

EHT



+V

Fig. 8.2



CL 36532077/017, F8-6

List of error messages

Error number on screen	Flashing LED							Description of error
1 ¹⁾			X		X	X		I ² C, IC7108, SSP [H] (MSM6307)
3					X	X		I ² C, IC7215, 100Hz SAA 9042 [L] I ² C, IC7111, TXT SAA 9042 [L']
4				X		X		I ² C, IC7220, 100Hz [M] [L'] J83C652
5				X			X	I ² C, IC7408, PIP [J] (SDA9088)
6				X	X	X		I ² C, IC7600, SSP [F] (TDA8417)
7							X	I ² C, IC7680, SSP [F] (TDA8425)
8						X	X	IC7440, frame rotation [Y], PCF8574 (16:9)
9			X	X		X		I ² C, IC7430, SSP [D] (TDA4680)
10				X	X		X	I ² C, IC7395, SSP [D] (TDA8443)
11				X	X			I ² C, front-end, SSP [C] (FQ 9XX)
12						X		I ² C, IC7137, SSP [H] (X24C04)
13			X					I ² C, bus on chassis blocked
14			X	X				I ² C, IC7258, SSP [C] (HEF4094)
15			X	X	X			I ² C, IC7219, SSP [C] (TEA6414)
16			X			X		I ² C, IC7040, SAT Interface [P] (TEA6414)
17			X		X			IR-receiver on SSP [H] blocked (1100)
18				X		X	X	7115, SSP, μ proc. [H]
19			X	X	X	X		UART Bus blocked, 7115, SSP, μ proc. [H]
20				X	X	X	X	7115, SSP, μ proc. [H]
21				X				EAROM X24C08 empty, IC7137, SSP [H] (§ 8.3)
23	X				X			I ² C, IC7080, convergence panel [V] (TDA8444) (PTV)
28		X						I ² C, PIP tuner [J]
29		X			X			I ² C, IC7638, PIP-modulo [J] (SAA1300)
30			X		X		X	I ² C, IC7175, SSP [C] (PCF8574)
31			X		X	X	X	I ² C, IC7001, NICAM-panel [K] (SAA7280)
33		X		X				I ² C, PLL (1500) PIP modulo [J]
34 ¹⁾	X		X				X	LNC supply on SAT box [Q,R] not correct
35 ¹⁾	X		X		X		X	IM-bus on SAT box [Q,S] blocked
36 ¹⁾	X		X	X			X	I ² C, bus on SAT box blocked
37 ¹⁾	X		X	X	X		X	I ² C, IC7450, D2-MAC [S] (X24C02)
38 ¹⁾	X		X			X	X	I ² C, SAT Tuner [Q] (SF914; SF916)
39 ¹⁾	X		X		X	X	X	HEF STROBE 1, IC7925, FSS [T] (HEF4094)
40 ¹⁾	X		X	X		X	X	D2-MAC [S]
41 ¹⁾	X		X	X	X	X	X	HEF STROBE 2, IC7475, D2-MAC [S] (HEF4094)
42 ¹⁾	X				X		X	IC7250, TUNER/CONTROL [Q]
43 ¹⁾	X			X			X	UART bus blocked IC7250, TUNER/CONTROL [Q]
44 ¹⁾	X			X	X		X	SAT Tuner [Q] (SF914/916)
45 ¹⁾	X					X	X	IC7250, TUNER/CONTROL [Q]
46 ¹⁾	X				X	X	X	IC7250, TUNER/CONTROL [Q]
47 ¹⁾	X			X		X	X	IC7262, TUNER/CONTROL [Q]
48 ¹⁾	X			X	X	X	X	D2-MAC [S]
49 ¹⁾	X			X		X		EAROM X24C02 empty, 7450, D2-MAC [S] (§17)
51 ¹⁾					X	X	X	IC7250, TUNER/CONTROL [Q]
52 ¹⁾			X				X	D2B Bus EXT, SSP [H] blocked.
53			X			X	X	IC7330, MAC TXT [S], TPU2735
55			X	X		X	X	IC7140, Panorama [B], PCF8574 (16:9)
99	X		X		X			Protection

¹⁾ This error is only possible on sets with built in SAT box.

● The error codes are only displayed when the 'Service Mode' or the 'Service Default Mode' are switched on. In case an error indication on the set is not included in this table, then check the optional codes (see § 7).

repeat Do you want to store another TV channel?

- Repeat steps a to d.

Are you connected to the cable system?
Begin immediately with step b. You have already selected the TV system in step a for all channels.

out Have you finished locating TV channels?

- Press **MENU**.
- The **TV INSTALLATION** menu appears again.

Entering or modifying a programme name

Now you yourself must assign a name to the TV channels located. A name of maximum 5 letters or numbers can be given to the programme numbers 0 to 99. For example SUPER, BBC1, ...

- Press the yellow key c.
- The **PROGRAMME NAME** menu and the programme list appear. Also the frequency of the current TV channel is displayed.
- Press **[]** under the door of the remote control to recognise which programme is being broadcast.
- The menu **PROGRAMME NAME** disappears temporarily.
- Press the red key a.
- Select the TV channel of which you want to change the name or to which you want to assign a name with the digit keys or with P - or +.

In the list you can now modify or enter the name of the TV channel. With the arrow under the letter and number line you select which letter or number in the list above you wish to enter. In the list there is a red or white block next to the chosen programme number.

- Hold as desired, either the green key b down to move the arrow to the left, or else the yellow key c to move the arrow to the right.
- The letter or number that you indicate with the arrow appears in the block.
- Press the blue key d.
- The block moves over one space.
- Now you can choose a following letter or number with the arrow.
- Place the arrow between Z and 0 for a space.

*Did you fill in a wrong letter or number?
Press repeatedly on the blue key d until the block is back in the place where you want to make a change.
Now choose with the arrow the correct letter or number.*

Are the complete names filled in?

- Press **MENU**.
- The **TV INSTALLATION** menu appears again.

Modifying the programme list

According to your preference you can modify the programme list of the stored TV channels by swapping, deleting or inserting certain TV channels.

- Press the blue key d.
- The **PROGRAMME SORT** menu appears.

a. swap

With the swap-function you can modify the allocation of the stored TV channels.

- Press the red key a.
- FIRST SELECTION** lights up.
- Select the programme number of the TV channel of which you want to modify the programme number with the digit keys or with P - or +.
- Press the green key b.
- SECOND SELECTION** lights up.
- Select the programme number of the TV channel which you want to swap with the programme number selected in your first selection.
- Press the yellow key c.
- PROGRAMMES SWAPPED** appears briefly at the top of the menu.
- The TV channels and their names selected in the first and the second selection are swapped.
- Repeat this for all the other TV channels you want to replace.

b. delete

- With the delete-function you can remove the TV channels you do not like to have in the programme list anymore.
- Select, with the digit keys or with P - or +, the programme number you want to delete.
- Press the blue key d.
- DELETE** lights up and the programme number and name of the TV channel to be deleted starts flickering in the **FIRST** or **SECOND SELECTION** line.
- Press **MENU** + to select YES.
- DELETING PROGRAMME** appears briefly at the top of the menu.
- The selected TV channel is deleted, its place is taken by the next programme and the subsequent programme numbers are shifted up one place.
- Repeat this for all the other TV channels you want to delete.

c. insert

You can add a TV channel at the place you like in the programme list with the insert-function of the programme sort menu.


- Press the red key a.
- FIRST SELECTION** lights up.
- Select, with the digit keys or with P - or +, the programme number where you want to create an empty place to insert a new TV channel.
- Press the white key e.
- INSERT** lights up.
- Press **MENU** + to select YES.
- INSERTING PROGRAMME** appears briefly at the top of the menu.
- All the programmes starting from the one indicated in the programme list are shifted one place downwards.
- The programme number of the empty place appears in red.
- You can now insert a new TV channel with the **MANUAL TV INSTALLATION** method. See earlier.

- Are all the TV channels allocated as you like?
- Press **MENU**.
- The **TV INSTALLATION** menu appears again.

Preselection preferences

All the stored TV channels have been automatically placed into the programme list. In the **PREFERENCE PRESELECTION** menu you yourself should indicate for each stored TV channel if you want to keep that programme number as a favourite. You can do this also for a programme number you want to reserve for the programmes you receive from your decoder.

This will make selecting your favourite TV channels a lot easier and faster. When you run quickly through the TV channels by holding the P - or + key pressed down, only those TV channels which are in the favourite list will be displayed. When you select a TV channel with the digit keys, the indication of this selected TV channel will be displayed in white characters when it is a TV channel from the favourite list, in red characters when it is a TV channel which is not in the favourite list.



Favourite TV channels

- Press the white key a in the **TV INSTALLATION** menu.
- The **PREFERENCE PRESELECTION** menu appears.
- Press the red key a.
- PROGRAMME NUMBER** lights up.
- Select the programme number of a TV channel with P - or + or with the digit keys.
- Press the green key b.
- FAVOURITE STATUS** lights up.
- Press **MENU** - or + to select NO or YES.
- In this way you decide whether you want to keep the selected TV channel as a favourite TV channel or not.
- Repeat this for each programme number.



Decoder

In case you have connected a decoder, see Decoders, you can define one or more programme numbers as a decoder preselection.

- Press the red key a in the **PREFERENCE PRESELECTION** menu.
- PROGRAMME NUMBER** lights up.
- Select the programme number under which you want to store the programme coming from your decoder with P - or + or with the digit keys.
- Press the yellow key c.
- DECODED** lights up.
- Press **MENU** - or + repeatedly until the designation EXT1 or EXT2 appears according to the euroconnector to which you connected your decoder. This is not possible with a decoder connected to EXT3.
- Select NO if you do not want the selected programme number being activated as a decoder preselection.
- Press **MENU** twice.
- The **SYSTEM INSTALLATION** menu appears again.

Photo CD/CD-I

In case you have connected a photo Compact Disc or a Compact Disc Interactive see Peripheral Equipment.

- Press the yellow key c in the **SYSTEM INSTALLATION** menu.
- PHOTO CD/CD-I** lights up.
- Press **MENU** + to select YES.
- This offers you an optimum picture quality for your Photo CD or CD-I.

Picture rotation


- Press the blue key d in the **SYSTEM INSTALLATION** menu.
- PICT. ROTATION** lights up.
- Press **MENU** - or + repeatedly to adjust the rotation of the picture.
- Press off to exit the **SYSTEM INSTALLATION** menu.

Operation

Standby

- With the standby key **[]** at the top of the remote control you can temporarily switch the TV off.
- The red lamp on the TV lights up.
- Press the C-key or a digit key in order to turn the TV on again. If for a period of 10 minutes no aerial signal is received, then your set automatically switches to standby.
- Your TV consumes energy in the standby mode. Energy consumption contributes to air and water pollution. We advise you to switch off your TV overnight instead of leaving it on standby. You save energy and the picture tube is demagnetised which supports good picture quality.

Main Menu

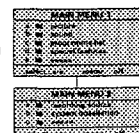


You use the keys in the grey area of the drawing to operate the main menu.

With the colour keys a-b-c-d-a you select your choice in the menus.


The main menu is split into 2 menus and you can:
adjust picture and sound according to personal preference
call up a programme list with an overview of the TV channels stored
select from among various special features
select recording sources for your video recorder
enter the system installation menu.

- Press **MENU**.
- The **MAIN MENU 1** appears.
- Press off to switch off each menu.



Adjusting the picture

- Press **MENU**.
- Press the corresponding colour key for **PICTURE**.
- The **PICTURE 1** menu appears



- Press one of the colour keys to select the adjustment you want to regulate.
- When you have a set that can receive the NTSC system and when USA is selected in Selecting the TV system, also the option **LINE** appears in the **PICTURE 2** menu.
- The selected adjustment lights up.
- Press **MENU** - or + - in order to regulate the selected adjustment.
- Press a colour key once more in order to select another adjustment.


- Do you want to store the changed adjustment in the memory ?
- See Special Features, PP store.

Digital scan (Line Flicker Reduction)

- In certain circumstances while watching TV programmes it may be preferred to switch off the digital scan line flicker reduction.
- Press the corresponding colour key for **DIG. SCAN**.
- Press **MENU** - in order to switch off the line flicker reduction.
- Press **MENU**.
- The **MAIN MENU 1** appears again.

Adjusting the sound

- Press **MENU**.
- Press the corresponding colour key for **SOUND**.
- The **SOUND 1** menu appears.



- Volume, balance, treble, bass**
- Press one of the colour keys to select the adjustment you want to regulate.
- The selected adjustment lights up.
- Press **MENU** - or + - in order to regulate the selected adjustment.
- Press a colour key again to select another adjustment.

- Do you want to store the modified adjustment in the memory ?
- Press **MENU**.
- The **MAIN MENU 1** appears.
- See Special Features, PP store.

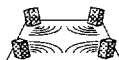
Speech

- Press the white key **S** in the **SOUND 1** menu.
- The **SOUND 2** menu appears.
- Press the corresponding colour key for **SPEECH**.
- SPEECH** lights up.
- Press **MENU** + to reveal the treble and to suppress the bass.
- Press **MENU** - to switch off.

Spatial and surround sound

- Press the corresponding colour key for **SPATIAL** in the **SOUND 2** menu.
- SPATIAL** lights up.
- Press **MENU** - or + to switch off or on.
- When **SPATIAL ON** is selected, it seems as though the loudspeakers are spread further apart from one another. You get a spatial sound effect.

- You achieve a Surround Sound effect if you have 2 or for a maximum effect 4 extra loudspeakers connected. See Peripherals.
- In case of 2 extra loudspeakers, always connect them to **REAR** at the back of your TV.
- In case of 4 extra loudspeakers, connect them to **FRONT** and **REAR**.
- Press the loudspeaker switch on the back of the TV out.
- The internal loudspeakers of your TV are now switched off.
- Place the loudspeakers in the corners of an imaginary square.



- Mono** broadcasting activates the two loudspeakers of your TV set or the two loudspeakers connected to **FRONT** and **REAR**.
- Select **SPATIAL ON**.
- You get a pseudo stereo effect.

- Stereo** broadcasting activates the two loudspeakers of your TV or the two loudspeakers connected to **FRONT** and the two loudspeakers connected to **REAR**.
- Select **SPATIAL ON**.
- You get a spatial stereo effect.

Sound mode

- Press the corresponding colour key for **SOUND MODE** in the **SOUND 2** menu.
- SOUND MODE** lights up.
- If the TV channel which you are now watching transmits stereo or digital sound and if your set is equipped with Nicam, you can choose between :
 - stereo or mono if the TV channel transmits stereo sound
 - digital or analogue if the TV channel transmits digital sound.
- Select **analogue** or **mono** in case of weak digital or stereo sound signals.
- Press **MENU** - or +.

- If you do not make a sound choice for the TV channel which you are watching your TV will choose between stereo or digital sound, depending on the sound the TV channel transmits.


- Press **MENU**.
- The **MAIN MENU 1** appears again.

Programme list

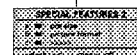
- Press the corresponding colour key for **PROGRAMME LIST** in **MAIN MENU 1**.
- A list with an overview of the first 30 stored TV channels appears.
- TV channels from the favourite list are displayed in white characters. TV channels which are not in the favourite list are displayed in red characters.
- Press **MENU** - or + to run through the other pages (to 99) of the programme list.
- Press **MENU**.
- The **MAIN MENU 1** appears again.
- Press **off**.
- The **MAIN MENU** disappears.

Special features

- Press **MENU**.
- Press the corresponding colour key for **SPECIAL FEATURES**.
- The **SPECIAL FEATURES 1** menu appears.




- Press a colour key in order to choose between child lock, sleep timer, pp store, demonstration, pip size (for sets with the Picture in Picture option) or picture format.
- Your choice lights up.
- Press once more on a colour key to make another choice.



Child lock

- If the child lock is on, the TV can only be switched on with the digit keys on the remote control. The keys on the TV cannot be used.
- If the message **CHILD LOCK ON** appears, the child lock should be switched off.

- Press the corresponding colour key for **CHILD LOCK**.
- Press **MENU** - or + to switch the child lock off or on.



Sleep timer

- With the aid of the sleep timer you can set the time when the TV should switch itself off.

- Press the corresponding colour key for **SLEEP TIMER**.
- Hold the key **MENU** + pressed down.
- The counter runs from off up to 90 minutes.
- Hold the key **MENU** - pressed down.
- The counter runs from 90 down to off.

- If you have set a time, then one minute before the TV switches off the remaining minute automatically appears on the screen.
- You can always switch off your set earlier or change the time set.

PP store

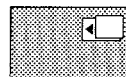
- Adjustments made in the picture- and sound menu can be stored in the memory and be called up again with the **PP** key.
- Press the corresponding colour key for **PP STORE**.
- PP STORE** lights up and **PERSONAL PREFERENCE STORED** appears briefly on the top of the menu.
- At this point all previous adjustments are cancelled.
- See also Other functions.

Demonstration

- This function demonstrates one after another all the possible options of your TV.
- Press the corresponding colour key for **DEMONSTRATION**.
- Press **MENU** + to switch the demonstration on.
- Press **off** in order to stop the demonstration.

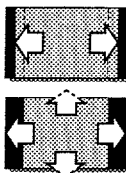
Pip size

- You can select either a large or a small pip format.
- Press the corresponding colour key for **PIP SIZE** in the **SPECIAL FEATURES 2** menu.
- Press **MENU** - or +.
- For more information about Pip, see Pip, Picture in Picture.



Picture format

- A programme in the conventional picture format can be expanded so that you can take full advantage of your wide screen.
- Press the corresponding colour key for **PICTURE FORMAT**.
- Press **MENU** - or + repeatedly to select **NORMAL**, **PANORAMA** or **EXPAND** in order to choose between a conventional, a panoramic or a full expanded picture format.



Recording Source

- If you want to record a programme, then first read Peripherals, Recording.

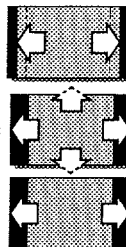
System Installation

- You can also enter the System Installation menu via the Main Menu 2 to select your menu language and to locate and to store your TV channels.

Other functions

Picture format

- Press **PF** repeatedly to select
 - or a conventional picture format
 - or a panoramic picture format
 - or a full expanded picture format
 - or a wide screen picture format.
- The information **PANORAMA** appears briefly on the screen if a panoramic picture format has been selected.
- The information **MOVIE EXPAND** appears briefly on the screen if a full expanded picture format has been selected.
- Keep **MENU** + pressed to move the full expanded picture upwards so that the subtitles, if there are, become visible at the bottom.
- Keep **MENU** - pressed to move the full expanded picture downwards again.
- The information **WIDE SCREEN** appears briefly on the screen if a wide screen picture format has been selected.



- Making subtitles visible from pictures from **VCR1**, **VCR2** or **SAT** in the **MOVIE EXPAND** picture format

- Press the **TV** key on the remote control.
- Keep **MENU** + or - pressed to move the picture upwards or downwards again.
- Press the **M** again until the designation **VCR1**, **VCR2** or **SAT** appears in a grey block.
- Now you can operate your video recorder 1 or 2 or satellite tuner again with the remote control of the TV.

Previous programme

- Press the **P+P** key.
- The previous selected TV channel is displayed again.
- The **←** indication has a video recorder function.

Selecting satellites

The keys **+** and **-** are only functional when having connected a satellite tuner in combination with a satellite positioner and an automatically rotatable polarmount antenna to select satellites.

PP key

With the green **PP**-key you can call up again the picture and sound adjustments which have been stored with the **PP store** in the Special Features menu.

- Open the door of the remote control.
- Press **PP**.

Information on screen

After the selection of a TV channel the following information appears briefly on your screen:

- the programme number and name of the selected TV channel
- the actually selected sound mode if the TV-channel transmits stereo or digital sound
- SOUND MUTE** when the sound is temporarily interrupted
- the name of the pip connection if pip is switched on.
- See **Pip-Picture in Picture**.
- DUAL I** or **II** in case of bilingual broadcast.

- Open the door of the remote control.
- Press **[]** short.
- The channel information appears on the screen for a few seconds.
- If the sleep timer is on, then the remaining time becomes visible.

Permanent programme number

- Open the door of the remote control.
- Press **[]** long.
- The channel information appears on the screen for a few seconds and the permanent programme number remains in the upper right hand corner of the screen when it was off, or disappears when it was on.

Bilingual Broadcast

If you are watching a TV channel which is being broadcast in two languages, dubbed and original language, you can make your choice.

- Open the door of the remote control.
- Press key **III** and select language **I** or **II**.
- DUAL I** or **II** appears for a moment on top of the screen.
- The setting is stored in the memory for the selected TV channel when switching to another TV channel or to standby.

Time

The time can only be called up if the TV channel you are watching is also broadcasting teletext.

- Teletext does not need to be switched on.
- Open the door of the remote control.
- Press **[]**.
- The time appears in the upper right hand corner of the screen.
- Press **[]** again in order to switch off.

Freezing the picture

When watching you can freeze the picture at any moment.

- Press **[]**.
- Press **[]** again to return to normal picture.

DNR

With **DNR**, Dynamic Noise Reduction, you can reduce the noise when receiving a weak signal and so improve the picture quality.

- Press the **DNR** key repeatedly to select **DNR MIN**, **DNR MED**, **DNR MAX** or **DNR OFF**.
- Your selection appears for a moment on top of the screen.
- DNR MED** offers you an optimum picture quality, and it is the most ideal setting for signals of normal strength.
- DNR MAX** is not necessary when the picture quality is good.

The setting is stored in the memory only for the selected TV channel after you have switched to another TV channel.

Mosaic screen

With the mosaic screen, you can scan the TV channels stored in the favourite list, display successive frozen pictures with the photo finish function and reproduce the main picture image by image with the strobe function.

- Press **[]**.
- A menu line appears on the bottom line of the screen. It contains four functions, each having another background colour, corresponding to the menu colour keys.
- Press the corresponding colour key to activate one of the 4 functions.

Scan

- Press the red key **a**.
- A scan of the stored TV channels is performed, starting with programme number 0.
- Only TV channels placed in the favourite list or programmes from switched on peripherals are displayed. On the last position, bottom right, a live picture is shown of the programme that was displayed before the mosaic screen was switched on.
- Press the red key **a** again.
- A following series of stored TV channels from the favourite list or programmes from switched on peripherals is scanned.
- Each mosaic-picture will contain its belonging programme number.
- Select a TV channel with the digit keys.
- The mosaic screen disappears and the selected TV programme will be displayed.
- Press the blue key **d** to interrupt the scan function and to switch off the mosaic screen.

*Never perform a scan while recording a TV programme with a video recorder connected to **EXTERNAL 1, 2 or 3** and when having selected an option in the **Recording Source** menu since the scan will be recorded on tape.*

Photo finish

- Press the green key **b**.
- The main picture is displayed in successive frozen pictures.
- The last picture on the bottom right will remain live.
- Press the green key **b** again.
- A new photo finish picture is displayed, overwriting the old one.
- Press the blue key **d** to switch off the photo finish function and to switch off the mosaic screen.
- The programme that was selected before the mosaic screen was switched on, appears again.

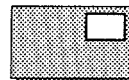
Strobe

- Press the yellow key **c**.
- The picture is reproduced image by image. So you get an interrupted movement.
- Press the yellow key **c** again.
- The picture is reproduced image by image in a faster way.
- Press the yellow key **c** once again.
- The strobe function is switched off.
- Press the blue key **d** to switch off the mosaic screen.

Pip - Picture in Picture

Switching pip on and off

- Open the door of the remote control.
- Press **[]**.
- The pip screen appears and the image is the same as in the main screen.
- The name of the pip programme appears briefly on the main screen.
- Press **[]** again to switch pip off.




Selecting pip programmes

- Press **- P +** of the pip keys in order to change the TV channels in the pip screen.

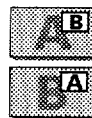
Selecting pip connections

- Press **[]** repeatedly.
- The name of the connections appear.
- If any other electronic unit is connected with a eurocable and switched on, its programmes appear in the pip screen.
- Use **- P +** of the pip keys in order to change the TV channel in the pip screen.
- For connecting equipment to **EXTERNAL 1, EXTERNAL 2, EXTERNAL 3, FRONT**, see **Peripheral Equipment**.



Switching screens

- Press **[]**.
- The main screen and the pip screen exchange places.
- If the TV channel is only in the pip screen and not in the main screen, then use **- P +** of the pip keys in order to change your TV channel in the pip screen.



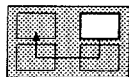
Still Picture

- Press **[]**.
- The picture in the pip screen stands still.
- Even when pip is not switched on, the main screen will appear as a still picture in the pip screen.
- Press **[]** again or select another channel in the pip screen in order to cancel the still picture.

Moving the Pip screen

- Press **[]**.
- Each time you press this key, the pip screen moves to another corner of the main screen.


If the main screen is a full expanded picture format, the pip screen only moves to the upper left hand corner of the main screen.



Pip Size

You can select either a large or a small pip screen. See **Main Menu : Special Features**.

Teletext



Most TV channels broadcast information via teletext. Each channel which broadcasts teletext transmits a page with information on how to use its teletext system. Look for the teletext page with the index (usually page 100). TV programmes are sometimes subtitled for the hard of hearing. Depending on the TV channel, teletext is transmitted in different systems: **WST**, **TOP**, **FLOF**. The system utilised is indicated in the options line at the bottom of the screen.



Switching Teletext On and Off

- Select the TV channel for the desired teletext broadcast.
- Teletext cannot be switched on when there is a menu on the screen.
- Open the door of the remote control.
- Press **[]** in order to switch on the teletext.
- The contents appear on the screen together with two information lines at the top and an options line at the bottom.

When a selected teletext page contains several subpages, the subpage numbers which are automatically stored in the memory appear in the first information line. The coloured number indicates the displayed subpage. The white numbers refer to the subpages which can be selected with **MENU -** or **+**.

- In the following information line appears:
 - the name of the TV channel selected
 - the page counter
 - date and time.
- Press **[]** again in order to switch off the teletext.
- The TV channel reappears.

Eas

The m

A cons
probab
a fast
in tra
the pr
the di
digit i
the pr
the cr
select
are in
mem

The pr
user.

Sele

With th

- Enter ti
digit ke
- The pa
page ar
numbe
- A mess
a not e
Page n
exist.
- Enter ti

Quic

- Press P
- Press P

Sele

- Press tr
- The pr

Sele

- When z
- the sub
- The co
display
- The oth
transm
- Press M
- Press M

Sele

- Press ti
- The inc

Spe

- Open tr
- Hold
- You can
wrong i
- Press <
- > <= apr
- The pac
- Enter ar
- > <= dis

Revel

- Some p
- and puz
- Press ?
- Press ?

Interrup

- Press X
- The TV i
- at th
- Before i
- When ti
- screen.
- Press X
- Teletext

Mix

- Press <
- The tele
- same tir
- Press <
- Only thi

Enlarge

- Press <
- Press <
- Press oi

Subpage

- By addi
- Enter th
- Press <
- Enter th
- of sever
- Press <

Subtitle

- Select tr
- Select tr
- Subtitle
- TV prog

Easy Teletext system

The major advantages of this new teletext system are:

- A considerable **reduced waiting time** by predicting what the user will probably select and which results in:
 - a fast and direct selection of previous and following pages which are in transmission
 - the precapturing of the page numbers read from the displayed page
 - the direct selection of the last 2 page numbers selected with the digit keys
 - the precapturing of the pages referred to in the options line
 - the creation of a **habit watcher list**: not predictable pages, being selected by the user, are put in a list of preferred pages so that they are immediately available afterwards. The pages are stored in the memory when switching off teletext or when switching to standby.

The precapturing of up to 9 subpages to be controlled by the teletext user.

Selecting a Teletext Page

With the digit keys **OR** With the options line

- Enter the desired page number with the digit keys.
- The page counter seeks the page or the page appears immediately when the page number has been stored in the memory.
- A message appears when you have entered a not existing or an incorrect page number. Page numbers beginning with 0 or 9 do not exist.
- Enter the correct page number.
- Select with the colour keys, corresponding to the coloured options at the bottom of the screen and depending on the teletext the selected TV channel transmits,
 - the previous <- or the following >- pages
 - the previous selected pages
 - another subject

Quickly run through the teletext pages

- Press **P** - to run through the previous pages.
- Press **F** - to run through the following pages.

Selecting the previous teletext page

- Press the **P+F** key.
- The previous selected teletext page is displayed again.

Selecting subpages

When a selected teletext page consists of different subpages, one of the subpages appears on the screen.

The coloured number in the first information line refers to the displayed subpage.

The other subpage numbers appear in white as soon as the transmission has found them.

- Press **MENU** - to select the previous subpage.
- Press **MENU** + to select the following subpage.



Selecting the index teletext page

- Press the white colour key **a**.
- The index, usually p. 100, appears.

Special teletext functions

- Open the door of the remote control.

Hold

You can stop the page counter from seeking when you have entered a wrong page number or when the page is not available.

- Press **⇐**.
- ⇐** appears in the first information line.
- The page counter stops seeking the entered page number.
- Enter another page number.
- ⇐** disappears.



Reveal

Some pages contain concealed information, such as solutions to riddles and puzzles.

- Press **?** to call up concealed information.
- Press **?** again in order to switch off the concealed information.



Interrupt

- Press **X**.
- The TV programme appears.
- X** at the top of the screen indicates that you are still in the teletext mode.
- Before interrupting teletext, you can select a page number.
- When the page has been found, the page number appears on your screen.
- Press **X** again.
- Teletext reappears.

Mix

- Press **⊞**.
- The teletext page and the TV programme appear on the screen at the same time.
- Press **⊞** again.
- Only the teletext page is displayed.

Enlarge

- Press **⇐** to enlarge the top half of the teletext page.
- Press **⇐** again to enlarge the bottom half of the teletext page.
- Press once more to return to normal page size.



Subpage

By adding a subcode you can call up a desired subpage.

- Enter the page number.
- Press **⊞**.
- Enter the desired subpage with the digit keys: e.g. 3 for the third page of seven subpages.
- Press **⊞** in order to cancel the subcode.

Subtitles and newsflashes

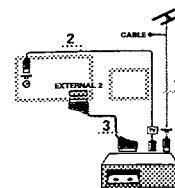
- Select the contents page (usually page 100).
- Select the page number for subtitles or newsflashes.
- Subtitles or newsflashes, if there are, appear at the bottom of the TV programme.

Peripheral Equipment

There is a wide range of electronic equipment that can be connected to your TV. The following connection diagrams show you where the different equipment should be connected at the back or the right side of the TV.

TV and video recorder

- Connect the aerial cables 1 and 2 as shown alongside. A better picture quality is obtained if you connect a eurocable 3 additionally.



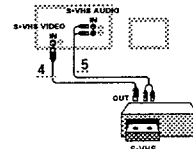
S-VHS video recorder

- Do you have a S-VHS video recorder with S-VHS connectors, then connect as well as the aerial cables 1 and 2

the S-VHS cables 4 and 5

and the S-VHS cables 6 and 7.

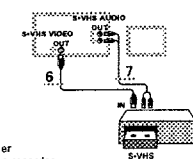
Do not connect an additional eurocable.



OR

- Do you have a S-VHS video recorder with a S-VHS euroconnector, then connect as well as the aerial cables 1 and 2, the S-VHS eurocable 3.

Never connect to the same TV one video recorder with S-VHS cables at the same time as one video recorder with a euroconnector. The euroconnector has no function.

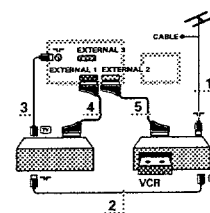


Searching for and storing the test signal of the video recorder

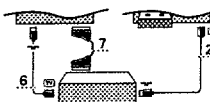
- Unplug the aerial cable of the aerial socket "T" of your video recorder.
- Switch on your TV and put the video recorder on the test signal. (See the handbook for your video recorder.)
- Press the **INSTALL** key at the right side of your TV, or enter the System Installation menu via the main menu.
- The **SYSTEM INSTALLATION** menu appears.
- Search for the test signal of your video recorder in the same way as you searched for and stored the TV channels. See Installation, Searching for and storing TV channels.
- Store the test signal either under programme number 0 or between 50 and 99.
- Insert the aerial plug again into the aerial socket "T" of your video recorder after you have stored the test signal.

TV, video recorder 1 and one or more peripherals

- Connect the aerial cables 1, 2 and 3 as shown alongside. A better picture quality is obtained if you connect the eurocable 4 to **EXTERNAL 1** or 3 and the eurocable 5 to **EXTERNAL 2** additionally.
- Look for the test signal of your peripheral in the same way as you do for a video recorder.



When having more peripherals, you can also connect them to each other with an extra aerial cable 6 and an additional eurocable 7 to obtain a better picture quality.

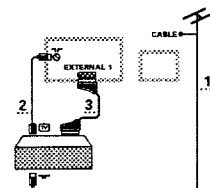


Only with a video recorder connected to **EXTERNAL 2** it is possible to record a programme from your TV as well as from other connected equipment. See Recording with your video recorder.

TV and laser disc or satellite tuner or Photo CD/CD-I equipment

- Connect the aerial cables 1 and 2 as shown alongside. A better picture quality is obtained if you connect the eurocable 3 additionally. See also Installation, Photo CD/CD-I, if you connect a Photo CD/CD-I equipment.

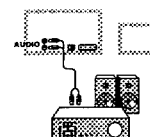
Look for the test signal of your equipment in the same way as you do for a video recorder.



Audio equipment

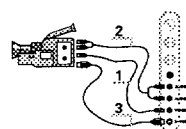
You can listen to your TV sound via your audio equipment.

- Therefore connect the audio cables to the audio input of your equipment and to **AUDIO 1** and **2** at the back of your TV.
- Press **⊞** on the remote control.
- The loudspeakers of your TV are switched off.



Camera and camcorder

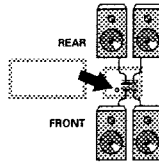
- Connect your camera or camcorder to **FRONT** at the right side of your TV.
- Connect the equipment to **VIDEO 1** and **AUDIO 1, 2** for mono equipment.
- In the **SOUND** menu select mono sound. See Main Menu, Adjusting the sound, Sound mode.
- Connect also **AUDIO 2** for stereo equipment.
- In the **SOUND** menu select stereo sound.
- S-VHS quality with a S-VHS camcorder is obtained by connecting the S-VHS cables with the S-VHS input 3 and **AUDIO** inputs 2.



Extra loudspeakers

To achieve a better sound effect you can connect 2 of 4 extra loudspeakers, min. 8 Ohm. See also Spatial and Surround sound.

- Hold the connector clip pressed in and insert the ends of the wires into the openings. On the back of the TV it is indicated where you connect the FRONT and REAR loudspeakers.



In case of 2 extra loudspeakers:

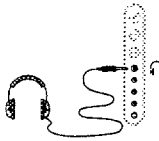
- Connect them to **FRONT** **OR** Connect them to **REAR**.
- Press the loudspeaker switch on the back of the TV out.
- The internal loudspeakers of your TV are now switched off.
- You achieve a better front sound effect.
- You achieve a surround sound effect. A loudspeaker kit to achieve Surround Sound, containing two extra boxes only to be connected to REAR and 12 m wire can be purchased from your dealer. Do never connect the loudspeakers from these kit to **FRONT**.

In case of 4 extra loudspeakers:

- Connect them to **FRONT** and **REAR**.
- Press the loudspeaker switch on the back of the TV out.
- The internal loudspeakers of your TV are now switched off.

Headphone

- Insert the plug into the headphone socket at the right side of the TV.
- Press on the remote control.
- Adjust the volume with or .
- The internal loudspeakers of your TV are switched off.
- The headphone socket has an impedance of between 8 and 4000 Ohm and is of the 6.3 mm jack type.

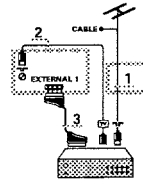


Decoders

Cable TV offers you a wide choice of programmes. Most of them are free, others are to be paid for by the viewer. This means that you will need to subscribe to the broadcasting organisation whose programmes you wish to receive. This organisation will supply you a corresponding decoder unit to allow the programmes to be unscrambled. For further information, ask your dealer. See also the booklet supplied with your decoder.

Connecting a decoder with an aerial socket to the TV

- Connect the aerial cables 1 and 2 as shown alongside.
- When your decoder has a euroconnector you obtain a better picture quality if you connect a eurocable 3 additionally to **EXTERNAL 1**.

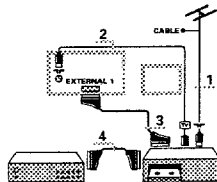


Connecting a decoder without an aerial socket to the TV

- Connect the decoder with your TV with a eurocable 3 only.

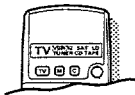
Connecting the decoder to the video recorder

- Some video recorders have a special euroconnector for decoder.
- Connect a eurocable to the euroconnector of your decoder and to the special euroconnector of your video recorder.
- See also the handbook of your video recorder.
- To connect your video recorder to the TV, see before.



If you want to connect more equipment to your TV, consult your dealer.

Reproducing Picture and Sound



Most of the audio and video equipment from our range of products can be operated with the remote control of your TV. Then press M on the remote control repeatedly until the designation VCR1, VCR2, SAT, LD, TUNER, CD or TAPE appears in a grey block, according to the equipment. To operate your TV again, first press the TV key and enter the programme number of the TV channel you want to watch with the digit keys.

a. from equipment connected only with an aerial cable

- Switch your TV on.
- With the digit keys select the programme number under which you have stored the test signal.
- Switch on your equipment.
- The picture and/or sound is reproduced.
- Do you want to watch TV again?
- Enter the programme number of the TV channel which you want to watch with the digit keys.

b. from equipment connected with a eurocable

- Switch your TV on.
- Switch your equipment on.
- Either the picture and/or the sound is reproduced or descrambled.

If this is not the case:

- Press C repeatedly until the designation EXT1, EXT2, EXT3 or FRONT appears on the screen, according to where you connected your equipment at the back or the right side of your TV.
- Either the picture and/or the sound is reproduced.
- Do you want to watch TV again?
- Press C repeatedly again until the picture and/or the sound from the TV channels is reproduced.

c. from a S-VHS recorder connected with S-VHS cables

- Switch your TV on.
- Press C repeatedly until the indication EXT2 appears on the screen.
- Switch your S-VHS recorder on.
- The picture stored in your video recorder from a pre-recorded cassette or from a TV channel is reproduced.

d. from equipment connected to the right side of the TV

- Switch your TV on.
- Press C repeatedly until the indication FRONT appears on the screen.
- Switch your equipment on.
- The picture is reproduced.
- Do you want to watch the TV picture again?
- Enter the programme number of the TV channel which you want to watch with the digit keys.

Recording with your video recorder

1. Recording a TV programme

only using an aerial cable

- Select the programme number on your video recorder.
- Set your video recorder to record. (See the handbook for your video recorder.)

using a eurocable connected to the euroconnector **EXTERNAL 2**

- Select the programme number on the TV.
- Press MENU.
- Press the corresponding colour key for **RECORDING SOURCE** in the **MAIN MENU 2** menu.
- RECORDING SOURCE** appears.
- Press the red key .
- TV to EXT2 is displayed.
- Press off.
- Set your video recorder to record. (See the handbook for your video recorder.)

using a eurocable connected to the euroconnector **EXTERNAL 1**

- Select the programme number on the TV.
- Set your video recorder to record. (See the handbook for your video recorder.)

2. Recording a programme from equipment connected to EXTERNAL 2, EXTERNAL 3 or FRONT

- Switch on the equipment.
- Press MENU.
- Press the corresponding colour key for **RECORDING SOURCE** in the **MAIN MENU 2** menu.
- RECORDING SOURCE** appears.
- With the colour keys select the connection from which you want to record.
- Your selection lights up.
- Press off.
- Set your video recorder to record. (See the handbook for your video recorder.)

RECORDING SOURCE
TV
EXT1
EXT2
EXT3
FRONT
REAR
OFF

Tips

Poor Picture

Have you selected the correct TV system? Is your TV set or house aerial located too close to loudspeakers, non-earthed audio equipment or neon lights, etc.? Mountains or high buildings can cause double pictures or ghost images. Sometimes you can improve the picture quality by changing the direction of the outside aerial.

Is the picture unrecognisable? Check if you have entered the correct frequency or adjust the frequency by fine tuning. See Installation. Are brightness and contrast out of adjustment? Press the PP key. Switch off your TV overnight with on the left side of the TV.

No picture

Is the aerial connected properly? Are the plugs tightly connected in the aerial socket? Is the aerial cable in good condition and does it have suitable plugs? Are the connection facilities to a possible secondarily installed TV in good condition? If in doubt, consult your dealer.

NO PICTURE means that the selected peripheral equipment is transmitting no picture.

Did you press the correct keys on the remote control? Try it once more. Did you press again after switching on teletext? Has the child lock been switched off? See Special Features.

Sound

Did you perhaps interrupt the sound with the key? Were the internal loudspeakers perhaps switched off by the switch on the back of your TV set? See Extra loudspeakers. Is the sound coming out of only one loudspeaker? Was the balance perhaps set to one extreme? See SOUND menu. Select **SPATIAL ON** in the Sound menu if there is no sound coming out of the extra loudspeakers in back. See Spatial and Surround Sound.

Remote control

Does your TV no longer respond to the remote control? Check whether the indication TV appears in a grey block. Perhaps the batteries are empty.

Menu

Did you select the wrong menu? Once more press MENU or off to exit from the menu.

Connections

Check whether your peripheral equipment is in fact properly connected. Have you switched on the peripheral equipment?

No solution?

Switch your TV set off and then on again. **Never attempt to repair a defective TV yourself.** Check with your dealer or call a TV technician when nothing helps.

Ohjeita laitteen käytöstä poistamiseksi
Laitteessa käytettyjä materiaaleja voidaan kierrättää ja käyttää uudelleen, jos purkamisen hoitaa tähän erikoistunut liike. Suosittelemme noudattettavaksi vanhojen laitteiden kierrätyksestä annettuja paikallisia ohjeita.



Spa

482
482
482
482
482
482
482
482
482
482

482
482
482
482
482
482
482
482
482
482

482:
532:
482:
482:
482:
482:
482:

482:

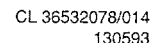
482:
482:

482:
482:
482:
482:

2001	4822
2002	4822
2003	4822
2007	4822
2008	4822
2009	4822
2010	5322
2011	4822
2012	4822
2013	4822

2014	5322
2015▲	4822
2016▲	4822
2018	4822
2019	4822
2020	4822
2021	4822
2022	4822
2023	5322
2024	5322
2025	4822
2026	4822
2027	4822
2028	4822
2029	4822
2030	4822
2031	4822
2032	4822
2033	4822
2034▲	4822

2035	4822
2036	4822
2037	4822
2038	4822
2039	4822
2040	4822
2041	4822
2043	4822
2045	4822
2046	4822
2047	4822
2049	4822
2050	4822
2051	4822
2052	4822
2053	4822
2056	4822
2057	4822
2058	4822



1	4822 256 91807	Holder for splitter
2	4822 267 41005	Cinch/2 x SVHS connector
3	4822 267 20409	Cinch/1 x SVHS connector
4	4822 432 93132	SSP cover
5	4822 432 92767	SSP cover -/39
6	4822 432 93138	SSP cover FL1.17
7	4822 404 31196	Bracket second tuner PIP
8	4822 404 31197	Spacer
9	4822 218 21084	Keyboard
10	4822 267 41004	Headph./cinch/SVHS connector
11	4822 267 20408	Headph./cinch
12	4822 267 20427	Euro/4 x cinch connector
13	4822 267 20411	Euro/2 x cinch connector
14	4822 267 51058	Euroconnector
15	4822 492 70789	Spring
16	4822 290 60812	Connector for LS
17	4822 267 20417	Socket for LS
18	4822 410 25036	Mute knob
19	4822 432 92743	LSP cover Sq. Ci



13	4822 492 62076	Spring
14	4822 464 70615	Frame for chassis FL2
14	4822 464 70639	Frame for chassis FL4
15	4822 492 70143	Spring
16	4822 492 70788	Spring
17	4822 290 60812	Connector for LS
18	4822 410 25036	Mute knob
	4822 404 31344	bracket 3th scart panel

4822 267 41005	Cinch/2 x SVHS connector FL2
4822 267 20409	Cinch/1 x SVHS connector FL4
4822 466 93211	SSP cover FL2
4822 466 93231	SSP cover FL4
4822 417 50287	Bracket
4822 404 31196	Bracket for second tuner PIP
4822 256 91807	Holder for splitter
4822 492 70789	Spring
4822 267 51058	Euroconnector
4822 267 20427	Euro/4 x cinch connector
4822 267 20411	Euro/2 x cinch connector FL2
4822 267 20457	Euro/2 x cinch connector FL4
4822 432 92839	LSP cover FL2.24 CI, Ex
4822 432 92695	LSP cover FL2.26 Cl
4822 432 92991	LSP cover FL4
4822 464 70616	Bracket for mains filter FL2.24
4822 464 70638	Bracket for mains filter FL2.26/FL4
4822 462 20116	Service stand

Spare parts list / Stükliste / Liste des pièces

Large signal panel
FLx.24 [A] [B] [G]

4822 265 30525	2P male white
4822 265 20541	2P male black
4822 265 31099	6P female blue
4822 267 51334	10P female blue
4822 290 40295	7P male
4822 265 40818	8P male
4822 265 40442	10P male
4822 265 20509	2P male
4822 267 41146	6P male black
4822 267 40985	6P male eco
4822 264 40207	3P male
4822 267 41018	2P male red
4822 265 20512	2P male green
4822 265 20511	2P male blue
4822 265 31098	6P male blue
4822 265 41367	10P male blue
4822 265 30389	2P male
4822 267 41142	3P male eco
4822 267 30871	2P female
4822 266 20163	2P female black


Various

4822 466 93029	Insulation plate
5322 390 20011	Ver. silic.P4 20GR
4822 492 70143	Spring 10X33mm
4822 492 62076	Spring fix trans.
4822 492 70788	Spring fix IC
4822 492 70789	Spring fix trans.
4822 290 60812	Socket for ext. loudsp.
4822 276 13094	Switch loudsp. ON/OFF
4822 310 31932	SOPS repair kit
4822 320 20162	EHT cable
4822 320 11105	Focus cable
4822 320 20213	Vg2 cable
4822 212 23892	NTSC ASSY
4822 102 90038	DAF unit 32"

-II-

2001	4822 122 31784	4,7nF 10% 50V
2002	4822 122 31784	4,7nF 10% 50V
2003	4822 126 11175	22pF 5% 50V
2007	4822 122 31797	22nF 10% 63V
2008	4822 122 31797	22nF 10% 63V
2009	4822 126 11175	22pF 5% 50V
2010	5322 122 33446	3,3nF 10% 63V
2011	4822 122 32566	3,9nF 10% 63V
2012	4822 122 32927	220nF 20% 50V
2013	4822 122 32927	220nF 20% 50V
2014	5322 122 33446	3,3nF 10% 63V
2015	4822 124 42109	22μF 10% 50V
2016	4822 124 42109	22μF 10% 50V
2018	4822 122 31797	22nF 10% 63V
2019	4822 126 12816	10nF 20% 100V
2020	4822 126 12816	10nF 20% 100V
2021	4822 126 12816	10nF 20% 100V
2022	4822 126 12816	10nF 20% 100V
2023	5322 122 33446	3,3nF 10% 63V
2024	5322 122 33446	3,3nF 10% 63V
2025	4822 122 10167	22nF 30% 25V
2026	4822 122 32927	220nF 20% 50V
2027	4822 122 32927	220nF 20% 50V
2028	4822 122 32927	220nF 20% 50V
2029	4822 122 32927	220nF 20% 50V
2030	4822 126 11175	22pF 5% 50V
2031	4822 126 11175	22pF 5% 50V
2032	4822 122 31797	22nF 10% 63V
2033	4822 122 10167	22nF 30% 25V
2034	4822 122 32442	10nF 50V
2035	4822 122 32566	3,9nF 10% 63V
2036	4822 122 31773	560pF 2% 63V
2037	4822 122 31773	560pF 2% 63V
2038	4822 122 31644	2,2nF 10% 63V
2039	4822 122 31765	100pF 2% 63V
2040	4822 122 32927	220nF 20% 50V
2041	4822 122 32927	220nF 20% 50V
2043	4822 122 32927	220nF 20% 50V
2045	4822 122 32927	220nF 20% 50V
2046	4822 122 32927	220nF 20% 50V
2047	4822 122 32927	220nF 20% 50V
2049	4822 122 31765	100pF 2% 63V
2050	4822 124 42362	33μF 20% 16V
2051	4822 124 42362	33μF 20% 16V
2052	4822 124 42362	33μF 20% 16V
2053	4822 124 42362	33μF 20% 16V
2056	4822 122 31773	560pF 2% 63V
2057	4822 122 31773	560pF 2% 63V
2058	4822 122 31773	560pF 2% 63V

2059	4822 122 31773	560pF 2% 63V
2060	4822 122 32142	270pF 2% 63V
2065	4822 126 11156	684nF 20%
2066	4822 126 11156	684nF 20%
2070	4822 124 40272	33μF 20% 16V
2071	4822 124 23489	33μF 20% 25V
2072	4822 124 41584	100μF 20% 10V
2073	4822 124 21212	15μF 20% 40V
2074	5322 122 31647	1nF 10% 63V
2214	4822 124 23492	220μF 50% 385V
2215	4822 122 33665	3,3nF 20% 125V
2216	4822 126 12274	1500pF 10% 2kV
2231	4822 126 11157	470pF 10% 500V
2232	4822 124 40785	3300μF 20% 25V
2233	4822 126 11157	470pF 10% 500V
2234	4822 124 40785	3300μF 20% 25V
2235	4822 126 11157	470pF 10% 500V
2237	4822 126 12276	2200pF 10% 2kV
2238	4822 124 22583	47μF 160V
2240	4822 124 42193	1000μF 20% 63V
2254	4822 126 11496	120pF 5% 2kV
2255	4822 122 32142	270pF 2% 63V
2258	5322 121 42502	390nF 5% 63V
2260	4822 126 12876	15pF 10% 10V
2261	5322 124 21189	100μF 20% 40V
2262	4822 122 31727	470pF 2% 63V
2263	4822 124 80507	330μF 20%
2270	4822 124 41584	100μF 20% 10V
2272	4822 122 33496	100nF 10% 63V
2302	4822 122 31965	220pF 2% 63V
2303	4822 122 31767	150pF 2% 63V
2308	4822 122 32891	68nF 10% 63V
2321	4822 121 51319	1μF 10% 63V
2330	4822 122 31784	4,7nF 10% 50V
2331	4822 122 32891	68nF 10% 63V
2351	4822 121 41854	150nF 5% 63V
2360	4822 122 31981	33nF 5% 50V
2361	4822 121 42589	82nF 5% 63V
2365	5322 122 32838	82nF 10% 63V
2372	5322 121 42502	390nF 5% 63V
2376	4822 124 40272	33μF 20% 16V
2380	4822 122 33496	100nF 10% 63V
2381	4822 122 33496	100nF 10% 63V
2382	4822 122 33496	100nF 10% 63V
2386	5322 122 31647	1nF 10% 63V
2401	4822 122 32542	47nF 10% 63V
2402	4822 124 40246	4,7μF 20% 63V
2403	5322 124 41431	22μF 20% 35V
2404	4822 124 40246	4,7μF 20% 63V
2405	4822 122 32542	47nF 10% 63V
2406	4822 121 51091	1,2nF 2% 250V
2407	5322 122 31647	1nF 10% 63V
2408	4822 122 31172	180pF 10% 500V
2409	4822 122 31797	22nF 10% 63V
2410	4822 121 41854	150nF 5% 63V
2411	4822 121 41854	150nF 5% 63V
2412	4822 122 31173	220pF 10% 500V
2413	4822 122 31768	180pF 2% 63V
2415	4822 122 32542	47nF 10% 63V
2416	4822 122 33496	100nF 10% 63V
2417	4822 122 32808	1,2nF 10% 63V
2418	4822 122 31797	22nF 10% 63V
2419	4822 124 40849	330μF 20% 16V
2450	4822 122 32442	10nF 50V
2451	5322 122 31647	1nF 10% 63V
2452	4822 124 41716	220μF 20% 35V
2453	4822 122 33496	100nF 10% 63V
2455	4822 122 31746	1nF 2% 63V
2456	4822 124 80457	3300μF 20% 35V
2457	4822 124 42249	1μF 10% 50V
2458	4822 122 31797	22nF 10% 63V
2459	4822 122 33496	100nF 10% 63V
2460	4822 122 33496	100nF 10% 63V
2480	4822 124 23495	10μF 20% 25V
2502	4822 121 41689	100nF 10% 250V
2503	4822 126 11823	270pF 10% 500V
2504	4822 126 13152	820pF 10% 3kV
2504	4822 126 13157	2,2nF 10% 3kV
2507	4822 121 42408	220nF 5% 63V
2509	4822 122 31174	2,7nF 10% 500V
2510	4822 126 12083	1nF 10% 500
2511	4822 124 41739	47μF 20% 160V
2512	4822 124 40248	10μF 20% 63V
2513	4822 124 40248	10μF 20% 63V
2517	4822 126 11157	470pF 10% 500V
2518	4822 124 22449	47μF 30% 350V
2521	4822 121 43397	680nF 5% 250V
2522	4822 121 43397	680nF 5% 250V
2523	4822 122 33382	9,1nF 5% 2kV
2524	4822 121 70435	10nF 5% 2kV
2523	4822 121 70005	15nF 5% 630V
2524	4822 121 70397	12nF 5% 630V
2525	4822 124 80604	47μF 20% 50V
2526	4822 126 11502	470pF 10% 500V
2527	4822 121 70005	15nF 5% 630V

2529	4822 124 23491	0,47μF 20% 50V
2530	4822 122 31797	22nF 10% 63V
2531	4822 121 40516	2,2nF 10% 250V
2533	5322 122 32818	2,2nF 10% 100V
2534	4822 126 12761	1,5nF 10% 500V
2535	4822 124 23488	1000μF 20% 35V
2536	4822 126 12761	1,5nF 10% 500V
2537	4822 124 80037	1000μF 20% 16V
2541	4822 124 23489	33μF 20% 25V
2542	4822 124 22466	1μF 20% 50V
2543	4822 124 23495	10μF 20% 25V
2544▲	4822 124 41525	100μF 20% 25V
2545	4822 126 12941	10pF 10% 100V
2546	4822 126 11725	1μF 20% 5V
2547	4822 122 32566	3,9nF 10% 63V
2548	4822 126 11725	1μF 20% 5V
2551	4822 124 40195	150μF 20% 16V
2600▲	4822 124 40246	4,7μF 20% 63V
2603	4822 122 33496	100nF 10% 63V
2605	4822 122 31781	1500pF 10% 50V
2606	4822 122 32542	47nF 10% 63V
2606	4822 122 32541	27nF 10% 63V
2609	4822 121 51243	56nF 5% 50V
2610	4822 124 41576	2,2μF 20% 50V
2611	4822 124 80603	4,7μF 20% 50V
2612	4822 124 80603	4,7μF 20% 50V
2613	4822 122 31784	4,7nF 10% 50V
2615	4822 122 33498	2,7nF 10% 63V
2801	4822 122 32153	1,8nF 10% 63V
2805	4822 124 40248	10μF 20% 63V
2806	4822 122 31797	22nF 10% 63V
		
3000	4822 051 10912	9k1 2% 0,25W
3001	4822 051 10912	9k1 2% 0,25W
3004	4822 051 10104	100k 2% 0,25W
3005	4822 051 10104	100k 2% 0,25W
3006	4822 051 10204	200k 2% 0,25W
3009	4822 051 10204	200k 2% 0,25W
3011	4822 051 10203	20k 2% 0,25W
3012	4822 051 10203	20k 2% 0,25W
3013	4822 116 52268	300k 5% 0,5W
3014	4822 116 52268	300k 5% 0,5W
3016▲	4822 052 10828	8Ω 2% 0,33W
3021▲	4822 052 10828	8Ω 2% 0,33W
3022▲	4822 052 10828	8Ω 2% 0,33W
3027▲	4822 051 10103	10k 2% 0,25W
3028▲	4822 051 10103	10k 2% 0,25W
3029	4822 051 10123	12k 2% 0,25W
3030	4822 051 10123	12k 2% 0,25W
3031	4822 051 10102	1k 2% 0,25W
3032	4822 051 10102	1k 2% 0,25W
3033	4822 116 52244	15k 5% 0,5W
3034▲	4822 051 10472	4k7 2% 0,25W
3035	4822 051 10153	15k 2% 0,25W
3036	4822 051 10152	1k5 2% 0,25W
3037	4822 051 10132	1k3 2% 0,25W
3040	4822 051 10273	27k 2% 0,25W
3041	4822 051 10152	1k5 2% 0,25W
3043	4822 051 10203	20k 2% 0,25W
3044	4822 051 10221	220Ω 2% 0,25W
3049	4822 051 10102	1k 2% 0,25W
3050▲	4822 051 10103	10k 2% 0,25W
3051	4822 051 10203	20k 2% 0,25W
3052▲	4822 051 10472	4k7 2% 0,25W
3053▲	4822 051 10472	4k7 2% 0,25W
3054▲	4822 053 21475	4M7 5% 0,5W
3060	4822 051 10203	20k 2% 0,25W
3061	4822 051 10201	200Ω 2% 0,25W
3065	4822 051 10184	180k 2% 0,25W
3066	4822 051 10184	180k 2% 0,25W
3067	4822 116 52299	7k5 5% 0,5W
3068	4822 116 52207	1k2 5% 0,5W
3069	4822 051 10622	6k2 2% 0,25W
3072	4822 051 10479	47Ω 2% 0,25W
3073	4822 051 10223	22k 2% 0,25W
3074▲	4822 051 10103	10k 2% 0,25W
3202▲	4822 053 21825	8M2 5% 0,5W
3210	4822 116 52239	120k 5% 0,5W
3211	4822 116 52239	120k 5% 0,5W
3212	4822 116 52234	100k 5% 0,5W
3213	4822 051 10823	82k 2% 0,25W
3216▲	4822 115 90309	56Ω 10% 5W
3235▲	4822 052 10108	1Ω 5% 0,33W
3238	4822 116 52268	300k 5% 0,5W
3238	4822 116 52234	100k 5% 0,5W
3239	4822 116 52268	300k 5% 0,5W
3239	4822 116 52234	100k 5% 0,5W
3240	4822 116 52268	300k 5% 0,5W
3240	4822 116 52234	100k 5% 0,5W
3241	4822 113 80635	3,3Ω 10% 5W
3242	4822 051 10121	1k2 2% 0,25W
3243	4822 116 52226	560Ω 5% 0,5W
3244	4822 051 10151	150Ω 2% 0,25W

Spare parts list / Stükliste / Liste des pièces

Q 5% 0,5W	3457	4822 051 10912	9k1 2% 0,25W	3615	4822 116 52224	470Ω 5% 0,5W	6251	4822 130 81512	BZV55-C6V2	7320	4822 130 82034	CNX83A
1% 0,125W	3458	4822 116 80676	10Ω 5% 0,5W	3616	4822 051 10332	3k3 2% 0,25W	6260	4822 130 80446	BAS32L	7360	4822 130 42513	BC858C
1% 0,125W	3459	4822 116 80676	10Ω 5% 0,5W	3617	4822 051 20222	2k2 5% 0,1W	6262	4822 130 83121	BYD73C	7369	5322 130 42755	BC847C
k 5% 0,5W				3618	4822 051 10683	68k 2% 0,25W	6266	4822 130 34278	BZX79-F6V8			
5% 0,5W	3460	4822 053 11331	330Ω 5% 2W	3619	4822 051 20222	2k2 5% 0,1W	6272	4822 130 34173	BZX55-B5V6	7370	5322 130 42136	BC848C
2% 0,25W	3460	4822 053 11271	270Ω 5% 2W	3620	4822 051 10682	6k8 2% 0,25W	6280	4822 130 30621	1N4148	7371	4822 130 42513	BC858C
k 5% 0,5W	3461	4822 116 80176	1Ω 5% 0,5W	3621	4822 051 10114	110k 2% 0,25W	6302	4822 130 80446	LL4148	7380	4822 130 42513	BC858C
10%	3462	4822 116 80176	1Ω 5% 0,5W	3622	4822 116 80176	1Ω 5% 0,5W				7381	5322 130 42136	BC848C
5% 0,5W	3464	4822 053 10102	1k 5% 1W				6303	4822 130 80446	LL4148	7384	5322 130 42755	BC847C
	3465	4822 051 10681	680Ω 2% 0,25W	3623	4822 116 80176	1Ω 5% 0,5W	6304	4822 130 81637	PMLL4148L	7400	4822 209 30402	TDA2579B/N2/S1
Q 2% 0,25W	3467	4822 100 20166	10k 30% lin	3626	4822 130 40938	BC548	6305	4822 130 82334	BAS85	7402	5322 130 42136	BC848C
Q 2% 0,25W	3468	4822 053 12331	330Ω 5% 3W	3627	4822 051 10202	2k 2% 0,25W	6306	4822 130 34499	BZX79-C20	7417	4822 130 42513	BC858C
10% 5W	3473	4822 051 10152	1k5 2% 0,25W	3628	4822 051 10473	47k 2% 0,25W	6308	4822 130 42488	BYD33D	7443	4822 130 61207	BC848
3% 0,25W	3479	4822 051 10683	68k 2% 0,25W	3629	4822 051 10474	470k 2% 0,25W	6312	4822 130 42488	BYD33D	7444	4822 130 61207	BC848
5% 1W				3630	4822 051 10103	10k 2% 0,25W	6314	4822 130 80446	LL4148			
Q 1% 0,125W	3480	4822 116 52234	100k 5% 0,5W	3631	4822 116 52297	68k 5% 0,5W	6315	4822 130 80446	LL4148	7450	4822 209 73308	TDA3654Q/N3
2% 0,25W	3481	4822 051 10102	1k 2% 0,25W	3632	4822 051 10134	130k 2% 0,25W	6318	4822 130 83086	LL4150	7451	5322 130 42012	BC858A
Q 5% 0,5W	3482	4822 051 10229	22Ω 2% 0,25W	3633	4822 051 10271	270Ω 2% 0,25W	6319	5322 130 34898	BZD23-C5V6	7469	4822 130 44283	BC636
5% 1W	3484	4822 051 10224	220k 2% 0,25W	3634	4822 051 10473	47k 2% 0,25W				7480	4822 130 42513	BC858C
2% 0,25W	3485	4822 051 10102	1k 2% 0,25W				6331	4822 130 30621	1N4148	7481	5322 130 42136	BC848C
	3500	4822 116 52224	470Ω 5% 0,5W	3650	4822 051 20183	18k 5% 0,1W	6349	4822 130 80446	LL4148	7501	4822 130 63136	BSN304
2% 0,25W	3501	4822 116 52274	36k 5% 0,5W	3651	4822 051 10102	1k 2% 0,25W	6350	4822 130 80446	LL4148	7506	4822 130 62843	2SC4288A
2% 0,25W	3502	4822 116 52306	9k1 5% 0,5W	3652	4822 051 10822	8k2 2% 0,25W	6351	4822 130 30621	1N4148	7512	4822 130 41344	BC337-40
Q 5% 3W	3503	4822 116 52306	9k1 5% 0,5W	3653	4822 051 10104	100k 2% 0,25W	6352	4822 130 80446	LL4148	7513	4822 130 41327	BC327-40
2% 0,25W	3504	4822 116 52176	10Ω 5% 0,5W	3654	4822 051 20222	2k2 5% 0,1W	6353	4822 130 80446	LL4148	7530	4822 130 60136	BC856
5% 0,5W				3655	4822 051 20222	2k2 5% 0,1W	6355	4822 130 80446	LL4148			
Q 2% 0,25W	3505	4822 116 52229	750Ω 5% 0,5W	3656	4822 051 10103	10k 2% 0,25W	6356	4822 130 82345	LLZ-C22	7540	5322 130 42755	BC847C
Q 2% 0,25W	3506	4822 053 11108	1Ω 5% 2W	3800	4822 116 52289	5k6 5% 0,5W	6357	4822 130 80446	LL4148	7541	5322 130 42755	BC847C
5% 0,5W	3507	4822 116 52184	18Ω 5% 0,5W	3801	4822 051 10184	180k 2% 0,25W	6370	4822 130 81512	LLZ-C6V2	7542	5322 130 42756	BC857C
Q 5% 0,5W	3508	4822 116 60523	2k2				6371	4822 130 80446	LL4148	7543	4822 130 61136	BC865C
2% 0,25W	3508	4822 116 82773	1k8 10% 5W	3802	4822 051 10104	100k 2% 0,25W	6372	4822 130 80446	LL4148	7550	4822 130 63427	BD534FI
	3509	4822 053 20104	100k 5% 0,25W	3803	4822 051 20222	2k2 5% 0,1W	6373	4822 130 82583	LLZ-C9V1	7551	4822 130 62846	ON4590
Q 2% 0,25W	3511	4822 052 10128	1Ω 2% 0,33W	3804	4822 051 10103	10k 2% 0,25W	6375	4822 130 80446	LL4148	7552	4822 130 62846	ON4590
Q 2% 0,25W	3512	4822 051 10331	330Ω 2% 0,25W	3805	4822 111 41424	22Ω 5% 0,3W	6376	4822 130 80922	LLZ-C18	7601	4822 130 61207	BC848
Q 2% 0,25W	3513	4822 100 11319	4k7 30% lin	3806	4822 051 20222	2k2 5% 0,1W	6403	4822 130 80446	LL4148	7602	5322 130 42012	BC858
5% 0,5W	3515	4822 052 10108	1Ω 5% 0,33W	3807	4822 116 52256	2k2 5% 0,5W	6404	4822 130 80446	LL4148	7603	5322 130 42012	BC858
5% 0,5W				3809	4822 051 10104	100k 2% 0,25W	6417	4822 130 81223	LLZ-C2V4			
Q 2% 0,25W	3517	4822 052 11108	1Ω 5% 0,5W	3810	4822 116 52176	10Ω 5% 0,5W	6422	4822 130 80446	LL4148	7608	4822 130 44503	BC547C
Q 1% 0,6W	3520	4822 052 11102	1k 5% 0,5W	3811	4822 116 52215	220Ω 5% 0,5W	6440	4822 130 30621	1N4148	7610	4822 130 62845	BD760F
5% 0,5W	3521	4822 052 11102	1k 5% 0,5W				6441	4822 130 80446	LL4148	7616	5322 130 42136	BC848C
1% 0,6W	3522	4822 117 10285	6,8Ω 5% 3W	4xxx	4822 051 10008	0Ω 5% 0,25W	6451	4822 130 61219	BZX79-C10	7618	5322 130 42136	BC848C
	3523	4822 116 52244	15k 5% 0,5W	9459	4822 116 52215	220Ω 5% 0,5W	6452	4822 130 42488	BYD33D	7650	5322 130 42136	BC848C
2% 0,25W	3524	4822 116 52176	10Ω 5% 0,5W	9625	4822 053 20106	10M 5% 0,25W	6480	4822 130 31554	BZX79-C4V3	7651	5322 130 42136	BC848C
Q 2% 0,25W	3525	4822 116 52207	1k2 5% 0,5W				6506	5322 130 32184	BYV27-50	7651	5322 130 42136	BC848C
Q 2% 0,25W	3527	4822 051 10102	1k 2% 0,25W				6515	4822 130 42488	BYD33D	7652	5322 130 42136	BC848C
Q 2% 0,25W	3528	4822 050 11002	1k 1% 0,4W				6516	4822 130 42488	BYD33D	7652	5322 130 42136	BC848C
Q 5% 1W							6517	4822 130 42488	BYD33D			
2% 0,25W	3529	4822 051 10204	200k 2% 0,25W	5230	4822 148 81192	SOPS transf.	6526	4822 130 33531	BY229F-600	7800	5322 209 10576	4053B
0% lin	3530	4822 051 10474	470k 2% 0,25W	5237	4822 526 10494	Ferrite bead	6527	4822 130 83185	BY359F-1500	7801	4822 130 61207	BC848
Q 2% 0,25W	3531	4822 116 52274	36k 5% 0,5W	5241	4822 157 62412	27μH 10%				7802	4822 130 61207	BC848
2% 0,25W	3532	4822 050 23301	330Ω 1% 0,6W	5255	4822 148 81225	μSOPS transf.						
	3533	4822 050 23301	330Ω 1% 0,6W	5260	4822 526 10494	Ferrite bead	6529	4822 130 34329	BZX79-C43			
5% 0,5W	3534	4822 052 10128	1Ω 2% 0,33W	5308	4822 157 70001	180μH 10%	6534	4822 130 82512	BYV29F-400			
2% 0,25W	3535	4822 052 10128	1Ω 2% 0,33W	5310	4822 157 63301	1μH 15%	6536	4822 130 82758	BYV29F-300			
Q 5% 0,5W	3536	4822 053 10331	330Ω 5% 1W	5381	4822 157 52265	100μH 10%	6542	4822 130 42488	BYD33D			
Q 2% 0,25W	3538	4822 050 21303	13k 1% 0,6W	5503	4822 157 63252	Line driver	6546	4822 130 80446	LL4148			
2% 0,25W				5505	4822 157 51588	0,82μH 20%	6547	4822 130 30621	1N4148			
2% 0,25W	3539	4822 052 10108	1Ω 5% 0,33W				6551	4822 130 83004	BZX79-A3V9			
2% 0,25W	3540	4822 116 52267	30k 5% 0,5W	5506	4822 157 51588	0,82μH 20%	6570	4822 130 80922	LLZ-C18			
2% 0,25W	3541	4822 116 52272	330k 5% 0,5W	5507	4822 157 63506	0,09μH	6611	4822 130 81027	LLZ-C11			
2% 0,25W	3542	4822 051 10104	100k 2% 0,25W	5510	4822 157 62886	33μH 10%	6633	4822 130 81512	LLZ-C6V2			
2% 0,25W	3543	4822 051 10222	2k2 5% 0,1W	5511	4822 157 52407	39μH 7,5%						
2% 0,25W	3543	4822 051 10332	3k3 2% 0,25W	5520	4822 157 63846	linearity corr. 28"	6650	4822 130 82583	LLZ-C9V1			
2% 0,25W	3544	4822 051 10393	39k 2% 0,25W	5520	4822 156 50091	linearity corr. 32"	6650	4822 130 82583	LLZ-C9V1			
2% 0,25W	3545	4822 116 52208	130Ω 5% 0,5W	5521	4822 157 70871	Bridge coil 28"	6651	4822 130 80446	LL4148			
2% 0,25W	3546	4822 051 10104	100k 2% 0,25W	5521	4822 157 70869	Bridge coil 32"	6651	4822 130 80446	LL4148			
30% lin	3547	4822 051 10109	10Ω 2% 0,25W	5524	4822 526 10494	Ferrite bead	6801	4822 130 80446	LL4148			
Q 2% 0,25W				5525	4822 157 52392	27μH 10%	6802	5322 130 34337	BAV99			
Q 2% 0,25W	3548	4822 051 10392	3k9 2% 0,25W				6803	4822 130 80446	LL4148			
5% 0,5W	3549	4822 051 10124	1k0k 2% 0,25W	5526	4822 157 70472	0,56μH 20%	6804	4822 130 80446	LL4148			
30% lin	3550	4822 051 10132	10k 2% 0,25W	5534	4822 158 10551	27μH 7,5%	6811	4822 130 34281	BZX79-B15			
Q 2% 0,25W	3551	4822 051 10151	150Ω 2% 0,25W	5543	4822 157 62412	27μH 10%						
Q 5% 0,5W	3552	4822 116 52207	1k2 5% 0,5W	5555	4822 140 10476	L.O.T. 28"						
Q 5% 0,5W	3553	4822 116 52207	1k2 5% 0,5W	5555	4822 140 10432	L.O.T. 32"						
Q 5% 0,5W	3555	4822 113 80592	150Ω 10% 5W									
Q 5% 0,5W	3556	4822 053 11108	1Ω 5% 2W									
Q 5% 0,5W	3558	4822 051 10109	10Ω 2% 0,25W									
Q 5% 0,5W	3559	4822 051 10392	3k9 2% 0,25W									

Spare parts list / Stükliste / Liste des pièces

2004	4822 122 32142	270pF 2% 63V	2331	4822 122 32891	68nF 10% 63V	2609	4822 121 43396	120nF 5% 63V	3306	4822 051 10823	82k 2% 0,25W	3459	4822 116 81
2005	4822 122 32142	270pF 2% 63V				2610	4822 124 41576	2,2µF 20% 50V	3308	4822 053 12151	150Ω 5% 3W	3460	4822 053 11
2007	4822 122 31797	22nF 10% 63V	2351	4822 121 41854	150nF 5% 63V	2611	4822 124 41576	2,2µF 20% 50V				3461	4822 116 81
2008	4822 122 31797	22nF 10% 63V	2360	4822 122 31981	33nF 5% 50V	2613	4822 122 31784	4,7nF 10% 50V	3309	4822 051 10103	10k 2% 0,25W	3462	4822 116 81
2009	4822 126 11175	22pF 5% 50V	2361	4822 121 42589	82nF 5% 63V	2626	4822 122 32566	3,9nF 10% 63V	3310	4822 116 52184	18Ω 5% 0,5W	3463	4822 116 81
2010	5322 122 33446	3,3nF 10% 63V	2365	5322 122 32838	82nF 10% 63V				3311	4822 051 10471	470Ω 2% 0,25W	3465	4822 051 11
2011	4822 122 31775	680pF 2% 63V	2372	5322 121 42502	390nF 5% 63V				3312	4822 051 10101	100Ω 2% 0,25W	3466	4822 116 5
			2376	5322 124 41378	33µF 20% 35V				3313	4822 116 52184	18Ω 5% 0,5W		
2011	4822 122 32566	3,9nF 10% 63V	2380	4822 122 33496	100nF 10% 63V				3314	4822 116 52175	100Ω 5% 0,5W	3466	4822 116 5
2012	4822 122 32927	220nF 20% 50V	2381	4822 122 33496	100nF 10% 63V				3317	4822 051 10682	6k8 2% 0,25W	3466	4822 116 5
2013	4822 122 32927	220nF 20% 50V	2382	4822 122 33496	100nF 10% 63V				3320	4822 051 10471	470Ω 2% 0,25W	3467	4822 100 2
2014	5322 122 33446	3,3nF 10% 63V	2386	5322 122 31647	1nF 10% 63V				3321	4822 051 10471	470Ω 2% 0,25W	3468	4822 053 1
2015	4822 124 42109	22µF 10% 50V							3322	4822 051 10471	470Ω 2% 0,25W	3469	4822 050 1
2016	4822 124 42109	22µF 10% 50V	2401	4822 122 32542	47nF 10% 63V							3469	4822 116 5
2018	4822 122 31797	22nF 10% 63V	2402	4822 124 41576	2,2µF 20% 50V				3331	4822 116 52267	30k 5% 0,5W	3469	4822 116 5
2019	4822 126 12816	10nF 20% 100V	2403	5322 124 41431	22µF 20% 35V				3332	4822 116 52233	10k 5% 0,5W	3471	4822 051 1
2020	4822 126 12816	10nF 20% 100V	2404	4822 124 40246	4,7µF 20% 63V				3351	4822 052 11279	27Ω 5% 0,5W	3471	4822 051 2
2021	4822 126 12816	10nF 20% 100V	2405	4822 122 31759	18nF				3356	4822 051 10681	680Ω 2% 0,25W	3473	4822 116 5
			2405	4822 122 32542	47nF 10% 63V				3357	4822 050 21542	1k5 1% 0,6W		
2022	4822 126 11966	100pF 10% 500V	2406	4822 121 51091	1,2nF 2% 250V				3358	4822 116 52183	16Ω 5% 0,5W	3479	4822 051 1
2022	4822 126 12816	10nF 20% 100V	2407	4822 122 32153	1,8nF 10% 63V				3359	4822 050 21602	1k6 1% 0,6W	3480	4822 116 5
2023	5322 122 33446	3,3nF 10% 63V	2408	4822 126 11823	270pF 10% 500V				3360	4822 051 10122	1k2 2% 0,25W	3481	4822 051 1
2024	5322 122 33446	3,3nF 10% 63V	2409	4822 122 31797	22nF 10% 63V				3362	4822 051 10151	150Ω 2% 0,25W	3482	4822 051 1
2025	4822 122 10167	22nF 30% 25V							3364	4822 051 10471	470Ω 2% 0,25W	3483	4822 051 1
2026	4822 122 32927	220nF 20% 50V	2410	4822 121 41854	150nF 5% 63V							3484	4822 051 1
2027	4822 122 32927	220nF 20% 50V	2411	4822 121 41854	150nF 5% 63V				3365	4822 051 10221	220Ω 2% 0,25W	3485	4822 051 1
2028	4822 122 32927	220nF 20% 50V	2412	4822 126 11966	100pF 10% 500V				3366	4822 051 10221	220Ω 2% 0,25W	3485	4822 053 1
2029	4822 122 32927	220nF 20% 50V	2415	4822 122 32542	47nF 10% 63V				3368	4822 053 10271	270Ω 5% 1W	3500	4822 116 5
2030	4822 126 11175	22pF 5% 50V	2416	4822 122 33496	100nF 10% 63V				3370	4822 051 10332	3k3 2% 0,25W	3501	4822 051 1
			2417	4822 122 32808	1,2nF 10% 63V				3371	4822 100 11348	1k 30% lin		
2031	4822 126 11175	22pF 5% 50V	2418	4822 122 31797	22nF 10% 63V				3372	4822 051 10561	560Ω 2% 0,25W	3502	4822 116 5
2032	4822 122 31797	22nF 10% 63V	2419	4822 124 40849	330µF 20% 16V				3374	4822 116 52301	75k 5% 0,5W	3503	4822 116 5
2033	4822 122 10167	22nF 30% 25V	2450	4822 122 32442	10nF 50V				3375	4822 051 10242	2k4 2% 0,25W	3504	4822 053 1
2034	4822 122 32862	10nF 80% 50V	2451	4822 122 31746	1nF 2% 63V				3376	4822 116 52175	100Ω 5% 0,5W	3504	4822 053 1
2035	4822 122 31775	680pF 2% 63V							3378	4822 051 10101	100Ω 2% 0,25W	3505	4822 116 5
2035	4822 122 32566	3,9nF 10% 63V	2452	4822 124 41716	220µF 20% 35V							3505	4822 116 5
2036	4822 051 10008	0Ω 5% 0,25W	2455	4822 122 31746	1nF 2% 63V				3380	4822 051 10152	1k5 2% 0,25W	3506	4822 053 1
2036	4822 122 31773	560pF 2% 63V	2455	4822 122 31771	390pF 2% 63V				3381	4822 051 10152	1k5 2% 0,25W	3506	4822 053 1
2037	4822 122 31773	560pF 2% 63V	2456	4822 124 41184	470µF 20% 50V				3382	4822 051 10103	10k 2% 0,25W	3507	4822 116 5
2038	4822 122 31644	2,2nF 10% 63V	2456	4822 124 41747	680µF 20% 35V				3383	4822 051 10103	10k 2% 0,25W	3507	4822 116 5
			2456	5322 124 41468	1000µF 20% 40V				3385	4822 051 10223	22k 2% 0,25W		
2039	4822 122 31765	100pF 2% 63V	2457	4822 124 42249	1µF 10% 50V				3402	4822 051 10562	56k 2% 0,25W	3508	4822 116 5
2040	4822 122 32927	220nF 20% 50V	2457	4822 124 42251	1,5µF 10% 50V				3403	4822 051 10229	22Ω 2% 0,25W	3508	4822 116 5
2041	4822 122 32927	220nF 20% 50V	2458	4822 122 31797	22nF 10% 63V				3404	4822 051 10182	1k8 2% 0,25W	3509	4822 053 1
2043	4822 122 32927	220nF 20% 50V	2459	4822 122 32891	68nF 10% 63V				3404	4822 051 10332	3k3 2% 0,25W	3510	4822 113 1
2045	4822 122 32927	220nF 20% 50V							3405	4822 051 10333	33k 2% 0,25W	3512	4822 051
2046	4822 122 32927	220nF 20% 50V	2460	4822 122 33496	100nF 10% 63V							3513	4822 100
2047	4822 122 32927	220nF 20% 50V	2480	4822 124 80214	22µF 20% 25V				3406	4822 100 11483	10k 30% lin	3514	4822 116
2049	4822 051 10008	0Ω 5% 0,25W	2502	4822 121 41689	100nF 10% 250V				3407	4822 051 10561	560Ω 2% 0,25W	3515	4822 052
2049	4822 121 31965	220pF 2% 63V	2503	4822 126 11157	470pF 10% 500V				3408	4822 051 10563	56k 2% 0,25W	3516	4822 052
2050	4822 124 40433	47µF 20% 25V	2504	4822 122 20054	270pF 10% 2kV				3409	4822 116 52292	560k 5% 0,5W	3517	4822 052
			2504	4822 126 12239	560pF 10% 2kV				3410	4822 100 11213	22k 30% lin		
2051	4822 124 40433	47µF 20% 25V	2505	4822 122 20054	270pF 10% 2kV				3411	4822 051 10104	100k 2% 0,25W	3518	4822 116
2052	4822 124 40433	47µF 20% 25V	2505	4822 126 11254	330pF 10% 2kV				3411	4822 051 10124	120k 2% 0,25W	3519	4822 116
2053	4822 124 40433	47µF 20% 25V	2505	4822 126 12269	680pF 10% 2kV				3411	4822 051 10753	75k 2% 0,25W	3520	4822 052
2056	4822 122 31773	560pF 2% 63V	2507	4822 121 42408	220nF 5% 63V				3413	4822 051 10101	100Ω 2% 0,25W	3521	4822 052
2057	4822 122 31773	560pF 2% 63V							3414	4822 051 10104	150k 2% 0,25W	3522	4822 052
2058	4822 122 31773	560pF 2% 63V	2509	4822 126 12273	1200pF 10% 2kV							3524	4822 116
2059	4822 122 31773	560pF 2% 63V	2511	4822 121 43368	47µF 160V				3415	4822 100 11392	47k 30% lin	3525	4822 116
2060	4822 122 31773	560pF 2% 63V	2512	4822 124 41596	22µF 20% 50V				3416	4822 116 81223	1M2 5%	3526	4822 053
2065	4822 126 11156	684nF 20%	2513	4822 124 41596	22µF 20% 50V				3417	4822 116 52256	2k2 5% 0,5W	3527	4822 051
2066	4822 126 11156	684nF 20%	2517	4822 126 11157	470pF 10% 500V				3418	4822 051 10201	200Ω 2% 0,25W	3528	4822 050
			2518	4822 124 22449	4,7µF 30% 350V				3419	4822 052 10229	22Ω 5% 0,33W		
2070	4822 124 40272	33µF 20% 16V	2519	4822 124 80341	1µF 20% 160V				3420	4822 050 23905	3M9 1% 0,6W	3528	4822 116
2071	4822 124 23489	33µF 20% 25V	2520	4822 121 51527	390nF 5% 250V				3420	4822 116 52305	820k 5% 0,5W	3528	4822 116
2072	4822 124 41584	100µF 20% 10V	2520	4822 121 51528	470nF 5% 250V				3421	4822 116 52263	2k7 5% 0,5W	3528	4822 116
2073	4822 124 21212	15µF 20% 40V	2521	4822 121 51563	560nF 5% 250V				3422	4822 116 81223	1M2 5%	3529	4822 051
2074	5322 122 31647	1nF 10% 63V							3422	4822 116 81783	1M5 5% 0,5W	3530	4822 051
2075	4822 122 31797	22nF 10% 63V	2523	4822 121 70398	11nF 5% 2kV							3531	4822 116
2076	4822 122 31797	22nF 10% 63V	2523	4822 121 70415	8,2nF 5% 1,8kV				3422	4822 116 83029	1M3 5% 0,5W	3532	4822 050
2077	4822 122 31797	22nF 10% 63V	2524	4822 121 43915	27nF 5% 630V				3423	4822 116 52235	1M 5% 0,5W	3533	4822 050
2200	4822 121 43819	680nF 10% 250V	2524	4822 121 70005	15nF 5% 630V				3423	4822 116 52305	820k 5% 0,5W	3534	4822 052
2203	4822 121 40487	100nF 10% 400V	2525	4822 121 43397	680nF 5% 250V				3423	4822 117 10612	1M1 5%	3535	4822 052
			2528										

% 0,25W	3459	4822 116 80676	1Ω 5% 0,5W	3601	4822 051 10154	150k 2% 0,25W	6000	4822 130 80446	LL4148	7002	4822 209 83163	LM833N
5% 3W	3460	4822 053 10271	270Ω 5% 1W	3602	4822 100 11213	22k 30% lin	6001	4822 130 80446	LL4148	7003	4822 130 61207	BC848
% 0,25W	3461	4822 116 80176	1Ω 5% 0,5W	3603	4822 100 20166	10k 30% lin	6008	4822 209 73095	P4KE30C-7000	7005	5322 130 42136	BC848C
3% 0,5W	3462	4822 116 80176	1Ω 5% 0,5W	3603	4822 051 10103	10k 2% 0,25W	6010	4822 130 80446	LL4148	7006	5322 130 42136	BC848C
2% 0,25W	3463	4822 116 80176	1Ω 5% 0,5W	3603	4822 051 10123	12k 2% 0,25W	6011	4822 130 80446	LL4148	7007	4822 130 61207	BC848
2% 0,25W	3465	4822 051 10681	680Ω 2% 0,25W	3603	4822 051 10153	15k 2% 0,25W	6012	4822 130 80446	LL4148	7008	4822 130 61207	BC848
3% 0,5W	3466	4822 116 52243	1k5 5% 0,5W	3603	4822 051 10203	20k 2% 0,25W	6017	4822 130 80446	LL4148	7009	4822 209 83163	LM833N
5% 0,5W	3466	4822 116 52279	4k3 5% 0,5W	3603	4822 051 10622	6k2 2% 0,25W	6021	4822 130 80446	LL4148	7010	5322 130 42012	BC858
2% 0,25W	3466	4822 116 52286	5k1 5% 0,5W	3604	4822 051 10104	100k 2% 0,25W	6201	4822 130 80446	LL4148	7011	4822 209 63913	TDA1521AQ/N4
2% 0,25W	3467	4822 100 20166	10k 30% lin	3604	4822 051 10134	130k 2% 0,25W	6210	4822 130 33887	GP15J-16	7012	4822 130 61207	BC848
2% 0,25W	3468	4822 053 12221	220Ω 5% 3W	3604	4822 051 10184	180k 2% 0,25W	6211	4822 130 33887	GP15J-16	7013	4822 130 61207	BC848
2% 0,25W	3469	4822 050 11002	1k 1% 0,4W	3605	4822 051 10103	10k 2% 0,25W	6212	4822 130 33887	GP15J-16	7201	5322 130 42756	BC857C
% 0,5W	3469	4822 116 52279	4k3 5% 0,5W	3605	4822 051 10133	13k 2% 0,25W	6213	4822 130 33887	GP15J-16	7216	4822 130 63239	ON4827
% 0,5W	3471	4822 051 10182	1k8 2% 0,25W	3605	4822 051 10243	24k 2% 0,25W	6216	4822 130 42606	BYD33J	7242	5322 130 44349	BC635
5% 0,5W	3471	4822 051 20222	2k2 5% 0,1W	3606	4822 051 10153	15k 2% 0,25W	6220	4822 130 33887	GP15J-16	7250	4822 130 62509	BUX85F
2% 0,25W	3473	4822 116 52253	2k 5% 0,5W	3606	4822 051 10223	22k 2% 0,25W	6221	4822 130 33887	GP15J-16	7251	4822 130 61207	BC848
1% 0,6W	3479	4822 051 10683	68k 2% 0,25W	3606	4822 051 10333	33k 2% 0,25W	6230	4822 130 33529	BY229F-200	7256	5322 130 42012	BC858
5% 0,5W	3480	4822 116 52234	100k 5% 0,5W	3607	4822 100 11213	22k 30% lin	6232	4822 130 33529	BY229F-200	7268	4822 130 63558	BD533
2% 0,25W	3481	4822 051 10102	1k 2% 0,25W	3608	4822 051 10102	1k 2% 0,25W	6235	4822 130 80982	BYW29F-100	7270	4822 130 40823	BD135
2% 0,25W	3482	4822 051 10229	22Ω 2% 0,25W	3609	4822 051 10473	47k 2% 0,25W	6237	4822 130 41602	BYW95C/20	7273	4822 130 42513	BC858C
2% 0,25W	3483	4822 051 10563	56k 2% 0,25W	3610	4822 051 10472	4k7 2% 0,25W	6238	4822 130 41602	BYW95C/20	7305	5322 130 42136	BC848C
2% 0,25W	3484	4822 051 10223	22k 2% 0,25W	3611	4822 051 20222	2k2 5% 0,1W	6247	4822 130 83086	LL4150	7311	4822 130 42513	BC858C
2% 0,25W	3485	4822 051 10102	1k 2% 0,25W	3614	4822 116 52243	1k5 5% 0,5W	6251	4822 130 80954	LLZ-C5V6	7312	4822 130 40982	BD437
2% 0,25W	3495	4822 053 11271	270Ω 5% 2W	3615	4822 116 52224	470Ω 5% 0,5W	6254	4822 130 80883	LLZ-C4V7	7318	4822 130 42615	BC817-40
5% 1W	3500	4822 116 52224	470Ω 5% 0,5W	3616	4822 051 10332	3k3 2% 0,25W	6255	4822 130 80446	LL4148	7320	4822 130 82034	CNX83A
% 0,25W	3501	4822 051 10392	3k9 2% 0,25W	3617	4822 051 20222	2k2 5% 0,1W	6260	4822 130 80446	BAS32L	7360	5322 130 42756	BC857C
% lin	3502	4822 116 52299	7k5 5% 0,5W	3618	4822 051 10683	68k 2% 0,25W	6262	4822 130 82353	BYD34G	7369	5322 130 42755	BC847C
2% 0,25W	3503	4822 116 52299	7k5 5% 0,5W	3619	4822 051 20222	2k2 5% 0,1W	6266	4822 130 34278	BZX79-F6V8	7370	5322 130 42755	BC847C
2% 0,25W	3504	4822 053 11108	1Ω 5% 2W	3620	4822 051 10622	6k2 2% 0,25W	6272	4822 130 34173	BZX55-B5V6	7371	4822 130 42513	BC858C
5% 0,5W	3504	4822 053 11128	1Ω 5% 2W	3621	4822 051 10164	160k 2% 0,25W	6280	4822 130 30621	1N4148	7380	4822 130 42513	BC858C
2% 0,25W	3505	4822 116 52191	33Ω 5% 0,5W	3622	4822 116 80176	1Ω 5% 0,5W	6302	4822 130 80446	LL4148	7381	5322 130 42136	BC848C
2% 0,25W	3505	4822 116 52195	47Ω 5% 0,5W	3623	4822 116 80176	1Ω 5% 0,5W	6303	4822 130 80446	LL4148	7384	5322 130 42755	BC847C
2% 0,25W	3506	4822 053 11108	1Ω 5% 2W	3624	4822 116 52184	18Ω 5% 0,5W	6304	4822 130 81637	PMLL4148L	7400	4822 209 30402	TDA2579B/N2/S1
2% 0,25W	3506	4822 053 11128	1Ω 5% 2W	3625	4822 116 52184	18Ω 5% 0,5W	6305	4822 130 82334	BAS85	7402	5322 130 42136	BC848C
2% 0,25W	3507	4822 116 52191	33Ω 5% 0,5W	3626	4822 116 52267	30k 5% 0,5W	6306	4822 130 34499	BZX79-C20	7403	4822 130 42513	BC858C
2% 0,25W	3507	4822 116 52195	47Ω 5% 0,5W	3627	4822 051 10103	10k 2% 0,25W	6308	4822 130 42488	BYD33D	7407	4822 130 61207	BC848
2% 0,25W	3508	4822 116 82773	1k8 10% 5W	3628	4822 116 52284	47k 5% 0,5W	6312	4822 130 42488	BYD33D	7417	4822 130 42513	BC858C
2% 0,25W	3508	4822 116 83003	1k5 10% 5W	3629	4822 051 10224	220k 2% 0,25W	6314	4822 130 80446	LL4148	7444	5322 130 42136	BC848C
2% 0,25W	3509	4822 053 21154	150k 5% 0,5W	3630	4822 051 10104	100k 2% 0,25W	6315	4822 130 80446	LL4148	7445	5322 130 42136	BC848C
2% 0,25W	3510	4822 113 80592	150Ω 10% 5W	3631	4822 051 10182	1k8 2% 0,25W	6319	4822 130 83086	LL4150	7450	4822 209 73308	TDA3654Q/N3
2% 0,25W	3512	4822 051 10331	330Ω 2% 0,25W	3632	4822 051 10101	100Ω 2% 0,25W	6319	4822 130 32904	BZV85-C5V6	7451	5322 130 42012	BC858
0% lin	3513	4822 100 11319	4k7 30% lin	3632	4822 051 10153	15k 2% 0,25W	6331	4822 130 30621	1N4148	7469	4822 130 44104	BC328
2% 0,25W	3514	4822 116 52189	30k 5% 0,5W	3633	4822 051 10204	200k 2% 0,25W	6349	4822 130 80446	LL4148	7480	4822 130 42513	BC858C
2% 0,25W	3515	4822 052 10108	1Ω 5% 0,33W	3633	4822 051 10244	240k 2% 0,25W	6350	4822 130 80446	LL4148	7481	5322 130 42136	BC848C
2% 0,25W	3516	4822 052 10108	1Ω 5% 0,33W	3633	4822 051 10683	68k 2% 0,25W	6351	4822 130 30621	1N4148	7501	4822 130 63316	BSN304
5% 0,5W	3517	4822 052 11108	1Ω 5% 0,5W	3634	4822 051 10473	47k 2% 0,25W	6352	4822 130 80446	LL4148	7504	4822 130 62934	2xON4673
0% lin	3518	4822 116 52267	30k 5% 0,5W	3650	4822 051 20183	18k 5% 0,1W	6353	4822 130 80446	LL4148	7506	4822 130 62843	2SC4288A
2% 0,25W	3519	4822 116 52267	30k 5% 0,5W	3651	4822 051 10102	1k 2% 0,25W	6355	4822 130 80446	LL4148	7506	4822 130 62934	2xON4673
2% 0,25W	3520	4822 052 11471	470Ω 5% 0,5W	3652	4822 051 10822	8k2 2% 0,25W	6356	4822 130 80886	LLZ-F22	7512	4822 130 41199	BD135-16
2% 0,25W	3521	4822 052 11471	470Ω 5% 0,5W	3653	4822 051 10104	100k 2% 0,25W	6370	4822 130 80446	LL4148	7513	4822 130 41199	BD136-16
2% 0,25W	3522	4822 052 11102	1k 5% 0,5W	3654	4822 051 20222	2k2 5% 0,1W	6371	4822 130 80446	LL4148	7530	4822 130 60136	BC856
0% lin	3524	4822 116 81753	407 5% 0,5W	3655	4822 051 20222	2k2 5% 0,1W	6372	4822 130 80446	LL4148	7540	5322 130 42755	BC847C
3%	3525	4822 116 52207	1k2 5% 0,5W	3656	4822 051 10103	10k 2% 0,25W	6373	4822 130 80446	LL4148	7541	5322 130 42755	BC847C
5% 0,5W	3526	4822 053 10688	608 5% 1W	4x0x	4822 051 10008	0Ω 5% 0,25W	6375	4822 130 82583	LLZ-C9V1	7542	5322 130 42756	BC857C
2% 0,25W	3527	4822 051 10102	1k 2% 0,25W	9406	4822 116 52283	4K7 5% 0,5W	6376	4822 130 80446	LL4148	7543	4822 130 60136	BC856
3% 0,33W	3528	4822 050 11002	1k 1% 0,4W	9406	4822 116 52296	6K8 5% 0,5W	6376	4822 130 81143	LLZ-C120	7550	4822 130 63427	BD534FI
1% 0,6W	3528	4822 116 52207	1k2 5% 0,5W	9459	4822 116 52215	220E 5% 0,5W	6403	4822 130 80446	LL4148	7551	4822 209 70672	LM588N
5% 0,5W	3528	4822 116 52229	750Ω 5% 0,5W				6404	4822 130 80446	LL4148	7552	5322 130 44349	BC635
5% 0,5W	3528	4822 116 52243	1k5 5% 0,5W				6405	4822 130 80446	LL4148	7601	4822 130 61207	BC848
3%	3529	4822 051 10104	100k 2% 0,25W							7602	5322 130 42012	BC858
3% 0,5W	3530	4822 051 10474	470k 2% 0,25W							7603	5322 130 42012	BC858
3% 0,5W	3531	4822 116 52191	33Ω 5% 0,5W	5204	4822 157 10291	Mainsfilter CU28D5	6417	4822 130 81223	LLZ-C2V4	7608	4822 130 44503	BC547C
3% 0,5W	3532	4822 050 23301	330Ω 1% 0,6W	5230	4822 148 81192	SOPS transf.	6440	4822 130 80446	LL4148	7610	4822 130 63508	SD536FI
3% 0,5W	3533	4822 050 23301	330Ω 1% 0,6W	5231	4822 526 10494	Ferrite bead	6441	4822 130 80446	LL4148	7616	4822 130 61207	BC848
3% 0,5W	3534	4822 052 11278	207 5% 0,5W	5233	4822 526 10494	Ferrite bead	6451	5322 130 34834	BZX79-C3V6	7618	4822 130 61207	BC848
3%	3535	4822 052 11278	207 5% 0,5W	5235	4822 526 10494	Ferrite bead	6452	4822 130 42488	BYD33D	7650	5322 130 42136	BC848C
2% 0,25W	3536	4822 116 52221	360Ω 5% 0,5W	5237	4822 526 10494	Ferrite bead	6465	4822 130 80446	LL4148	7651	5322 130 42136	BC848C
2% 0,25W	3537	4822 116 52189	30Ω 5% 0,5W	5241	4822 157 63696	18μH 10%	6467	4822 130 80446	LL4148	7652	5322 130 42136	BC848C
2% 0,25W	3538	4822 050 21203	12k 1% 0,6W	5255								

Spare parts list / Stüklste / Liste des pièces

4822 267 50637 10P female		2309	4822 122 31772	47pF 2% 63V	2690	4822 122 31782	15nF 10% 50V	3190	4822 051 10823	82k 2% 0,25W	
Various		2312	4822 126 11544	22nF 63V	2692	4822 122 31981	33nF 5% 50V	3191	4822 051 10823	82k 2% 0,25W	
		2313	4822 122 31774	56pF 2% 63V	2694	4822 122 31916	5,6nF 10% 63V	3192	4822 051 10153	15k 2% 0,25W	
	4822 267 20427	Socket	2314	4822 122 32482	22pF 2% 63V	2696	4822 122 31981	33nF 5% 50V	3193	4822 051 10331	330Ω 2% 0,25W
	4822 267 20457	Socket SCART+2x cinch	2318	4822 121 42408	220nF 5% 63V	2697	4822 122 32765	820pF 2% 63V	3194	4822 051 10331	330Ω 2% 0,25W
	4822 267 51058	Socket SCART	2324	4822 126 11544	22nF 63V	2698	4822 122 31916	5,6nF 10% 63V	3200	4822 051 10472	4k7 2% 0,25W
	4822 267 20409	Socket cinch+SVH S	2338	4822 122 31772	47pF 2% 63V	2699	4822 122 32765	820pF 2% 63V	3201	4822 051 10472	4k7 2% 0,25W
	4822 267 41005	Socket	2342	4822 122 31972	39pF 2% 63V	2700	4822 124 40242	1μF 20% 63V	3202	4822 051 10472	4k7 2% 0,25W
	4822 404 31305	Bracket for black-stretch	2343	4822 122 31727	470pF 2% 63V	2702	4822 124 40242	1μF 20% 63V	3203	4822 116 52191	33Ω 5% 0,5W
	4822 212 30803	μP panel	2344	4822 122 31775	680pF 2% 63V	2704	4822 122 31644	2,2nF 10% 63V	3204	4822 116 52175	100Ω 5% 0,5W
	4822 900 10506	Software	2345	4822 122 31807	1200pF 2% 63V	2706	5322 124 41431	22μF 20% 35V	3205	4822 051 10759	75Ω 2% 0,25W
		2347	5322 122 31647	1nF 10% 63V	2707	4822 122 31784	4,7nF 10% 50V	3206	4822 051 10759	75Ω 2% 0,25W	
		2353	4822 122 32862	10nF 80% 50V	2714	4822 126 11544	22nF 63V	3207	4822 051 10759	75Ω 2% 0,25W	
		2360	4822 124 40272	33μF 20% 16V	2720	5322 124 41431	22μF 20% 35V	3208	4822 051 10101	100Ω 2% 0,25W	
		2361	4822 124 40849	330μF 20% 16V	2721	4822 122 31784	4,7nF 10% 50V	3209	4822 051 10101	100Ω 2% 0,25W	
		2365	4822 122 31352	180pF 2% 100V	2726	4822 122 31644	2,2nF 10% 63V	3210	4822 051 10101	100Ω 2% 0,25W	
		2366	4822 126 11544	22nF 63V	2727	4822 124 42362	33μF 20% 16V	3211	4822 116 52217	270Ω 5% 0,5W	
		2367	4822 122 32862	10nF 80% 50V	2728	4822 124 42362	33μF 20% 16V	3211	4822 116 52224	470Ω 5% 0,5W	
		2368	4822 122 32862	10nF 80% 50V	2734	4822 126 11544	22nF 63V	3212	4822 116 52191	33Ω 5% 0,5W	
		2369	4822 122 31825	27pF 2% 63V				3213	4822 051 10102	1k 2% 0,25W	
		2371	4822 122 31825	27pF 2% 63V				3215	4822 051 10689	68Ω 2% 0,25W	
		2372	4822 122 31965	220pF 2% 63V				3216	4822 052 10828	80Ω 5% 0,33W	
		2373	4822 122 31965	220pF 2% 63V				3217	4822 116 52224	470Ω 5% 0,5W	
		2374	4822 126 11544	22nF 63V	3101	4822 116 52175	100Ω 5% 0,5W	3218	4822 051 10471	470Ω 2% 0,25W	
		2375	4822 126 11544	22nF 63V	3104	4822 116 52175	100Ω 5% 0,5W	3219	4822 051 10008	0Ω 5% 0,25W	
		2376	4822 126 11544	22nF 63V	3112	4822 050 11002	1k 1% 0,4W	3219	4822 051 10271	270Ω 2% 0,25W	
		2377	5322 121 42661	330nF 5% 63V	3113	4822 116 52175	100Ω 5% 0,5W	3220	4822 051 10471	470Ω 2% 0,25W	
		2378	4822 122 31947	100nF 20% 63V	3114	4822 116 52175	100Ω 5% 0,5W	3220	4822 051 10561	560Ω 2% 0,25W	
		2379	4822 125 50207	2p-33p trim.	3115	4822 116 52175	100Ω 5% 0,5W	3222	4822 116 52217	270Ω 5% 0,5W	
		2380	4822 125 50207	2p-33p trim.	3116	4822 116 52175	100Ω 5% 0,5W	3224	4822 051 10759	75Ω 2% 0,25W	
		2381	5322 121 42661	330nF 5% 63V	3117	4822 051 20222	2k2 5% 0,1W	3225	4822 051 10471	470Ω 2% 0,25W	
		2382	5322 122 31647	1nF 10% 63V	3119	4822 051 20222	2k2 5% 0,1W	3232	4822 051 10102	1k 2% 0,25W	
		2383	4822 122 32442	10nF 50V	3120	4822 051 20222	2k2 5% 0,1W	3233	4822 051 10102	1k 2% 0,25W	
		2384	5322 122 31647	1nF 10% 63V	3121	4822 051 10123	12k 2% 0,25W	3234	4822 051 10759	75Ω 2% 0,25W	
		2385	4822 122 32442	10nF 50V	3122	4822 051 10123	12k 2% 0,25W	3235	4822 051 10759	75Ω 2% 0,25W	
		2387	4822 124 40248	10μF 20% 63V	3123	4822 051 10123	12k 2% 0,25W	3237	4822 116 52217	270Ω 5% 0,5W	
		2388	5322 122 33446	3,3nF 10% 63V	3124	4822 051 10101	100Ω 2% 0,25W	3238	4822 116 52222	390Ω 5% 0,5W	
		2390	4822 126 11544	22nF 63V	3125	4822 051 10101	100Ω 2% 0,25W	3239	4822 051 10271	270Ω 2% 0,25W	
		2391	4822 126 11544	22nF 63V	3126	4822 051 10101	100Ω 2% 0,25W	3240	4822 051 10759	75Ω 2% 0,25W	
		2392	4822 126 11544	22nF 63V	3130	4822 051 10101	100Ω 2% 0,25W	3242	4822 116 52219	330Ω 5% 0,5W	
		2395	4822 126 11544	22nF 63V	3130	4822 051 10103	10k 2% 0,25W	3243	4822 051 10152	1k5 2% 0,25W	
		2396	4822 122 32927	220nF 20% 50V	3131	4822 116 52175	100Ω 5% 0,5W	3244	4822 051 10102	1k 2% 0,25W	
		2397	4822 126 11544	22nF 63V	3132	4822 116 52175	100Ω 5% 0,5W	3245	4822 051 10474	470k 2% 0,25W	
		2398	4822 124 40248	10μF 20% 63V	3133	4822 051 10151	150Ω 2% 0,25W	3246	4822 051 10331	330Ω 2% 0,25W	
		2399	4822 124 40433	47μF 20% 25V	3134	4822 116 52175	100Ω 5% 0,5W	3247	4822 051 10102	1k 2% 0,25W	
		2400	4822 126 11544	22nF 63V	3135	4822 051 10101	100Ω 2% 0,25W	3248	4822 051 10681	680Ω 2% 0,25W	
		2433	4822 126 11544	22nF 63V	3136	4822 051 10101	100Ω 2% 0,25W	3249	4822 051 10102	1k 2% 0,25W	
		2434	5322 122 33446	3,3nF 10% 63V	3137	4822 116 52175	100Ω 5% 0,5W	3253	4822 051 10331	330Ω 2% 0,25W	
		2435	5322 122 33446	3,3nF 10% 63V	3138	4822 116 52175	100Ω 5% 0,5W	3254	4822 052 10828	80Ω 5% 0,33W	
		2436	4822 122 31961	68pF 2% 63V	3139	4822 116 52175	100Ω 5% 0,5W	3255	4822 051 10821	820Ω 2% 0,25W	
		2438	4822 126 11544	22nF 63V	3140	4822 050 11002	1k 1% 0,4W	3259	4822 051 10103	10k 2% 0,25W	
		2440	4822 126 11544	22nF 63V	3141	4822 050 11002	1k 1% 0,4W	3260	4822 052 10828	80Ω 5% 0,33W	
		2442	4822 126 11544	22nF 63V	3142	4822 050 11002	1k 1% 0,4W	3261	4822 051 10471	470Ω 2% 0,25W	
		2445	4822 126 11804	330nF	3143	4822 050 11002	1k 1% 0,4W	3262	4822 051 10103	10k 2% 0,25W	
		2446	4822 126 11804	330nF	3144	4822 050 11002	1k 1% 0,4W	3263	4822 051 10689	68Ω 2% 0,25W	
		2447	4822 126 11804	330nF	3145	4822 050 11002	1k 1% 0,4W	3264	4822 051 10471	470Ω 2% 0,25W	
		2451	5322 121 42661	330nF 5% 63V	3146	4822 050 11002	1k 1% 0,4W	3265	4822 051 10103	10k 2% 0,25W	
		2452	4822 124 22466	1μF 20% 50V	3151	4822 051 10562	5k6 2% 0,25W	3266	4822 051 10103	10k 2% 0,25W	
		2453	4822 122 31774	56pF 2% 63V	3153	4822 051 10103	10k 2% 0,25W	3267	4822 051 10103	10k 2% 0,25W	
		2454	4822 126 10324	33pF 2% 63V	3154	4822 051 10152	1k5 2% 0,25W	3268	4822 051 10101	100Ω 2% 0,25W	
		2455	4822 126 10324	33pF 2% 63V	3155	4822 051 10104	100k 2% 0,25W	3269	4822 051 10561	560Ω 2% 0,25W	
		2456	4822 126 10324	33pF 2% 63V	3156	4822 051 10562	5k6 2% 0,25W	3270	4822 051 10472	47k 2% 0,25W	
		2476	4822 124 40246	4,7μF 20% 63V	3157	4822 050 11002	1k 1% 0,4W	3271	4822 051 10471	470Ω 2% 0,25W	
		2478	4822 122 31784	4,7nF 10% 50V	3158	4822 050 11002	1k 1% 0,4W	3272	4822 116 52228	680Ω 5% 0,5W	
		2479	4822 122 32183	56nF 10% 50V	3159	4822 051 10103	10k 2% 0,25W	3273	4822 051 10471	470Ω 2% 0,25W	
		2480	4822 124 40272	33μF 20% 16V	3160	4822 052 10109	10Ω 5% 0,33W	3274	4822 051 10103	10k 2% 0,25W	
		2600	4822 122 31947	100nF 20% 63V	3160	4822 052 10758	7Ω5 5% 0,33W	3275	4822 051 10689	68Ω 2% 0,25W	
		2602	4822 122 31947	100nF 20% 63V	3161	4822 051 10103	10k 2% 0,25W	3276	4822 051 10471	470Ω 2% 0,25W	
		2604	4822 122 31947	100nF 20% 63V	3162	4822 052 10159	15Ω 5% 0,33W	3277	4822 051 10271	270Ω 2% 0,25W	
		2606	4822 122 31947	100nF 20% 63V	3162	4822 052 10758	7Ω5 5% 0,33W	3279	4822 051 10689	68Ω 2% 0,25W	
		2608	4822 122 32927	220nF 20% 50V	3163	4822 051 10223	22k 2% 0,25W	3281	4822 116 52201	75Ω 5% 0,5W	
		2620	4822 122 32927	220nF 20% 50V	3164	4822 051 10101	100Ω 2% 0,25W	3285	4822 051 10123	12k 2% 0,25W	
		2622	4822 122 32927	220nF 20% 50V	3164	4822 051 10108	1Ω 5% 0,25W	3286	4822 051 10123	12k 2% 0,25W	
		2624	5322 122 31842	330pF 2% 63V	3165	4822 051 10101	100Ω 2% 0,25W	3287	4		

2452	48%
2453	53%

1100	4822 255 41325	Led holder FL4
1100	4822 212 23281	IR receiver FL2
1100	4822 212 31399	IR receiver FL4



2100	4822 124 40684	150µF 20% 6.3V
2131	4822 124 22606	68µF 20% 16V



3100	4822 051 10102	1k 2% 0,25W
3128	4822 051 10471	470Ω 2% 0,25W
3188	4822 051 10101	100Ω 2% 0,25W
3189	4822 051 10101	100Ω 2% 0,25W
3198	4822 051 10181	180Ω 2% 0,25W
3199	4822 051 10181	180Ω 2% 0,25W
4xxx	4822 051 10008	0Ω 5% 0,25W



5100	4822 157 53906	47µH
------	----------------	------



6128	4822 130 80313	TLHG4400
6129	4822 130 83414	TLHR4405



7128	5322 130 42012	BC858
7128	5322 130 41983	BC858B
7129	5322 130 42012	BC858
7129	5322 130 41983	BC858B
7130	5322 130 42136	BC848C

Connector panel [C]

	4822 267 40666	3P
	4822 265 30985	3P black
	4822 265 41335	11P

Various

1005	4822 212 31265	Connector panel FL2
1005	4822 212 31405	Connector panel FL4
	4822 267 20454	Socket headph.+cinch+SV HS FL2
	4822 267 20462	Socket headph.+cinch+SV HS FL4



2241	4822 121 42408	220nF 5% 63V
2640	5322 122 31842	330pF 2% 63V
2640	4822 121 70438	330pF 5% 100V
2644	5322 122 31842	330pF 2% 63V
2644	4822 121 70438	330pF 5% 100V
2716	4822 122 32597	6,8nF 10% 63V
2736	4822 122 32597	6,8nF 10% 63V



3241	4822 051 10759	75Ω 2% 0,25W
3251	4822 051 10759	75Ω 2% 0,25W
3252	4822 051 10759	75Ω 2% 0,25W
3640	4822 051 10102	1k 2% 0,25W
3641	4822 051 10223	22k 2% 0,25W
3644	4822 051 10102	1k 2% 0,25W
3645	4822 051 10223	22k 2% 0,25W
4xxx	4822 051 10008	0Ω 5% 0,25W

North/South panel [B']

	4822 264 40207	3P male
	4822 265 20509	2P grey

Various

1060	4822 212 31004	North/South panel
------	----------------	-------------------



2450	4822 121 51049	15nF 1% 63V
2452	4822 121 41857	10nF 5% 250V
2453	5322 121 42386	100nF 5% 63V



3452	4822 116 52175	100Ω 5% 0,5W
3453	4822 116 52195	47Ω 5% 0,5W
3454	4822 116 52283	4k7 5% 0,5W
3455	4822 116 52283	4k7 5% 0,5W
3456	4822 116 52264	27k 5% 0,5W
3457	4822 116 52264	27k 5% 0,5W
3459	4822 053 11108	1Ω 5% 2W
3460	4822 116 52217	270Ω 5% 0,5W
3461	5322 100 11542	4k7 30% lin
3462	4822 116 52207	1k2 5% 0,5W



5450	4822 157 62336	100µH 10%
5452	4822 157 71033	N/S correction coil



6452	4822 130 30621	1N4148
6453	5322 130 34834	BZX79-C3V6
6454	4822 130 34499	BZX79-C20
6455	4822 130 30621	1N4148



7450	4822 130 63441	J108
7451	4822 130 63441	J108

Scavem amplifier panel [Z]

	4822 265 20509	2P grey
	4822 265 40818	8P male
	4822 264 40207	3P male
	4822 267 41143	3P male
	4822 267 40666	3P male blue

Various

1041	4822 212 31327	Scaven panel FL2.24 28"
1041	4822 212 31258	Scavem panel FL2.24 32"
1041	4822 212 31259	Scavem panel FL2.X6



2604	4822 124 22427	47µF 20% 40V
2605	4822 122 33496	100nF 10% 63V
2606	4822 124 22427	47µF 20% 40V
2607	4822 122 33496	100nF 10% 63V
2611	4822 122 33496	100nF 10% 63V
2612	4822 122 33496	100nF 10% 63V
2620▲	4822 122 32442	10nF 50V
2622▲	4822 122 32442	10nF 50V
2623	4822 122 33496	100nF 10% 63V
2624▲	4822 122 32442	10nF 50V

2625	4822 124 40255	100µF 20% 63V
2634▲	4822 122 32442	10nF 50V
2636	4822 122 33496	100nF 10% 63V
2637	4822 122 33496	100nF 10% 63V
2638	4822 122 33496	100nF 10% 63V
2639	4822 122 33496	100nF 10% 63V
2642▲	4822 122 32442	10nF 50V
2646	4822 122 33496	100nF 10% 63V
2647	4822 124 40255	100µF 20% 63V
2661	4822 124 41596	22µF 20% 50V
2671	4822 122 31727	470pF 2% 63V
2671	4822 122 31775	680pF 2% 63V
2671	4822 122 31727	470pF 2% 63V
2672	4822 122 31727	470pF 2% 63V
2672	4822 122 31775	680pF 2% 63V
2672	4822 122 31727	470pF 2% 63V



3401	4822 051 10104	100k 2% 0,25W
3402	4822 051 10104	100k 2% 0,25W
3411	4822 051 10104	100k 2% 0,25W
3412	4822 051 10104	100k 2% 0,25W
3413	4822 050 11002	1k 1% 0,4W
3421	4822 051 10473	47k 2% 0,25W
3422▲	4822 051 10103	10k 2% 0,25W
3423	4822 051 10104	100k 2% 0,25W
3424	4822 051 10104	100k 2% 0,25W
3425	4822 051 10473	47k 2% 0,25W

3426▲	4822 053 11821	820Ω 5% 2W
3430	4822 051 10473	47k 2% 0,25W
3431	4822 051 10473	47k 2% 0,25W
3432▲	4822 051 10103	10k 2% 0,25W
3433	4822 051 10104	100k 2% 0,25W

3434	4822 051 10104	100k 2% 0,25W
3435	4822 051 10473	47k 2% 0,25W
3606	4822 051 10478	4Ω 5% 0,25W
3608	4822 051 10478	4Ω 5% 0,25W
3609▲	4822 052 10478	4Ω 5% 0,33W

3610▲	4822 052 10478	4Ω 5% 0,33W
3612	4822 051 10478	4Ω 5% 0,25W
3613	4822 051 10478	4Ω 5% 0,25W
3614	4822 051 10478	4Ω 5% 0,25W
3615▲	4822 050 24708	4Ω 1% 0,6W
3630▲	4822 053 10681	680Ω 5% 1W
3632	4822 116 52224	470Ω 5% 0,5W
3633	4822 051 10152	1k5 2% 0,25W
3634	4822 051 10132	1k3 2% 0,25W
3635	4822 051 10339	33Ω 2% 0,25W

3637	4822 116 52224	470Ω 5% 0,5W
3638▲	4822 053 10681	680Ω 5% 1W
3640	4822 051 10473	47k 2% 0,25W
3641	4822 051 10152	1k5 2% 0,25W
3642	4822 051 10132	1k3 2% 0,25W
3643	4822 051 10339	33Ω 2% 0,25W
3645▲	4822 052 10479	47Ω 5% 0,33W
3647▲	4822 052 10479	47Ω 5% 0,33W
3648	4822 051 10681	680Ω 2% 0,25W
3649	4822 051 10243	24k 2% 0,25W

3650	4822 051 10122	1k2 2% 0,25W
3652	4822 051 10331	330Ω 2% 0,25W
3653	4822 051 10471	470Ω 2% 0,25W
3654	4822 051 10331	330Ω 2% 0,25W
3655	4822 051 10471	470Ω 2% 0,25W
3656	4822 051 10331	330Ω 2% 0,25W
3657	4822 051 10471	470Ω 2% 0,25W
3658	4822 051 10331	330Ω 2% 0,25W
3659	4822 051 10471	470Ω 2% 0,25W
3661	4822 051 10104	100k 2% 0,25W
3670	4822 051 10822	8k2 2% 0,25W
3671	4822 051 10822	8k2 2% 0,25W
3672	4822 051 10102	1k 2% 0,25W
3998	4822 051 10399	39Ω 2% 0,25W
3998	4822 051 10479	47Ω 2% 0,25W
3998	4822 051 10569	56Ω 2% 0,25W



5612	4822 157 63507	0,18µH
5614	4822 157 63507	0,18µH



6426	4822 130 80906	LLZ-C7V5
6427	4822 130 80906	LLZ-C7V5
6610	4822 130 80884	LLZ-C5V1
6616	4822 130 80884	LLZ-C5V1
6625	4822 130 80446	LL4148
6630	4822 130 80446	LL4148
6638	4822 130 80446	LL4148
6647	4822 130 80446	LL4148
6661	4822 130 80446	LL4148
6662	4822 130 80446	LL4148



7401	5322 130 42756	BC857C
7411	5322 130 42756	BC857C
7421	4822 130 42705	BC847
7423	5322 130 42756	BC857C
7425	5322 130 42755	BC847C
7430	4822 130 42705	BC847
7431	4822 130 42705	BC847
7433	5322 130 42756	BC857C
7435	5322 130 42755	BC847C
7607	4822 130 42705	BC847

7608	4822 130 61207	BC848
7610	4822 130 41746	BD825
7611	4822 130 42589	BF370
7612	4822 130 41746	BD825
7613	4822 130 41746	BD826
7614	4822 130 41746	BD825
7615	4822 130 41746	BD826
7616	4822 130 41746	BD825
7617	4822 130 42589	BF370
7618	4822 130 42705	BC847

7619	4822 130 61233	BC857
7620	4822 130 42705	BC847
7621	4822 130 61233	BC857

Scavem filter panel [Y]

	4822 265 41372	8P
	4822 265 20512	2P green
	4822 265 20509	2P grey
	4822 265 31085	5P

Various

1042	4822 212 31262	Scavem filter FL2.24 32"
1042	4822 212 31263	Scavem filter FL2.X6
1042	4822 212 31326	Scavem filter FL2.24 28"



2501▲	4822 122 32442	10nF 50V
2502▲	4822 122 32442	10nF 50V
2503	4822 122 33496	100nF 10% 63V
2504	4822 122 33496	100nF 10% 63V
2505	5322 122 31647	1nF 10% 63V
2507	4822 124 40248	10µF 20% 63V
2508	4822 122 33496	100nF 10% 63V
2510	5322 122 31647	1nF 10% 63V
2512▲	4822 122 32442	10nF 50V
2513	4822 122 33496	100nF 10% 63V

2516	4822 122 31771	390pF 2% 63V
------	----------------	--------------

Spare parts list / Stükliste / Liste des pièces

5526

4822 157 53066

15μH 10%

5527

4822 157 60123

6,8μH 10%

5570

4822 157 60123

6,8μH 10%

6530

5322 130 34337

BAV99

6540

5322 130 34337

BAV99

6550

5322 130 34337

BAV99

6559

4822 130 80884

LLZ-C5V1

7400

5322 130 42755

BC847C

7410

5322 130 42755

BC847C

7420

5322 130 42755

BC847C

7500

5322 130 42012

BC858

7504

4822 209 30404

NE592/N8

7505

4822 130 61207

BC848

7506

4822 130 61207

BC848

7507

4822 130 61207

BC848

7508

4822 209 73852

PMBT2369

7509

4822 209 73852

PMBT2369

7531

4822 130 61207

BC848

7541

4822 130 61207

BC848

7550

5322 130 60646

BSR57

7560

4822 209 63696

PCF8574AP

DAF panel [B]

▲

4822 265 40596

2P male

4822 267 41018

2P red

4822 265 20509

2P grey

Various

1043

4822 212 31261

DAF panel

2860▲

4822 126 12267

470pF 10% 2kV

2861▲

4822 126 12239

560pF 10% 2kV

3301

4822 116 21221

1M A 385V VDR

3302

4822 116 21221

1M A 385V VDR

Panorama panel [B]

4822 265 20509

2P grey

4822 267 41018

2P red

4822 267 41144

3P grey

4822 267 41142

3P

4822 267 41143

3P

Various

1028

4822 212 31324

Panoramic view 32"

1028

4822 212 31325

Panoramic view 28"

2101

4822 121 51563

560nF 5% 250V

2102

4822 121 51563

560nF 5% 250V

2105

4822 124 80341

1μF 20% 160V

2106

4822 124 80341

1μF 20% 160V

2110

4822 121 51563

560nF 5% 250V

2110

4822 121 70281

510nF 5% 400V

2140

4822 126 12784

22nF 20% 100V

2141

4822 124 40255

100μF 20% 63V

3100

4822 116 52258

220k 5% 0,5W

3101

4822 116 52274

36k 5% 0,5W

3102▲

4822 116 52215

220Ω 5% 0,5W

3105

4822 116 52267

30k 5% 0,5W

3106

4822 116 52267

30k 5% 0,5W

3107

4822 052 10332

3k3 5% 0,33W

3108

4822 052 10332

3k3 5% 0,33W

3109

4822 052 10332

3k3 5% 0,33W

3110▲

4822 116 52197

56Ω 5% 0,5W

3111▲

4822 116 52197

56Ω 5% 0,5W

3115

4822 116 80176

1Ω 5% 0,5W

3121

4822 116 52296

6k8 5% 0,5W

3122

4822 116 52296

6k8 5% 0,5W

3140

4822 116 52175

100Ω 5% 0,5W

3141

4822 116 52175

100Ω 5% 0,5W

3142▲

4822 116 52283

4k7 5% 0,5W

3143▲

4822 116 52256

2k2 5% 0,5W

3144▲

4822 116 52283

4k7 5% 0,5W

3145

4822 116 52296

6k8 5% 0,5W

3146

4822 116 52296

6k8 5% 0,5W

3148

4822 050 11002

1k 1% 0,4W

3149

4822 116 52175

100Ω 5% 0,5W

3198

4822 051 10333

33k 2% 0,25W

3198

4822 116 52264

27k 5% 0,5W

3199

4822 051 10333

33k 2% 0,25W

3199

4822 116 52264

27k 5% 0,5W

5110

4822 157 63256

Coil CU15

6100▲

4822 130 32896

BYD33M

6101▲

4822 130 32896

BYD33M

6103

4822 130 34499

BZX79-C20

6120

4822 130 34233

BZX79-C5V1

7100

4822 130 63364

IRFI640G

7140

4822 209 63896

PCF8574AP

7141

4822 130 44257

BC547

7142▲

4822 209 32126

SOC1012T

Picture tube panel [E]

4822 265 20509

2P male grey

4822 265 40596

2P male Vg2

4822 267 41146

6P male

4822 267 60379

7P male

Various

1030

4822 212 31321

PTP 29"

1030

4822 212 31385

PTP 25"-28"-33"

1030

4822 212 31322

PTP 28" FL2.24

1030

4822 212 31323

PTP 32" FL2.24

4822 255 70261

Socket for CRT 25"-28"-33"

4822 267 51225

Socket for CRT 29"

4822 267 51249

Socket for CRT 28" FL2.24

4822 267 51248

Socket for CRT 32" FL2.24

4822 492 70788

Spring fix IC Bracket

4822 404 31199

2700

4822 126 11824

100pF 10% 1kV

2701

4822 122 32139

12pF 2% 63V

2701

4822 122 32507

6,8pF 5% 50V

2702

4822 122 31784

4,7nF 10% 50V

2703

4822 121 42068

33 nF 10% 400V

2704

4822 122 31746

1nF 2% 63V

2705▲

4822 124 40433

47μF 20% 25V

2706

4822 122 31797

22nF 10% 63V

2707

4822 121 51562

33nF 10% 1600V

2707

4822 121 70093

33nF 5% 2kV

2708

4822 122 31773

560pF 2% 63V

2708

5322 122 31842

330pF 2% 63V

2709

4822 124 80091

4,7μF 20% 250V

2710

4822 122 31797

22nF 10% 63V

2711

4822 122 31971

10pF 2% 63V

2711

4822 122 32507

6,8pF 5% 50V

2712

4822 122 31784

4,7nF 10% 50V

2713

4822 121 42068

33 nF 10% 400V

2714

4822 122 31746

1nF 2% 63V

2715

4822 121 42068

33 nF 10% 400V

2720

4822 122 31825

27pF 2% 63V

2721

4822 122 31971

10pF 2% 63V

2721

4822 122 32504

15pF 2% 63V

2722

4822 122 31784

4,7nF 10% 50V

2724

4822 122 31746

1nF 2% 63V

2725

4822 122 31774

56pF 2% 63V

2726

4822 122 31774

56pF 2% 63V

2727

4822 122 31774

56pF 2% 63V

2729

4822 121 41156

68nF 10% 250V

3700

4822 051 20222

2k2 5% 0,1W

3701▲

4822 052 11108

1Ω 5% 0,5W

3701

4822 052 11338

3Ω3 5% 0,5W

3701

4822 052 11398

3Ω9 5% 0,5W

3702

4822 051 10201

200Ω 2% 0,25W

3703▲

4822 052 11108

1Ω 5% 0,5W

3703

4822 052 11338

3Ω3 5% 0,5W

3703

4822 052 11398

3Ω9 5% 0,5W

3704

4822 051 10222

2k2 2% 0,25W

3704

4822 051 10272

2k7 2% 0,25W

3705▲

4822 051 10242

2k4 2% 0,25W

3705

4822 051 10332

3k3 2% 0,25W

3706

4822 050 21204

120k 1% 0,6W

3706

4822 050 21504

150k 1% 0,6W

3707

4822 051 10008

0Ω 5% 0,25W

3708

4822 111 50579

680Ω 10% 0,5W

3709

4822 051 10124

120k 2% 0,25W

3709

4822 051 10154

150k 2% 0,25W

3710

4822 051 10333

33k 2% 0,25W

3710

4822 051 10822

8k2 2% 0,25W

3712

4822 051 10201

200Ω 2% 0,25W

3714

4822 051 10272

2k7 2% 0,25W

3714

4822 051 20222

2k2 5% 0,1W

3715▲

4822 051 10242

2k4 2% 0,25W

3715

4822 051 10332

3k3 2% 0,25W

3716

4822 050 21204

120k 1% 0,6W

3716

4822 050 21504

150k 1% 0,6W

3718

4822 111 50579

680Ω 10% 0,5W

3719

4822 051 10333

33k 2% 0,25W

3720

4822 051 10823

82k 2% 0,25W

3722

4822 051 10201

200Ω 2% 0,25W

3723

4822 050 11002

1k 1% 0,4W

3724

4822 051 10272

2k7 2% 0,25W

3724

4822 051 20222

2k2 5% 0,1W

3725▲

4822 051 10242

2k4 2% 0,25W

3725

4822 051 10332

3k3 2% 0,25W

3726

4822 050 21204

120k 1% 0,6W

3726

4822 050 21504

150k 1% 0,6W

3727

4822 111 50518

1k5 5% 0,5W

3728

4822 111 41572

220Ω 10% 0,5W

3728

4822 111 50579

680Ω 10% 0,5W

3730

4822 111 50518

1k5 5% 0,5W

3731▲

4822 052 10279

27Ω 5% 0,33W

3732▲

4822 051 10189

18Ω 5% 0,33W

3733

4822 051 10008

0Ω 5% 0,25W

3734

4822 050 21604

160k 1% 0,6W

3735▲

4822 051 10103

10k 2% 0,25W

3736

4822 051 10333

33k 2% 0,25W

3737

4822 051 10123

12k 2% 0,25W

3737

4822 051 10203

20k 2% 0,25W

3738

4822 053 12823

82k 5% 3W

3739

4822 101 11185

47kΩ 10%

3740

4822 050 21604

160k 1% 0,6W

3741

4822 116 52221

360Ω 5% 0,5W

3742

4822 116 52221

360Ω 5% 0,5W

3743

4822 116 52221

360Ω 5% 0,5W

3744▲

4822 052 10229

22Ω 5% 0,33W

3750▲

4822 051 10103

10k 2% 0,25W

3750

4822 051 10223

22k 2% 0,25W

3750

4822 051 10563

56k 2% 0,25W

3750

4822 051 10823

82k 2% 0,25W

3998

4822 051 10223

22k 2% 0,25W

3998

4822 051 10823

82k 2% 0,25W

4xxx

4822 051 10008

0Ω 5% 0,25W

5700

4822 157 70635

33μH 7,5%

5700

4822 157 70636

32μH 5%

5700

4822 157 70854

39μH 5%

5703

4822 157 70635

33μH 7,5%

6700

4822 130 80879

LLZ-C3V0

6701

4822 130 80877

BAV103

6702

4822 130 80877

BAV103

6703

4822 130 80877

BAV103

6707

4822 130 82345

LLZ-C22

6708▲

4822 130 32896

BYD33M

6709

4822 130 82969

BZD23-C24

6710

4822 130 30842

BAV21

6711

4822 130 30842

BAV21

6712

4822 130 30842

BAV21

7704

4822 130 60373

BC856B

7705

4822 209 30417

TDA6111Q/N2

7706

4822 209 30417

TDA6111Q/N2

7707

4822 209 30417

TDA6111Q/N2

Euro AV3 panel [R]

4822 265 31174

6P grey

Various

4822 267 51335

Socket scart

1022

4822 212 31256

Scart panel

2301

4822 121 42408

220nF 5% 63V

2304

4822 121 70438

330pF 5% 100V

2306

4822 121 70438

330pF 5% 100V

3304▲

4822 050 21002

1k 1% 0,6W

3306▲

4822 050 21002

1k 1% 0,6W

Euro AV3 interface panel [P]

4822 265 51371

Strip 29P

4822 265 31174

6P grey

Various

1255

4822 212 31257

Scart interface panel

2005

4822 124 41576

2,2μF 20% 50V

2007

4822 124 41576

2,2μF 20% 50V

2031

4822 122 31971

10pF 2% 63V

2040

4822 122 32927

220nF 20% 50V

2042

4822 122 32927

220nF 20% 50V

2043

4822 122 32927

220nF 20% 50V

2044

4822 122 32927

220nF 20% 50V

2045

4822 122 32927

220nF 20% 50V

2046

4822 122 32927

220nF 20% 50V

2047

4822 122 31947

100nF 20% 63V

2048

4822 122 32927

220nF 20% 50V

2049

4822 122 32927

220nF 20% 50V

2217

4822 124 22606

68μF 20% 16V

2218

4822 124 22606

68μF 20% 16V

2219

4822 124 22606

68μF 20% 16V

3003

4822 051 10223

22k 2% 0,25W

3005

4822 051 10223

22k 2% 0,25W

3013

4822 116 52224

470Ω 5% 0,5W

3015▲

4822 051 10103

10k 2% 0,25W

3016

4822 051 10271

270Ω 2% 0,25W

3017

4822 051 10271

270Ω 2% 0,25W

3020▲

4822 051 10103

10k 2% 0,25W

3021▲

4822 051 10103

10k 2% 0,25W

3022

4822 051 10271

270Ω 2% 0,25W

3023▲

4822 116 52215

220Ω 5% 0,5W

3025▲

4822 051 10103

10k 2% 0,25W

3026

4822 051 10271

270Ω 2% 0,25W

3027

4822 051 10271

270Ω 2% 0,25W

3030▲

4822 051 10103

10k 2% 0,25W

3031

4822 051 10271

270Ω 2% 0,25W

3032

4822 051 10271

270Ω 2% 0,25W

3040

4822 116 52238

12k 5% 0,5W

3041

4822 116 52238

12k 5% 0,5W

3042

4822 116 52175

100Ω 5% 0,5W

3047▲

4822 116 52283

4k7 5% 0,5W

3048

4822 051 10331

330Ω 2% 0,25W

3210

4822 116 81217

202 5% 0,3W

3211

4822 116 83584

506 5% 0,3W

3212▲

4822 116 81193

15Ω 5% 0,3W

4xxx

4822 051 10008

0Ω 5% 0,25W

5031

4822 152 20677

10μH 10%

6040

4822 130 80446

LL4148

6041

4822 13

Spare parts list / Stüklste / Liste des pièces

LFR-box [L] [M]

4822 265 61259	PLCC socket 68P
4822 265 41328	10P female

Various

1750	4822 212 31229	LFR-box FLX.14/16
1750	4822 212 31233	LFR-box FLX.24/26
1750	4822 212 31313	LFR-box FL2.24 /58
1750	4822 212 31314	LFR-box FL2.24 /62
1001	4822 242 72572	Crystal 12 MHz
1002	4822 242 71417	Crystal 13,875 MHz

-II-

2000	4822 122 33496	100nF 10% 63V
2001	4822 122 33496	100nF 10% 63V
2002	4822 122 33496	100nF 10% 63V
2003	4822 122 33496	100nF 10% 63V
2004	4822 122 33496	100nF 10% 63V
2005	4822 122 33496	100nF 10% 63V
2006	4822 124 40731	330µF 20% 6,3V
2007	4822 122 33496	100nF 10% 63V
2010	4822 122 33496	100nF 10% 63V
2011	4822 122 33496	100nF 10% 63V

2012	4822 122 33496	100nF 10% 63V
2013	4822 122 33496	100nF 10% 63V
2014	4822 122 33496	100nF 10% 63V
2015	4822 122 33496	100nF 10% 63V
2016	4822 122 33496	100nF 10% 63V
2017	4822 122 33496	100nF 10% 63V
2018	4822 122 33496	100nF 10% 63V
2022	4822 122 33496	100nF 10% 63V
2023	4822 122 33496	100nF 10% 63V
2026	4822 122 32083	8,2pF 5% 50V

2027	4822 122 31961	68pF 2% 63V
2028	4822 122 31772	47pF 2% 63V
2029	4822 122 33496	100nF 10% 63V
2030	4822 122 32083	8,2pF 5% 50V
2031	4822 122 31767	150pF 2% 63V
2032	4822 122 31772	47pF 2% 63V
2033	4822 122 32083	8,2pF 5% 50V
2034	4822 122 33496	100nF 10% 63V
2035	4822 122 31767	150pF 2% 63V
2036	4822 122 31772	47pF 2% 63V

2037	4822 122 31765	100pF 2% 63V
2038	4822 122 31765	100pF 2% 63V
2039	4822 124 41643	100µF 20% 16V
2040	4822 122 33496	100nF 10% 63V
2041	4822 122 31825	27pF 2% 63V
2043	4822 122 32442	10nF 50V
2044	4822 122 32442	10nF 50V
2045	4822 124 41576	2,2µF 20% 50V
2046	4822 124 40248	10µF 20% 63V
2047	4822 122 32504	15pF 2% 63V

2048	4822 124 41576	2,2µF 20% 50V
2049	4822 122 33496	100nF 10% 63V
2050	4822 124 41997	470µF 10V
2051	4822 122 32504	15pF 2% 63V
2052	4822 122 32142	270pF 2% 63V
2053	4822 122 32891	68nF 10% 63V
2054	4822 122 32504	15pF 2% 63V
2055	5322 122 31647	1nF 10% 63V
2056	4822 122 31727	47pF 2% 63V
2057	4822 122 31797	22nF 10% 63V

2058	4822 122 32142	270pF 2% 63V
2059	4822 122 31765	100pF 2% 63V
2060	4822 122 31825	27pF 2% 63V
2061	4822 122 31825	27pF 2% 63V
2062	4822 122 31825	27pF 2% 63V
2063	4822 122 31772	47pF 2% 63V
2064	4822 124 41643	100µF 20% 16V
2065	4822 122 33496	100nF 10% 63V
2066	4822 122 33496	100nF 10% 63V
2067	4822 122 33496	100nF 10% 63V

2068	4822 122 33496	100nF 10% 63V
2069	4822 122 33496	100nF 10% 63V
2070	4822 122 33496	100nF 10% 63V
2071	4822 124 41643	100µF 20% 16V
2072	5322 122 31647	1nF 10% 63V
2073	4822 122 31839	82pF 2% 63V
2074	4822 122 31981	33nF 5% 50V
2075	4822 122 33496	100nF 10% 63V
2076	5322 122 31842	330pF 2% 63V
2077	4822 124 41576	2,2µF 20% 50V

2078	4822 122 33496	100nF 10% 63V
2079	4822 121 42937	2,7nF 1% 250V
2080	5322 124 41431	22µF 20% 35V
2081	4822 124 40246	4,7µF 20% 63V

2082	4822 122 31772	47pF 2% 63V
2083	4822 122 33496	100nF 10% 63V
2084	4822 122 33496	100nF 10% 63V
2085	4822 122 31765	100pF 2% 63V
2086	4822 122 31825	27pF 2% 63V
2087	4822 122 31825	27pF 2% 63V

2088	4822 122 31797	22nF 10% 63V
2090	4822 122 31772	47pF 2% 63V
2091	4822 122 31746	1nF 2% 63V
2092	4822 124 40433	47µF 20% 25V
2093	4822 124 41997	470µF 10V
2094	4822 122 33496	100nF 10% 63V
2095	4822 122 33496	100nF 10% 63V
2096	4822 122 31644	2,2nF 10% 63V
2097	4822 122 31746	1nF 2% 63V
2098	4822 124 22606	68µF 20% 16V

2099	4822 122 33496	100nF 10% 63V
2100	4822 122 33496	100nF 10% 63V
2102	4822 122 31644	2,2nF 10% 63V
2103	4822 124 41097	220µF 20% 16V
2105	4822 122 33496	100nF 10% 63V
2106	4822 124 41643	100µF 20% 16V
2107	4822 122 33496	100nF 10% 63V
2108	4822 122 31765	100pF 2% 63V
2109	4822 122 32506	5,6pF 5% 50V
2110	4822 122 31765	100pF 2% 63V

2111	5322 122 31842	330pF 2% 63V
2112	4822 122 31981	33nF 5% 50V
2113	4822 122 31644	2,2nF 10% 63V
2114	4822 126 11492	220nF 10% 50V
2115	4822 126 11492	220nF 10% 50V
2116	4822 122 31768	180pF 2% 63V
2117	4822 122 32442	10nF 50V
2118	4822 122 33496	100nF 10% 63V
2119	4822 122 33496	100nF 10% 63V
2120	4822 122 31965	220pF 2% 63V

2121	4822 122 31965	220pF 2% 63V
2122	5322 122 31842	330pF 2% 63V
2123	4822 122 33496	100nF 10% 63V
2124	4822 122 31767	150pF 2% 63V
2125	4822 122 33496	2,7nF 10% 63V
2126	4822 122 33496	100nF 10% 63V
2127	4822 122 33496	100nF 10% 63V
2128	4822 122 31767	150pF 2% 63V
2129	4822 122 33496	100nF 10% 63V
2130	4822 122 31771	390pF 2% 63V

2131	4822 122 31825	27pF 2% 63V
2132	5322 122 31842	330pF 2% 63V
2133	4822 122 31825	27pF 2% 63V
2134	4822 122 31771	390pF 2% 63V
2136	4822 122 31825	27pF 2% 63V
2150	4822 124 40433	47µF 20% 25V
2151	4822 122 31772	47pF 2% 63V
2152	4822 122 33496	100nF 10% 63V
2153	4822 122 31772	47pF 2% 63V
2160	4822 122 33496	2,7nF 10% 63V

2161	4822 122 31825	27pF 2% 63V
2162	4822 122 31971	10pF 2% 63V
2163	4822 126 11492	220nF 10% 50V
2164	4822 122 31971	10pF 2% 63V
2165	4822 126 10324	33pF 2% 63V
2166	4822 122 31772	47pF 2% 63V
2167	4822 122 31772	47pF 2% 63V
2168	4822 126 10324	33pF 2% 63V
2169	4822 124 40849	330µF 20% 16V
2170	4822 122 32139	12pF 2% 63V

2172	4822 122 31839	82pF 2% 63V
2175	4822 122 33496	100nF 10% 63V
2179	4822 122 33496	100nF 10% 63V
2180	4822 122 31797	22nF 10% 63V
2181	4822 122 31772	47pF 2% 63V
2184	4822 122 32139	12pF 2% 63V
2185	4822 124 40433	47µF 20% 25V
2186	4822 124 40433	47µF 20% 25V
2187	4822 124 40731	330µF 20% 6,3V
2188	4822 122 31772	47pF 2% 63V

2190	4822 126 11492	220nF 10% 50V
------	----------------	---------------



3000	4822 051 10162	1k6 2% 0,25W
3001	4822 111 41424	22k 5% 0,3W
3002	4822 051 10242	2k4 2% 0,25W
3003	4822 051 10682	6k8 2% 0,25W
3004	4822 051 10472	4k7 2% 0,25W
3006	4822 050 24708	4k7 1% 0,6W
3007	4822 051 10209	20k 2% 0,25W
3008	4822 051 10008	0k 5% 0,25W
3009	4822 051 10829	82k 2% 0,25W
3011	4822 051 10101	100k 2% 0,25W

3012	4822 051 10339	33k 2% 0,25W
3013	4822 051 52201	220k 1% 0,125W
3014	4822 051 10101	100k 2% 0,25W
3016	4822 051 10759	75k 2% 0,25W
3017	4822 051 53601	360k 1% 0,125W

3019	4822 111 41423	18k 5% 0,3W
3020	4822 051 10181	180k 2% 0,25W
3021	4822 051 10101	100k 2% 0,25W
3022	4822 051 10101	100k 2% 0,25W
3023	4822 051 10008	0k 5% 0,25W

3024	4822 051 10473	47k 2% 0,25W
3025	4822 051 10102	1k 2% 0,25W
3026	4822 051 10181	180k 2% 0,25W
3027	4822 051 10132	1k3 2% 0,25W
3028	4822 051 10221	220k 2% 0,25W
3029	4822 051 10683	68k 2% 0,25W
3030	4822 051 10681	680k 2% 0,25W
3031	4822 051 10561	560k 2% 0,25W
3032	4822 051 10561	560k 2% 0,25W
3033	4822 051 10561	560k 2% 0,25W

3034	4822 051 10759	75k 2% 0,25W
3035	4822 051 20222	2k2 5% 0,1W
3036	4822 051 10221	220k 2% 0,25W
3037	4822 111 41424	22k 5% 0,3W
3038	4822 051 10103	10k 2% 0,25W
3039	4822 051 10683	68k 2% 0,25W
3040	4822 051 10104	100k 2% 0,25W
3041	4822 051 10561	560k 2% 0,25W
3042	4822 051 10102	1k 2% 0,25W
3043	4822 051 10103	10k 2% 0,25W

3044	4822 052 10279	27k 5% 0,33W
3045	4822 051 10162	1k6 2% 0,25W
3046	4822 051 10272	2k7 2% 0,25W
3047	4822 051 10332	3k3 2% 0,25W
3048	4822 051 10562	56k 2% 0,25W
3049	4822 051 10229	22k 2% 0,25W
3050	4822 051 10122	1k2 2% 0,25W
3051	4822 051 10303	30k 2% 0,25W
3052	4822 051 10513	51k 2% 0,25W
3053	4822 051 10821	820k 2% 0,25W

3054	4822 100 20166	10k 30% lin
3055	4822 051 10181	180k 2% 0,25W
3055	4822 051 10221	220k 2% 0,25W
3056	4822 051 10472	4k7 2% 0,25W
3057	4822 051 10472	4k7 2% 0,25W
3058	4822 051 10472	4k7 2% 0,25W
3060	4822 051 10123	12k 2% 0,25W
3061	4822 051 10622	6k2 2% 0,25W
3062	4822 051 10103	10k 2% 0,25W
3063	4822 051 10471	470k 2% 0,25W

30

0,25W	7026	5322 130 41982	BC848B	2055	4822 122 32083	8,2pF 5% 50V	3015	4822 051 56201	620Ω 1% 0,125W	3156	4822 051 10473	47k 2% 0,25W
0,25W	7027	4822 130 61207	BC848	2056	4822 122 31767	150pF 2% 63V	3016	4822 051 10471	470Ω 2% 0,25W	3157	4822 051 10473	47k 2% 0,25W
1% 0,125W	7029	5322 130 41982	BC848B	2057	4822 122 31772	47pF 2% 63V	3017	4822 051 51501	150Ω 1% 0,125W			
1% 0,125W	7030	4822 130 40938	BC548	2058	4822 122 33496	100nF 10% 63V	3018	4822 051 59101	910Ω 1% 0,125W	3158	4822 051 10101	100Ω 2% 0,25W
0,25W	7034	4822 130 42131	BF550	2060	4822 122 33496	100nF 10% 63V	3019	4822 051 10471	470Ω 2% 0,25W	3159	4822 051 10569	560Ω 2% 0,25W
0,25W	7035	4822 130 42513	BC858C	2061	4822 122 33496	100nF 10% 63V	3023	4822 051 10271	270Ω 2% 0,25W	3160	4822 116 52291	56k 5% 0,5W
0,1W	7036	5322 130 42136	BC848C	2062	4822 122 33496	100nF 10% 63V	3024	4822 051 10101	1k 2% 0,25W	3161	4822 051 10101	100Ω 2% 0,25W
0,25W	7037	4822 130 61207	BC848	2063	4822 122 33496	100nF 10% 63V	3025	4822 051 10162	1k6 2% 0,25W	3165	4822 052 10279	27Ω 5% 0,33W
0,1W	7038	5322 130 42136	BC848C	2064	4822 122 31825	27pF 2% 63V	3026	4822 051 10242	2k4 2% 0,25W	3168	4822 051 10513	51k 2% 0,25W
0,25W	7039	5322 130 42136	BC948C	2065	4822 122 31971	10pF 2% 63V				3178	4822 051 10132	1k3 2% 0,25W
										3180	4822 051 10561	560Ω 2% 0,25W
1% 0,125W	7040	4822 130 42131	BF550	2066	4822 122 33496	100nF 10% 63V	3028	4822 051 10209	20Ω 2% 0,25W	3181	4822 051 10561	560Ω 2% 0,25W
0,25W	7042	5322 130 42136	BC848C	2070	4822 122 31765	100pF 2% 63V	3045	4822 051 10479	47Ω 2% 0,25W	3182	4822 051 10561	560Ω 2% 0,25W
0,25W	7060	5322 130 42136	BC848C	2071	4822 122 31765	100pF 2% 63V	3046	4822 051 10221	220Ω 2% 0,25W			
0,25W	7120	4822 209 33289	P83C652FFP/050 V34D	2072	4822 122 31765	100pF 2% 63V	3047	4822 051 10339	33Ω 2% 0,25W			
0,25W	7201	4822 209 32483	MSM514221A	2073	5322 122 33446	3,3nF 10% 63V	3048	4822 051 10221	220Ω 2% 0,25W	3183	4822 051 10759	75Ω 2% 0,25W
0,25W	7202	4822 209 32483	MSM514221A	2074	4822 122 31765	100pF 2% 63V	3049	4822 051 10339	33Ω 2% 0,25W	3201	4822 051 10101	100Ω 2% 0,25W
0,25W	7203	4822 209 32483	MSM514221A	2075	4822 122 31765	100pF 2% 63V	3050	4822 051 10102	1k 2% 0,25W	3220	4822 116 52244	15k 5% 0,5W
0,25W	7204	4822 209 60525	TMS4C1050-3N	2083	4822 122 33496	100nF 10% 63V	3051	4822 051 10339	33Ω 2% 0,25W	4xxx	4822 051 10008	0Ω 5% 0,25W
0,25W	7205	4822 209 60525	TMS4C1050-3N	2084	4822 122 31765	100pF 2% 63V	3052	4822 051 52201	220Ω 1% 0,125W			
0,25W	7206	4822 209 60525	TMS4C1050-3N	2085	4822 122 31765	100pF 2% 63V	3055	4822 051 10759	75Ω 2% 0,25W			
0,25W	7207	4822 209 31056	SDA9205-2	2086	4822 122 31765	100pF 2% 63V	3056	4822 051 53301	330Ω 1% 0,125W	5001	4822 157 53001	27μH 10%
0,25W	7208	4822 209 31057	UPD65640G-011-3B9	2090	4822 122 33496	100nF 10% 63V	3060	4822 051 10512	5k1 2% 0,25W	5002	4822 157 53001	27μH 10%
0,25W				2091	4822 122 33498	2,7nF 10% 63V	3062	4822 052 10279	27Ω 5% 0,33W	5004	4822 157 53066	15μH 10%
0,25W				2092	4822 122 33496	100nF 10% 63V	3070	4822 051 10101	100Ω 2% 0,25W	5007	4822 157 53066	15μH 10%
0,25W	7209	4822 209 31059	SA77158	2094	4822 122 31765	100pF 2% 63V	3071	4822 051 10182	1k8 2% 0,25W	5011	4822 152 20677	10μH 10%
0,25W	7210	4822 209 72042	MC78L05ACP	2095	4822 122 33496	100nF 10% 63V	3072	4822 051 10182	1k8 2% 0,25W	5012	4822 152 20677	10μH 10%
0,25W	7214	4822 209 63645	SA75231/V7	2096	4822 122 31644	2,2nF 10% 63V	3075	4822 051 10102	1k 2% 0,25W	5025	4822 157 60147	2,2μH
0,25W	7215	4822 209 31851	SA79042P/A/MOB	2097	4822 122 31644	2,2nF 10% 63V	3076	4822 051 10472	4k7 2% 0,25W	5026	4822 157 60147	2,2μH
0,25W	7215	4822 209 33287	SA79042P/B/MOB	2100	4822 124 40196	220μF 20% 16V	3077	4822 051 10472	4k7 2% 0,25W	5034	4822 157 60147	2,2μH
				2101	4822 122 33496	100nF 10% 63V				5035	4822 157 60147	2,2μH
	7215	4822 209 33288	SA79042P/C/MOB	2105	4822 122 33496	100nF 10% 63V	3078	4822 051 10101	100Ω 2% 0,25W	5036	4822 157 60147	2,2μH
	7216	4822 209 63423	TD75279B/N2	2110	4822 122 31765	100pF 2% 63V	3080	4822 051 10221	220Ω 2% 0,25W	5040	4822 157 60147	2,2μH
	7217	4822 209 63644	SDA9086-3	2111	5322 122 31647	1nF 10% 63V	3081	4822 051 10102	1k 2% 0,25W	5041	4822 157 60147	2,2μH
				2112	4822 122 31839	82pF 2% 63V	3082	4822 051 20222	2k2 5% 0,1W	5042	4822 157 60147	2,2μH
				2113	4822 122 33496	100nF 10% 63V	3083	4822 116 52195	47Ω 5% 0,5W	5047	4822 157 62552	2,2μH
	7218	5322 209 61004	N74F74D	2114	4822 122 33496	100nF 10% 63V	3084	4822 051 10272	2k7 2% 0,25W	5049	4822 157 60122	1,5μH 20%
	7219	4822 209 63892	UPD65636C-040	2118	4822 121 42937	2,7nF 1% 250V	3085	4822 051 10101	100Ω 2% 0,25W	5052	4822 157 60122	1,5μH 20%
	7221	4822 209 83163	LM833N	2122	4822 122 31765	100pF 2% 63V	3086	4822 051 10101	100Ω 2% 0,25W	5054	4822 157 60122	1,5μH 20%
	7231	4822 209 72042	MC78L05ACP	2123	4822 122 31772	47pF 2% 63V	3087	4822 051 10229	22Ω 2% 0,25W	5063	4822 157 60147	2,2μH
	7232	4822 209 52359	HYB514256B-70	2125	4822 122 31746	1nF 2% 63V	3088	4822 051 10101	100Ω 2% 0,25W	5066	4822 157 60147	2,2μH
	7244	5322 209 61004	N74F74D									
	7261	4822 209 72042	MC78L05ACP									
				2126	4822 122 31746	1nF 2% 63V	3090	4822 051 10103	10k 2% 0,25W	5079	4822 152 20677	10μH 10%
				2127	4822 122 33496	100nF 10% 63V	3091	4822 051 10109	10Ω 2% 0,25W	5083	4822 157 60147	2,2μH
				2128	4822 122 31765	100pF 2% 63V	3092	4822 051 10622	6k2 2% 0,25W	5146	4822 157 53001	27μH 10%
				2140	4822 122 31772	47pF 2% 63V	3093	4822 051 10511	510Ω 2% 0,25W	5152	4822 157 52224	15μH 10%
				2141	4822 124 40248	10μF 20% 63V	3094	4822 051 10472	4k7 2% 0,25W	5169	4822 157 60147	2,2μH
				2142	4822 122 32139	12pF 2% 63V	3095	4822 051 10562	5k6 2% 0,25W	5170	4822 157 60147	2,2μH
				2145	4822 124 41576	2,2μF 20% 50V	3096	4822 051 20222	2k2 5% 0,1W	5177	4822 157 60147	2,2μH
				2146	4822 122 32142	270pF 2% 63V	3097	4822 051 10102	1k 2% 0,25W			
				2150	4822 122 33496	100nF 10% 63V	3098	4822 051 10102	1k 2% 0,25W			
				2151	4822 124 41643	100μF 20% 16V	3099	4822 117 10823	2k7 1% 0,125W			
				2152	4822 122 31825	27pF 2% 63V	3100	4822 052 10229	22Ω 5% 0,33W			
				2155	4822 122 32504	15pF 2% 63V	3101	4822 051 10103	10k 2% 0,25W	6001	4822 130 80446	LL4148
				2156	5322 122 31647	1nF 10% 63V	3102	4822 051 10103	10k 2% 0,25W	6003	4822 130 82334	BAS85
				2157	4822 122 31727	470pF 2% 63V	3103	4822 051 10102	1k 2% 0,25W	6004	4822 130 80446	LL4148
				2158	4822 122 31797	22nF 10% 63V	3104	4822 051 10104	100k 2% 0,25W	6006	4822 130 82334	BAS85
				2159	4822 122 32142	270pF 2% 63V	3105	4822 051 10561	560Ω 2% 0,25W	6023	4822 130 82334	BAS85
				2160	4822 122 31765	100pF 2% 63V	3106	4822 051 10683	68k 2% 0,25W	6025	4822 130 80446	LL4148
				2161	4822 122 32891	68nF 10% 63V	3107	4822 051 10272	2k7 2% 0,25W	6026	4822 130 83459	BZV55-A5V1
				2162	4822 122 32504	15pF 2% 63V	3110	4822 051 10162	1k6 2% 0,25W	6080	4822 130 80882	BZV55-C3V9
				2163	4822 122 32442	10nF 50V	3111	4822 051 10272	2k7 2% 0,25W	6122	4822 130 80884	LLZ-C5V1
										6127	4822 130 80446	LL4148
				2164	4822 122 32442	10nF 50V	3112	4822 051 20222	2k2 5% 0,1W			
				2165	4822 122 33496	100nF 10% 63V	3114	4822 051 10122	1k2 2% 0,25W			
				2166	4822 122 33496	100nF 10% 63V	3115	4822 051 10105	1M 5% 0,25W			
				2167	5322 122 31842	330pF 2% 63V	3116	4822 051 10562	5k6 2% 0,25W			
				2168	4822 122 32442	10nF 50V	3117	4822 051 10229	22Ω 2% 0,25W	7010	4822 130 42131	BF550
				2169	4822 122 33496	100nF 10% 63V	3118	4822 051 10303	30k 2% 0,25W	7011	4822 130 42513	BC858C
				2170	4822 122 33496	100nF 10% 63V	3119	4822 100 20166	10k 30% lin	7016	5322 130 41982	BC848B
				2175	4822 124 41576	2,2μF 20% 50V	3120	4822 051 10103	10k 2% 0,25W	7019	5322 130 41982	BC848B
				2176	4822 122 33496	100nF 10% 63V	3121	4822 051 10332	3k3 2% 0,25W	7020	4822 130 42513	BC858C
				2177	4822 124 41997	470μF 10V	3122	4822 051 10272	2k7 2% 0,25W	7021	5322 130 41982	BC848B
										7022	5322 130 42136	BC848C
				2178	4822 122 33496	100nF 10% 63V	3123	4822 051 10101	100Ω 2% 0,25W	7023	4822 130 40938	BC548
				2179	5322 122 31647							

Spare parts list / Stükliste / Liste des pièces

5W	7245	4822 209 32581	SAA4970T/V1
5W	7250	4822 209 63645	SAA5231/V7
1,25W	7260	4822 209 72042	MC78L05ACP
25W	7262	5322 209 31799	PC74HC4538T
W	7265	4822 209 72042	MC78L05ACP
1,25W	7266	4822 209 63644	SDA9086-3
33W	7269	5322 209 61004	N74F74D
5W	7271	4822 209 52359	HYB514256B-70
5W	7275	4822 209 31851	SAA9042P/A/MOB

7283 4822 209 52422 Eprom + software

PIP panel [J]

4822 265 31085	5P female
4822 265 41328	10P female
4822 265 20509	2P male grey
4822 265 20511	2P male blue
4822 265 30828	5P male brown
4822 267 41145	5P male
4822 265 30899	5P male black

Various

1023	4822 212 30839	PIP multi 33"
1023	4822 212 30841	PIP multi 25-28"
1023	4822 212 31315	PIP multi
		FL2.24-32" -/58
1023	4822 212 31316	PIP multi
		FL2.24-32"
1023	4822 212 31317	PIP multi
		FL2.24-28"
1155	4822 320 40284	Delay line
		DL7111G
1201	4822 242 70304	Crystal 8,867 238
		MHz
1212	4822 242 70736	Crystal 7,159 090
		MHz
1600	4822 210 10392	UV916E
1600	4822 210 50124	UV916E/IEC
1610	4822 242 80295	Crystal
		OFWG3962M

-II-

2103	4822 126 10324	33pF 2% 63V
2105	4822 122 31766	120pF 2% 63V
2118	4822 122 31775	680pF 2% 63V
2119	4822 122 31767	150pF 2% 63V
2120	4822 122 31807	1200pF 2% 63V
2125	4822 126 11544	22pF 63V
2155	4822 122 32862	10nF 80% 50V
2158	4822 122 32862	10nF 80% 50V
2160	4822 121 42408	220nF 5% 63V
2161	4822 121 41854	150nF 5% 63V

2196	4822 122 32183	56nF 10% 50V
2197	4822 122 31385	22pF 50V
2201	4822 122 31746	1nF 2% 63V
2202	4822 125 50045	1p8-22p trim.
2211	4822 122 31746	1nF 2% 63V
2212	4822 125 50045	1p8-22p trim.
2220	5322 121 42661	330nF 5% 63V
2222	4822 122 32542	47nF 10% 63V
2227	5322 122 31842	330pF 2% 63V
2230	4822 124 40753	6,8µF 20% 63V

2232	5322 124 41431	22µF 20% 35V
2234	4822 122 33496	100nF 10% 63V
2235	4822 124 40753	6,8µF 20% 63V
2238	4822 121 42937	2,7nF 1% 250V
2239	4822 122 31947	100nF 20% 63V
2250	4822 121 41738	270nF 5% 63V
2251	5322 122 31647	1nF 10% 63V
2255	4822 122 31766	120pF 2% 63V
2260	4822 122 31947	100nF 20% 63V
2270	4822 122 31947	100nF 20% 63V

2340	4822 124 40433	47µF 20% 25V
------	----------------	--------------

2345	4822 124 40433	47µF 20% 25V
------	----------------	--------------

2350	4822 124 40849	330µF 20% 16V
------	----------------	---------------

2351	4822 124 41643	100µF 20% 16V
------	----------------	---------------

2380	4822 122 32927	220nF 20% 50V
------	----------------	---------------

2381	4822 122 32927	220nF 20% 50V
------	----------------	---------------

2382	4822 122 32927	220nF 20% 50V
------	----------------	---------------

2383	4822 122 32927	220nF 20% 50V
------	----------------	---------------

2384	4822 122 32927	220nF 20% 50V
------	----------------	---------------

2385	4822 122 32927	220nF 20% 50V
------	----------------	---------------

2390	4822 122 31947	100nF 20% 63V
------	----------------	---------------

2399	4822 122 31746	1nF 2% 63V
2399	4822 122 31961	68pF 2% 63V
2404	4822 122 31965	220pF 2% 63V
2405	4822 122 32862	10nF 80% 50V
2409	4822 122 31965	220pF 2% 63V
2410	4822 122 32862	10nF 80% 50V
2413	4822 122 31769	18pF 2% 63V
2414	4822 122 32862	10nF 80% 50V
2415	4822 122 32765	820pF 2% 63V

2430	4822 122 31947	100nF 20% 63V
2432	4822 122 31947	100nF 20% 63V
2434	4822 122 31947	100nF 20% 63V
2438	4822 121 41857	10nF 5% 250V
2439	4822 121 41856	22nF 5% 250V
2440	4822 122 31965	220pF 2% 63V
2441	4822 122 31727	470pF 2% 63V
2442	4822 124 40242	1µF 20% 63V
2447	5322 121 42386	100nF 5% 63V
2448	4822 122 31947	100nF 20% 63V

2449	4822 122 31947	100nF 20% 63V
2450	4822 122 32856	8,2nF 10% 63V
2451	4822 122 31981	33nF 5% 50V
2452	4822 122 31965	100pF 2% 63V
2453	4822 122 31765	100pF 2% 63V
2455	4822 122 31972	39pF 2% 63V
2456	4822 122 31765	100pF 2% 63V
2459	4822 124 41997	470µF 10V
2466	4822 122 31947	100nF 20% 63V
2470	4822 124 40196	220µF 20% 16V

2604	4822 124 40195	150µF 20% 16V
2614	4822 124 40433	47µF 20% 25V
2615	4822 124 41576	2,2µF 20% 50V
2616	4822 122 32927	220nF 20% 50V
2618	4822 122 32442	10nF 50V
2619	4822 124 40849	330µF 20% 16V
2620	4822 122 32442	10nF 50V
2621	4822 122 31797	22nF 10% 63V
2622	4822 122 31947	100nF 20% 63V
2623	4822 122 31797	22nF 10% 63V

2627	4822 122 32927	220nF 20% 50V
------	----------------	---------------

-III-

3103	4822 051 10821	820Ω 2% 0,25W
3104	4822 051 10821	820Ω 2% 0,25W
3105	4822 051 10362	3k 2% 0,25W
3106	4822 116 52233	10k 5% 0,5W
3107	4822 051 10103	10k 2% 0,25W
3108	4822 051 10103	10k 2% 0,25W
3155	4822 051 10391	390Ω 2% 0,25W
3156	4822 051 10122	1k 2% 0,25W
3157	4822 100 11391	330Ω 30% 1W
3158	4822 051 10759	75Ω 2% 0,25W

3170	4822 051 10112	1k 2% 0,25W
3175	4822 051 10621	620Ω 2% 0,25W
3196	4822 050 11002	1k 1% 0,4W
3200	4822 051 10103	10k 2% 0,25W
3201	4822 051 10103	10k 2% 0,25W
3202	4822 051 10103	10k 2% 0,25W
3211	4822 051 10103	10k 2% 0,25W
3212	4822 051 10103	10k 2% 0,25W
3214	4822 051 10102	1k 2% 0,25W
3220	4822 051 10512	5k 2% 0,25W

3221	4822 116 52233	10k 5% 0,5W
3222	4822 051 10008	0Ω 5% 0,25W
3227	4822 116 52299	7k 5% 0,5W
3228	4822 051 10472	4k 2% 0,25W
3231	4822 051 10302	3k 2% 0,25W
3232	4822 051 10229	22Ω 2% 0,25W
3233	4822 051 10112	1k 2% 0,25W
3234	4822 051 10152	1k 5% 0,25W
3234	4822 051 10202	2k 2% 0,25W
3235	4822 051 10122	1k 2% 0,25W

3236	4822 051 10511	510Ω 2% 0,25W
3237	4822 051 10153	15k 2% 0,25W
3238	4822 051 10333	33k 2% 0,25W
3239	4822 100 11319	4k 7 30% 1W
3241	4822 051 10302	3k 2% 0,25W
3242	4822 050 11002	1k 1% 0,4W
3250	4822 051 10911	910Ω 2% 0,25W
3265	4822 051 10104	100k 2% 0,25W
3270	4822 051 10103	10k 2% 0,25W
3275	4822 051 10103	10k 2% 0,25W

3276	4822 051 10102	1k 2% 0,25W
3330	4822 051 10103	10k 2% 0,25W
3332	4822 051 10152	1k 5% 0,25W
3335	4822 051 10271	270Ω 2% 0,25W
3336	4822 051 10472	4k 2% 0,25W
3337	4822 116 52207	1k 2% 0,5W
3338	4822 051 10332	3k 3% 0,25W
3340	4822 116 52253	2k 5% 0,5W
3341	4822 111 41424	22Ω 5% 0,3W
3345	4822 111 41424	22Ω 5% 0,3W

3353	4822 052 10568	5Ω 5% 0,33W
------	----------------	-------------

3354	4822 051 10271	270Ω 2% 0,25W
------	----------------	---------------

3376	4822 051 10102	1k 2% 0,25W
3377	4822 051 10102	1k 2% 0,25W
3378	4822 051 10102	1k 2% 0,25W
3390	4822 051 10151	150Ω 2% 0,25W
3391	4822 051 10181	180Ω 2% 0,25W
3394	4822 051 10151	150Ω 2% 0,25W
3395	4822 051 10181	180Ω 2% 0,25W
3398	4822 051 10151	150Ω 2% 0,25W

3399	4822 051 10181	180Ω 2% 0,25W
3404	4822 051 10431	430Ω 2% 0,25W
3405	4822 051 10271	270Ω 2% 0,25W
3410	4822 051 10391	390Ω 2% 0,25W
3411	4822 051 10361	360Ω 2% 0,25W
3412	4822 051 10391	390Ω 2% 0,25W
3414	4822 051 10101	100Ω 2% 0,25W
3416	4822 051 10182	1k 8 2% 0,25W
3434	4822 051 10473	47k 2% 0,25W
3436	4822 051 10473	47k 2% 0,25W

3437	4822 051 10101	100Ω 2% 0,25W
3438	4822 051 10513	51k 2% 0,25W
3440	4822 116 52222	390Ω 5% 0,5W
3441	4822 051 10519	51Ω 2% 0,25W
3442	4822 051 10919	91Ω 2% 0,25W
3444	4822 116 52175	100Ω 5% 0,5W
3446	4822 116 52175	100Ω 5% 0,5W
3448	4822 051 10392	3k 9 2% 0,25W
3450	4822 051 10471	470Ω 2% 0,25W
3452	4822 051 10471	470Ω 2% 0,25W

3454	4822 051 10471	470Ω 2% 0,25W
3460	4822 116 52224	470Ω 5% 0,5W
3462	4822 051 10333	33k 2% 0,25W
3463	4822 116 52299	7k 5% 0,5W
3464	4822 051 10472	4k 7 2% 0,25W
3467	4822 116 52256	2k 2 5% 0,5W
3471	4822 051 10103	10k 2% 0,25W
3472	4822 051 10224	220k 2% 0,25W
3473	4822 051 10008	0Ω 5% 0,25W
3473	4822 051 10102	1k 2% 0,25W

3600	4822 051 10103	10k 2% 0,25W
3601	4822 051 10103	10k 2% 0,25W
3602	4822 051 10101	100Ω 2% 0,25W
3603	4822 051 10101	100Ω 2% 0,25W
3604	4822 052 10158	1Ω 5% 0,33W
3605	4822 051 10223	22k 2% 0,25W
3610	4822 100 11319	4k 7 30% 1W
3611	4822 051 10332	3k 3 2% 0,25W
3612	4822 051 10272	2k 7 2% 0,25W
3613	4822 051 10103	10k 2% 0,25W

3614	4822 051 10123	12k 2% 0,25W
3615	4822 051 10822	8k2 2% 0,25W
3616	4822 116 52229	750Ω 5% 0,5W
3617	4822 051 10751	750Ω 2% 0,25W
3618▲	4822 052 10568	506 5% 0,33W
3619	4822 051 10471	470Ω 2% 0,25W
3620	4822 051 20222	2k2 5% 0,1W
3621	4822 051 10105	1M 5% 0,25W
3622	4822 051 10272	2k7 2% 0,25W
3624	4822 051 10272	2k7 2% 0,25W

2039	4822 126 11691	150nF 10% 63V
2041	5322 122 31647	1nF 10% 63V
2042	4822 126 10183	330pF 10% 63V
2043	5322 122 31647	1nF 10% 63V
2044	5322 122 31647	1nF 10% 63V
2050▲	4822 124 40433	47µF 20% 25V
2051	5322 122 31647	1nF 10% 63V

2245	5322 122 31647	1nF 10% 63V
2246	5322 122 31647	1nF 10% 63V



3000	4822 051 10471	470Ω 2% 0,25W
3002	4822 051 10332	3k3 2% 0,25W
3003	4822 051 10332	3k3 2% 0,25W
3004	4822 051 10104	100k 2% 0,25W
3005	4822 051 10823	82k 2% 0,25W
3007	4822 051 10223	22k 2% 0,25W
3008	4822 051 10223	22k 2% 0,25W
3009	4822 051 10392	3k9 2% 0,25W
3010	4822 051 10104	100k 2% 0,25W
3011	4822 051 10104	100k 2% 0,25W

3012	4822 053 20106	10M 5% 0,25W
3013	4822 051 10824	820k 2% 0,25W
3014▲	4822 051 10103	10k 2% 0,25W
3015	4822 051 10682	6k8 2% 0,25W
3015	4822 051 10123	12k 2% 0,25W
3016	4822 051 10122	1k2 2% 0,25W
3016	4822 051 20222	2k2 5% 0,1W
3017	4822 051 10122	1k2 2% 0,25W
3017	4822 051 20222	2k2 5% 0,1W
3018	4822 051 10682	6k8 2% 0,25W

3018	4822 051 10123	12k 2% 0,25W
3019	4822 051 10752	7k5 2% 0,25W
3019	4822 051 10562	5k6 2% 0,25W
3020▲	4822 051 10472	4k7 2% 0,25W
3021▲	4822 051 10472	4k7 2% 0,25W
3022▲	4822 051 10472	4k7 2% 0,25W
3023▲	4822 051 10472	4k7 2% 0,25W
3024	4822 051 10184	180k 2% 0,25W
3025	4822 051 10184	180k 2% 0,25W
3026	4822 051 10101	100Ω 2% 0,25W

3027	4822 051 10101	100Ω 2% 0,25W
3028▲	4822 051 10103	10k 2% 0,25W
3029▲	4822 052 10109	10Ω 5% 0,33W
3030	4822 051 10102	1k 2% 0,25W
3031	4822 051 10102	1k 2% 0,25W
3032	4822 051 10569	56Ω 2% 0,25W
3033	4822 051 20222	2k2 5% 0,1W
3034	4822 051 10431	430Ω 2% 0,25W
3035	4822 051 10241	240Ω 2% 0,25W
3036	4822 051 10102	1k 2% 0,25W

3037	4822 051 10159	15Ω 2% 0,25W
3049	4822 051 10223	22k 2% 0,25W
3050	4822 051 10123	12k 2% 0,25W
3099	4822 051 10101	100Ω 2% 0,25W
3099	4822 051 51201	120Ω 1% 0,125W
4xxx	4822 051 10008	0Ω 5% 0,25W

5000	4822 157 50975	1mH 10%
5001	4822 157 50975	1mH 10%
5002	4822 157 70458	4,7µH 10%
5003	4822 157 70458	4,7µH 10%



6000▲	4822 130 30621	1N4148
6005	4822 209 30911	OF4076
6006	5322 130 31684	BB809
6050	4822 130 80446	LL4148



7000	4822 209 30909	TDA8732/C1
7001▲	4822 209 30914	SAAT280/M3
7002▲	4822 209 83163	LM833N
7003▲	4822 209 83163	LM833N
7004	5322 209 10576	4053B
7007	4822 209 73236	TDA1543/N2
7008	5322 130 42755	BC847C
7009	4822 130 60887	BF840
7050	5322 130 42136	BC848C

Combfilter panel [N]

4822 265 41337 Strip 11P

Various

1300	4822 212 30906	Comb filter panel
------	----------------	-------------------



2000	4822 122 33496	100nF 10% 63V
2001	4822 122 33496	100nF 10% 63V
2002	4822 124 40248	10µF 20% 63V
2003	4822 122 33496	100nF 10% 63V
2004	4822 124 40248	10µF 20% 63V
2005	4822 124 40242	1µF 20% 63V
2006	4822 122 33496	100nF 10% 63V
2010▲	4822 122 32442	10nF 50V
2021▲	4822 122 32442	10nF 50V
2022▲	4822 122 32442	10nF 50V

2023	4822 122 31766	120pF 2% 63V
2024▲	4822 122 32442	10nF 50V
2025▲	4822 124 40246	4,7µF 20% 63V
2026	4822 122 33496	100nF 10% 63V
2030	4822 124 40177	47µF 20% 10V
2031	4822 122 33496	100nF 10% 63V
2032	4822 124 40177	47µF 20% 10V
2033	4822 122 33496	100nF 10% 63V
2034	4822 124 40177	47µF 20% 10V
2035	4822 122 33496	100nF 10% 63V

2036▲	4822 124 40433	47µF 20% 25V
2037	4822 122 33496	100nF 10% 63V
2038	5322 122 31647	1nF 10% 63V
2040	4822 122 33496	100nF 10% 63V
2044	4822 122 33496	100nF 10% 63V
2045	4822 122 33496	100nF 10% 63V
2050	4822 124 60263	100µF 6,3V
2051	4822 126 11725	1µF 205 5V
2060	4822 122 33496	100nF 10% 63V
2070	4822 122 33496	100nF 10% 63V

2080	4822 122 31797	22nF 10% 63V
2081	4822 124 80283	100µF 6,3V
2082	4822 122 33496	100nF 10% 63V
2083	4822 122 33496	100nF 10% 63V



3000▲	4822 051 10103	10k 2% 0,25W
3001	4822 051 10124	120k 2% 0,25W
3001	4822 051 10471	470Ω 2% 0,25W
3012	4822 051 10102	1k 2% 0,25W
3013	4822 051 10182	1k8 2% 0,25W
3014	4822 051 10151	150Ω 2% 0,25W
3021	4822 051 10122	1k2 2% 0,25W
3022	4822 051 10331	330Ω 2% 0,25W
3023	4822 051 10221	220Ω 2% 0,25W
3024	4822 051 10331	330Ω 2% 0,25W

3025	4822 051 10473	47k 2% 0,25W
3026	4822 051 10479	47Ω 2% 0,25W
3027	4822 051 10471	470Ω 2% 0,25W
3028	4822 051 10479	47Ω 2% 0,25W
3029	4822 051 10102	1k 2% 0,25W
3030	4822 051 10473	47k 2% 0,25W
3031	4822 051 10102	1k 2% 0,25W
3032	4822 051 10181	180Ω 2% 0,25W
3035▲	4822 052 10108	1Ω 5% 0,33W
3036▲	4822 052 10108	1Ω 5% 0,33W

3037▲	4822 052 10108	1Ω 5% 0,33W
3038▲	4822 052 10108	1Ω 5% 0,33W
3040	4822 051 10333	33k 2% 0,25W
3041	4822 051 10822	8k2 2% 0,25W
3042	4822 051 10331	330Ω 2% 0,25W
3043	4822 051 10102	1k 2% 0,25W
3044	4822 051 10471	470Ω 2% 0,25W
3045	4822 051 10008	0Ω 5% 0,25W
3047	4822 051 10102	1k 2% 0,25W
3048	4822 051 10101	100Ω 2% 0,25W

3050	4822 051 10333	33k 2% 0,25W
3051	4822 051 10822	8k2 2% 0,25W
3052	4822 051 10331	330Ω 2% 0,25W
3053	4822 051 10911	910Ω 2% 0,25W
3054	4822 051 10471	470Ω 2% 0,25W
3055	4822 051 10008	0Ω 5% 0,25W
3057	4822 051 10102	1k 2% 0,25W
3058	4822 051 10101	100Ω 2% 0,25W
3060	4822 051 10562	56k 2% 0,25W
3061	4822 051 10331	330Ω 2% 0,25W

3062	4822 051 10821	820Ω 2% 0,25W
3078	4822 051 10151	150Ω 2% 0,25W
3079	4822 051 10821	820Ω 2% 0,25W
3080	4822 051 10102	1k 2% 0,25W
3081	4822 051 10102	1k 2% 0,25W
3082	4822 051 10102	1k 2% 0,25W
3083	4822 051 10473	47k 2% 0,25W
3084	4822 051 10393	39k 2% 0,25W
3085	4822 051 10471	470Ω 2% 0,25W
3086	4822 051 10152	1k5 2% 0,25W

3087	4822 051 10182	1k8 2% 0,25W
3088	4822 051 10101	100Ω 2% 0,25W
3089	4822 051 10151	150Ω 2% 0,25W
3090	4822 051 10471	470Ω 2% 0,25W
3091	4822 051 10102	1k 2% 0,25W
3092	4822 051 10223	22k 2% 0,25W
3093	4822 051 20222	2k2 5% 0,1W

3094	4822 051 10333	33k 2% 0,25W
4xxx	4822 051 10008	0Ω 5% 0,25W

5021▲	4822 157 51462	10µH 10%
5022	4822 157 63065	0,68µH 20%
5030	4822 157 51312	68µH 10%
5031	4822 157 51312	68µH 10%
5032	4822 157 51312	68µH 10%
5033	4822 157 51312	68µH 10%
5080	4822 154 10057	7,2MHz LOW-PASS



6050▲	4822 130 30621	1N4148
6051	4822 130 31253	BZX79-C2V4



7000	4822 212 30906	MC141625A
7005	5322 209 10576	4053B
7010	5322 130 42136	BC848C
7021▲	5322 130 41982	BC848B
7022▲	5322 130 41982	BC848B
7023	5322 130 41983	BC858B
7024	5322 130 41983	BC858B
7040	5322 130 42136	BC848C
7041	4822 130 42513	BC858C
7042	5322 130 42136	BC848C

7050	5322 130 42136	BC848C
7051	4822 130 42513	BC858C
7052	5322 130 42136	BC848C
7062	5322 130 42136	BC848C
7080	5322 130 42136	BC848C
7081▲	5322 130 41982	BC848B
7082	5322 130 41983	BC858B
7083	4822 130 42513	BC858C
7090	5322 130 41983	BC858B
7091▲	5322 130 41982	BC848B

7092▲ 5322 130 41982 BC848B

Black-stretch panel [D']

4822 265 41376 Strip 13P

Various

1200	4822 212 31276	Black-stretch panel
------	----------------	---------------------



2514	4822 124 40195	150µF 20% 16V
2515	4822 124 40272	33µF 20% 16V
2516	4822 124 40849	330µF 20% 16V
2517	4822 124 40242	1µF 20% 63V
2518	4822 126 11544	22nF 63V
2519	4822 121 42408	220nF 5% 63V
2521	4822 124 40248	10µF 20% 63V
2524	4822 126 11544	22nF 63V



3511	4822 051 10102	1k 2% 0,25W
3512▲	4822 052 10688	608 5% 0,33W
3513	4822 051 10511	510Ω 2% 0,25W
3514	4822 051 10152	1k5 2% 0,25W
3515	4822 051 10202	2k 2% 0,25W
3516	4822 051 10102	1k 2% 0,25W
3517	4822 051 10102	1k 2% 0,25W
3518	4822 051 10202	2k 2% 0,25W
3519	4822 051 10101	100Ω 2% 0,25W
3522	4822 051 10394	390k 2% 0,25W

3524	4822 051 10101	100Ω 2% 0,25W
3527	4822 051 10122	1k2 2% 0,25W